

Town Board Meeting – October 30, 2019

Item

Page #

<p><u>CONTINUATIONS</u></p> <p>1. A PUBLIC HEARING TO CONSIDER THE PRELIMINARY BUDGET OF THE TOWN OF NORTH HEMPSTEAD TOGETHER WITH THE BUDGETS FOR ALL SPECIAL IMPROVEMENT DISTRICTS AND THE ASSESSMENT ROLLS OF THE BELGRAVE WATER POLLUTION CONTROL DISTRICT, GREAT NECK WATER POLLUTION CONTROL DISTRICT AND PORT WASHINGTON WATER POLLUTION CONTROL DISTRICT FOR THE YEAR 2020.</p>	<p>2</p>
<p><u>PUBLIC HEARINGS:</u></p> <p>2. A RESOLUTION ADOPTING THE ANNUAL ASSESSMENT ROLL OF THE BELGRAVE WATER POLLUTION CONTROL DISTRICT FOR THE FISCAL YEAR BEGINNING JANUARY 1, 2020.</p>	<p>4</p>
<p>3. A RESOLUTION ADOPTING THE ANNUAL ASSESSMENT ROLL OF THE GREAT NECK WATER POLLUTION CONTROL DISTRICT FOR THE FISCAL YEAR BEGINNING JANUARY 1, 2020.</p>	<p>7</p>
<p>4. A RESOLUTION ADOPTING THE ANNUAL ASSESSMENT ROLL OF THE PORT WASHINGTON WATER POLLUTION CONTROL DISTRICT FOR THE FISCAL YEAR BEGINNING JANUARY 1, 2020.</p>	<p>10</p>
<p>5. A RESOLUTION ADOPTING THE ANNUAL BUDGETS OF THE SPECIAL DISTRICTS OF THE TOWN OF NORTH HEMPSTEAD FOR THE FISCAL YEAR BEGINNING JANUARY 1, 2020.</p>	<p>13</p>
<p>6. A RESOLUTION ADOPTING THE ANNUAL BUDGETS OF THE TOWN OF NORTH HEMPSTEAD GENERAL FUND AND TOWN OUTSIDE VILLAGE FUND FOR THE FISCAL YEAR BEGINNING JANUARY 1, 2020.</p>	<p>16</p>

TOWN OF NORTH HEMPSTEAD
TOWN BOARD MEETING

Town Hall

220 Plandome Road

Manhasset, New York 11030

Tuesday, October 30, 2019 7:01 o'clock p.m.

P R E S E N T :

JUDI BOSWORTH, Supervisor

DINA M. De GIORGIO, Councilwoman

VERONICA A. LURVEY, Councilwoman

ANGELO FERRARA, Councilman

VIVIANA L. RUSSELL, Councilwoman

PETER ZUCKERMAN, Councilman

WAYNE H. WINK, Jr., Town Clerk

LEONARD KAPSALIS, ESQ., Town Attorney

NICHOLAS GUARIGLIA, Deputy Town Clerk

MICHAEL LEVINE, Planning

SUPERVISOR BOSWORTH: Hi. Good evening, for the Pledge. Would everyone please rise (Pledge of Allegiance.)

SUPERVISOR BOSWORTH: Mr. Wink, if you would please call the meeting to order.

MR. WINK: Town of North Hempstead Board meeting, Wednesday, October 30th, 2019. Councilwoman DeGiorgio.

COUNCILWOMAN DE GIORGIO: Here.

MR. WINK: Councilman Ferrara.

COUNCILMAN FERRARA: Here.

MR. WINK: Councilwoman Lurvey.

COUNCILWOMAN LURVEY: Here.

MR. WINK: Councilwoman Russell.

COUNCILWOMAN RUSSELL: Here.

MR. WINK: Councilwoman Seeman.

(No response.)

MR. WINK: Councilman Zuckerman.

COUNCILMAN ZUCKERMAN: Here.

MR. WINK: Supervisor Bosworth.

SUPERVISOR BOSWORTH: Here. So Lee's daughter is being honored and she's going to be with her daughter for that. So following our Town Board procedure, we're going to begin 30 minutes of public comment on any matters not on the agenda. If there's anybody who would like to speak?

(No response.)

SUPERVISOR BOSWORTH: Mr. Wink, do we have any cards?

MR. WINK: We have no cards.

SUPERVISOR BOSWORTH: So, Mr. Wink, would you please begin tonight's agenda.

MR. WINK: Continuations, item 1, a public hearing to consider the preliminary budget of the Town of North Hempstead, together with the budgets for all special improvements district and the assessment rolls of the Belgrave Water Pollution Control District, Great Neck Water Pollution Control District and Port Washington Water Pollution Control District for the year 2020.

SUPERVISOR BOSWORTH: So good evening. I'd like to make a statement, as I've done before all of our budget hearings and then if there are any remaining questions regarding the Town's budget, the budgets of the special districts will be separate rolls of the Water Pollution Control Districts and we will, of course, we will do our best for them. We amended the 2020 budget on September 25th; We held a work session on October 3rd; A public hearing on October 20th; and, A public hearing on October 24th. Tonight we'll be voting on my administration's sixth budget, once again, before Election Day. This keeps the commitment to

open and transparent government that lays out how our tax dollars are being utilized. This year's budget continues the fiscal conservative practices, while continuing to deliver essential services to our residents. The \$135.5 million budget stays within the New York State Tax Cap. It includes: \$69.5 million for the General Fund; \$38.2 million for the Town Outside Village fund; and, \$27.8 million in our Town operated special districts. The General Fund tax levy increased by 1.2 percent, an average of \$6.31 per household. The Town's Outside Village fund, the tax levy increased by .39 percent, an average of \$6.93 per household. Since I took office, we've: Reduced debt; and, Relieved the debt service; Affirmed our Town's financial rating of AAA on, again, on September 12th, 2019. This rating is the highest a municipality can attain. In its credit opinion, Moody's acknowledged the Town's conservative fiscal management practices and noted that management acted in line with budget performance across funds throughout the year to ensure balanced operations and makes changes to expenditures as needed. I'm proud that we've earned the AAA bond ratings five times now from Moody's. The budget gives a picture of the administration's planning and has taken into account analysis, suggestions and reactions by the public. Our Town Councilmembers have, throughout the budget process, been working with our finance staff to give input and ask questions. I thank them for their hard work and their commitment to the Town and our residents. I'd like to thank my staff, especially the finance team: Our Comptroller, Tania; Hilary, Sheri, Allen and Steve; My chief of staff, Janine; and, All the commissioners and department heads that have worked hard to continue to serve our residents while working with a tight budget. We're proud of this budget and we look forward to continuing to serve our residents. Mr. Wink, are there any cards for public comment?

MR. WINK: There are no cards for public comment.

SUPERVISOR BOSWORTH: Do any of our members have questions or comments they'd like to make?

(No response.)

SUPERVISOR BOSWORTH: I'd like to close the public hearing, offer the resolution and move for its adoption.

MR. WINK: Councilwoman DeGiorgio.

COUNCILWOMAN DE GIORGIO: Aye.

MR. WINK: Councilman Ferrara.

COUNCILMAN FERRARA: Aye.

MR. WINK: Councilwoman Lurvey.

COUNCILWOMAN LURVEY: Aye.

MR. WINK: Councilwoman Russell.

COUNCILWOMAN RUSSELL: Aye.

MR. WINK: Councilman Zuckerman.

COUNCILMAN ZUCKERMAN: Aye.

MR. WINK: Supervisor Bosworth.

SUPERVISOR BOSWORTH: Aye.

NEWSDAY AFFIDAVIT OF PUBLICATION

TOWN OF NORTH HEMP TOWN CLERK
200 PLANDOME ROAD
MANHASSET, NY 11030-2326

RECORDED
INDEXED
OCT 15 2019
11:05 AM
SUFFOLK COUNTY

STATE OF NEW YORK)
:SS.:
COUNTY OF SUFFOLK)

Legal Notice No. 0021536430


Darryl Murphy of Newsday Media Group., Suffolk County, N.Y., being duly sworn, says that such person is, and at the time of publication of the annexed Notice was a duly authorized custodian of records of Newsday Media Group, the publisher of NEWSDAY, a newspaper published in the County of Suffolk, County of Nassau, County of Queens, and elsewhere in the State of New York and other places, and that the Notice of which the annexed is a true copy, was published in the following editions/counties of said newspaper on the following dates:

Sunday October 13, 2019 Nassau

SWORN to before me this
14 Day of October, 2019.



Jason A. Neknez
Notary Public - State of New York
No. 01NE6219108
Qualified in Suffolk County
My Commission Expires 03/22/2022



Ad Content

Legal Notice # 21536430

NOTICE OF HEARING
NOTICE OF PUBLIC HEARING ON THE PRELIMINARY BUDGET OF THE TOWN OF NORTH HEMPSTEAD TOGETHER WITH THE BUDGETS FOR ALL SPECIAL IMPROVEMENT DISTRICTS AND THE ASSESSMENT ROLLS OF THE BELGRAVE WATER POLLUTION CONTROL DISTRICT, THE GREAT NECK WATER POLLUTION CONTROL DISTRICT AND THE PORT WASHINGTON WATER POLLUTION CONTROL DISTRICT FOR THE YEAR 2020.

NOTICE IS HEREBY GIVEN that the preliminary budget of the Town of North Hempstead, Nassau County, New York, together with the preliminary budgets of all Special Improvement Districts (the "Preliminary Budgets") and the assessment rolls of the Belgrave Water Pollution Control District, the Great Neck Water Pollution Control District, and the Port Washington Water Pollution Control District (the "Assessment Rolls") for the fiscal year beginning January 1, 2020, have been completed and filed in the Office of the Town Clerk at Town Hall, Manhasset, New York, where they are available during regular business hours for inspection by any interested persons and

FURTHER NOTICE IS HEREBY GIVEN that the Town Board of the Town of North Hempstead will meet and review the Preliminary Budgets and the Assessment Rolls, and hold a public hearing thereon at the Town Hall, 220 Plandome Road, Manhasset, New York, at 7:00 P.M. on the 24th day of October, 2019, and at such hearing any person may be heard in favor of or against the Preliminary Budgets and the Assessment Rolls, or for or against any item therein contained; and FURTHER NOTICE IS HEREBY GIVEN, pursuant to Town Law § 108, that the following are the proposed yearly salaries of the Elected Officers of this Town:

- Supervisor -- \$133,000.00;
- Town Clerk -- \$105,000.00;
- Councilmembers -- \$49,000.00;
- Receiver of Taxes -- \$115,000.00; and

PLEASE TAKE FURTHER NOTICE that copies of the Preliminary Budget are available at Town Hall, 200 Plandome Road, Manhasset, New York, Monday through Friday, between the hours of 9:00 A.M. and 4:45 P.M.
Dated: Manhasset, New York
October 10, 2019

BY ORDER OF THE TOWN BOARD OF
THE TOWN OF NORTH HEMPSTEAD
WAYNE H. WINK, JR.
TOWN CLERK

NEWSDAY PROOF

Advertiser: TOWN OF NORTH HEMP TOWN CLERK
 Agency: TOWN OF NORTH HEMP TOWN CLERK
 Ad Number: 0021536430
 Start Date: 10/13/2019
 End Date: 10/13/2019
 Price: \$364.00
 Ordered By: Legaladv@newsday.com

Phone: 5168697625
 Contact: BRANDON
 Section: Legals
 Class: 11100
 Size: 2 x 46 Times: 1
 Date: 10/11/2019
 Zone(s): C-Nassau

Signature of Approval: _____ Date: _____

**LEGAL NOTICE
NOTICE OF HEARING**
 NOTICE OF PUBLIC HEARING ON THE PRELIMINARY BUDGET OF THE TOWN OF NORTH HEMPSTEAD TOGETHER WITH THE BUDGETS FOR ALL SPECIAL IMPROVEMENT DISTRICTS AND THE ASSESSMENT ROLLS OF THE BELGRAVE WATER POLLUTION CONTROL DISTRICT, THE GREAT NECK WATER POLLUTION CONTROL DISTRICT AND THE PORT WASHINGTON WATER POLLUTION CONTROL DISTRICT FOR THE YEAR 2020.
 NOTICE IS HEREBY GIVEN that the preliminary budget of the Town of North Hempstead, Nassau County, New York, together with the preliminary budgets of all Special Improvement Districts (the "Preliminary Budgets") and the assessment rolls of the Belgrave Water Pollution Control District, the Great Neck Water Pollution Control District, and the Port Washington Water Pollution Control District (the "Assessment Rolls") for the fiscal year beginning January 1, 2020, have been completed and filed in the Office of the Town Clerk at Town Hall, Manhasset, New York, where they are available during regular business hours for inspection by any interested person; and
FURTHER NOTICE IS HEREBY GIVEN that the Town Board of the Town of North Hempstead will meet and review the Preliminary Budgets and the Assessment Rolls, and hold a public hearing thereon at the Town Hall, 220 Plandome Road, Manhasset, New York, at 7:00 P.M. on the 24th day of October, 2019, and at such hearing any person may be heard in favor of or against the Preliminary Budgets and the Assessment Rolls, or for or against any item therein contained; and
FURTHER NOTICE IS HEREBY GIVEN, pursuant to Town Law § 108, that the following are the proposed yearly salaries of the Elected Officers of this Town:
 Supervisor - \$133,000.00;
 Town Clerk -- \$105,000.00;
 Councilmembers - \$49,000.00;
 Receiver of Taxes - \$115,000.00;
 and
PLEASE TAKE FURTHER NOTICE that copies of the Preliminary Budget are available at Town Hall, 200 Plandome Road, Manhasset, New York, Monday through Friday, between the hours of 9:00 A.M. and 4:45 P.M.
 Dated: Manhasset, New York
 October 10, 2019
BY ORDER OF THE TOWN BOARD OF THE TOWN OF NORTH HEMPSTEAD
 WAYNE H. WINK, JR.
 TOWN CLERK
 10-16-2019-IT-#208272-MA

Affidavit of Publication

County of Nassau SS
 State of New York,

Linda Baccoli, being duly sworn, deposes and says that she is the principal Clerk of the Publisher of
 The MINEOLA AMERICAN
 a weekly newspaper published at Mineola in the county of Nassau, in the State of New York, and that a notice, a printed copy of which is hereunto annexed, has been published in said newspapers once in each week for

1 weeks, viz: October 16, 2019

Linda Baccoli

Sworn to me this 16 day of
 October-2019

Shari M. Egnasko

Notary Public
 Shari M. Egnasko
 Notary Public, State of New York
 No. 01EG6119807
 Qualified in Nassau County
 Commission Expires Dec. 6, 2020

Affidavit of Publication

County of Nassau SS
State of New York,

Linda Baccoli, being duly sworn, deposes and says that she is the principal Clerk of the Publisher of
The WESTBURY TIMES
a weekly newspaper published at Mineola in the county of Nassau, in the State of New York, and that a notice, a printed copy of which is hereunto annexed, has been published in

DISTRICT FOR THE YEAR 2020.

NOTICE IS HEREBY GIVEN that the preliminary budget of the Town of North Hempstead, Nassau County, New York, together with the preliminary budgets of all Special Improvement Districts (the "Preliminary Budgets") and the assessment rolls of the Belgrave Water Pollution Control District, the Great Neck Water Pollution Control District, and the Port Washington Water Pollution Control District (the "Assessment Rolls") for the fiscal year beginning January 1, 2020, have been completed and filed in the Office of the Town Clerk at Town Hall, Manhasset, New York, where they are available during regular business hours for inspection by any interested person; and

FURTHER NOTICE IS HEREBY GIVEN that the Town Board of the Town of North Hempstead will meet and review the Preliminary Budgets and the Assessment Rolls, and hold a public hearing thereon at the Town Hall, 220 Plandome Road, Manhasset, New York, at 7:00 P.M. on the 24th day of October, 2019, and at such hearing any person may be heard in favor of or against the Preliminary Budgets and the Assessment Rolls, or for or against any item therein contained; and

HEREBY GIVEN, pursuant to Town Law § 108, that the following are the proposed yearly salaries of the Elected Officers of this Town:
Supervisor - \$133,000.00;
Town Clerk -- \$105,000.00;
Councilmembers - \$49,000.00;
Receiver of Taxes - \$115,000.00;
and

PLEASE TAKE FURTHER NOTICE that copies of the Preliminary Budget are available at Town Hall, 200 Plandome Road, Manhasset, New York, Monday through Friday, between the hours of 9:00 A.M. and 4:45 P.M.
Dated: Manhasset, New York
October 10, 2019
BY ORDER OF THE TOWN BOARD OF THE TOWN OF NORTH HEMPSTEAD
WAYNE H. WINK, JR.
TOWN CLERK

10-16-2019-IT-
#208273-WBY

is in each week for

October 16, 2019

Linda Baccoli

is 16 day of
October 10, 2019

Shari M. Egnasko

Shari M. Egnasko
Notary Public, State of New York
No. 01EG6119807
Qualified in Nassau County
Commission Expires Dec. 6, 2020

LEGAL NOTICE
NOTICE OF HEARING
NOTICE OF PUBLIC HEARING ON THE PRELIMINARY BUDGET OF THE TOWN OF NORTH HEMPSTEAD TOGETHER WITH THE BUDGETS FOR ALL SPECIAL IMPROVEMENT DISTRICTS AND THE ASSESSMENT ROLLS OF THE BELGRAVE WATER POLLUTION CONTROL DISTRICT, THE GREAT NECK WATER POLLUTION CONTROL DISTRICT AND THE PORT WASHINGTON WATER POLLUTION CONTROL

Affidavit of Publication

County of Nassau SS
State of New York,

Linda Baccoli, being duly sworn, deposes and says that she is the principal Clerk of the Publisher of The NEW HYDE PARK ILLUSTRATED NEWS a weekly newspaper published at Mineola in the county of Nassau, in the State of New York, and that a notice, a printed copy of which is hereunto annexed, has been published in said newspapers once in each week for

1 weeks, viz: October 16, 2019

Linda Baccoli (handwritten signature)

Sworn to me this 16 day of October-2019

preliminary budgets of all Special Improvement Districts (the "Preliminary Budgets") and the assessment rolls of the Belgrave Water Pollution Control District, the Great Neck Water Pollution Control District, and the Port Washington Water Pollution Control District (the "Assessment Rolls") for the fiscal year beginning January 1, 2020, have been completed and filed in the Office of the Town Clerk at Town Hall, Manhasset, New York, where they are available during regular business hours for inspection by any interested person; and

Councilmembers - \$49,000.00;
Recorder of Taxes - \$115,000.00;
PLEASE TAKE FURTHER NOTICE that copies of the Preliminary Budget are available at Town Hall, 200 Plandome Road, Manhasset, New York, Monday through Friday, between the hours of 9:00 A.M. and 4:45 P.M.
Dated: Manhasset, New York October 10, 2019
BY ORDER OF THE TOWN BOARD OF THE TOWN OF NORTH HEMPSTEAD
WAYNE H. WINK, JR.
TOWN CLERK
10-16-2019-1T-
#208274-NHP

Shari M. Egnasko (handwritten signature)
Notary Public

Shari M. Egnasko
Notary Public, State of New York
No. 01EG6119807
Qualified in Nassau County
Commission Expires Dec. 6, 2020

LEGAL NOTICE
NOTICE OF HEARING
NOTICE OF PUBLIC HEARING ON THE PRELIMINARY BUDGET OF THE TOWN OF NORTH HEMPSTEAD TOGETHER WITH THE BUDGETS FOR ALL SPECIAL IMPROVEMENT DISTRICTS AND THE ASSESSMENT ROLLS OF THE BELGRAVE WATER POLLUTION CONTROL DISTRICT, THE GREAT NECK WATER POLLUTION CONTROL DISTRICT AND THE PORT WASHINGTON WATER POLLUTION CONTROL DISTRICT FOR THE YEAR 2020.
NOTICE IS HEREBY GIVEN that the preliminary budget of the Town of North Hempstead, Nassau County, New York, together with the

FURTHER NOTICE IS HEREBY GIVEN that the Town Board of the Town of North Hempstead will meet and review the Preliminary Budgets and the Assessment Rolls, and hold a public hearing thereon at the Town Hall, 220 Plandome Road, Manhasset, New York, at 7:00 P.M. on the 24th day of October, 2019, and at such hearing any person may be heard in favor of or against the Preliminary Budgets and the Assessment Rolls, or for or against any item therein contained; and
FURTHER NOTICE IS HEREBY GIVEN, pursuant to Town Law § 108, that the following are the proposed yearly salaries of the Elected Officers of this Town:
Supervisor - \$133,000.00;
Town Clerk -- \$105,000.00;

Affidavit of Publication

County of Nassau SS
State of New York,

LEGAL NOTICE
NOTICE OF HEARING
NOTICE OF PUBLIC HEARING ON THE PRELIMINARY BUDGET OF THE TOWN OF NORTH HEMPSTEAD TOGETHER WITH THE BUDGETS FOR ALL SPECIAL IMPROVEMENT DISTRICTS AND THE ASSESSMENT ROLLS OF THE BELGRAVE WATER POLLUTION CONTROL DISTRICT, THE GREAT NECK WATER POLLUTION CONTROL DISTRICT AND THE PORT WASHINGTON WATER POLLUTION CONTROL DISTRICT FOR THE YEAR 2020.

NOTICE IS HEREBY GIVEN that the preliminary budget of the Town of North Hempstead, Nassau County, New York, together with the preliminary budgets of all Special Improvement Districts (the "Preliminary Budgets") and the assessment rolls of the Belgrave Water Pollution Control District, the Great Neck Water Pollution Control District, and the Port Washington Water Pollution Control District (the "Assessment Rolls") for the fiscal year beginning January 1, 2020, have been completed and filed in the Office of the Town Clerk at Town Hall, Manhasset, New York, where they are available during regular business hours for inspection by any interested person; and

FURTHER NOTICE IS HEREBY GIVEN that the

Town Board of the Town of North Hempstead will meet and review the Preliminary Budgets and the Assessment Rolls, and hold a public hearing thereon at the Town Hall, 220 Plandome Road, Manhasset, New York, at 7:00 P.M. on the 24th day of October, 2019, and at such hearing any person may be heard in favor of or against the Preliminary Budgets and the Assessment Rolls, or for or against any item therein contained; and FURTHER NOTICE IS HEREBY GIVEN, pursuant to Town Law § 108, that the following are the proposed yearly salaries of the Elected Officers of this Town:

Supervisor - \$133,000.00;
Town Clerk - \$105,000.00;
Councilmembers - \$49,000.00;
Receiver of Taxes - \$115,000.00;
and
PLEASE TAKE FURTHER NOTICE that copies of the Preliminary Budget are available at Town Hall, 200 Plandome Road, Manhasset, New York, Monday through Friday, between the hours of 9:00 A.M. and 4:45 P.M.
Dated: Manhasset, New York
October 10, 2019
BY ORDER OF THE TOWN BOARD OF THE TOWN OF NORTH HEMPSTEAD
WAYNE H. WINK, JR.
TOWN CLERK
10-16-2019-1T-#208275-ROS

Linda Baccoli, being duly sworn, deposes and says that she is the principal Clerk of the Publisher of The ROSLYN NEWS a weekly newspaper published at Mineola in the county of Nassau, in the State of New York, and that a notice, a printed copy of which is hereunto annexed, has been published in said newspapers once in each week for

1 weeks, viz: October 16, 2019

Linda Baccoli

Sworn to me this 16 day of October-2019

Shari M. Egnasko
Notary Public

Shari M. Egnasko
Notary Public, State of New York
No. 01EG6119807
Qualified in Nassau County
Commission Expires Dec. 6, 2020

Affidavit of Publication

County of Nassau SS
State of New York,

fiscal year beginning January 1, 2020, have been completed and filed in the Office of the Town Clerk at Town Hall, Manhasset, New York, where they are available during regular business hours for inspection by any interested person; and

FURTHER NOTICE IS HEREBY GIVEN that the Town Board of the Town of North Hempstead will meet and review the Preliminary Budgets and the Assessment Rolls, and hold a public hearing thereon at the Town Hall, 220 Plandome Road, Manhasset, New York, at 7:00 P.M. on the 24th day of October, 2019, and at such hearing any person may be heard in favor of or against the Preliminary Budgets and the Assessment Rolls, or for or against any item therein contained; and FURTHER NOTICE IS HEREBY GIVEN, pursuant to Town Law § 108, that the following are the proposed yearly salaries of the Elected Officers of this Town:

Supervisor - \$133,000.00;
Town Clerk -- \$105,000.00;
Councilmembers - \$49,000.00;
Receiver of Taxes - \$115,000.00;
and

PLEASE TAKE FURTHER NOTICE that copies of the Preliminary Budget are available at Town Hall, 200 Plandome Road, Manhasset, New York, Monday through Friday, between the hours of 9:00 A.M. and 4:45 P.M.

Dated: Manhasset, New York
October 10, 2019

BY ORDER OF THE TOWN BOARD OF THE TOWN OF NORTH HEMPSTEAD
WAYNE H. WINK, JR.

TOWN CLERK
10-16-2019-1T-
#208277-PORT

Linda Baccoli, being duly sworn, deposes and says that she is the principal Clerk of the Publisher of The PORT WASHINGTON NEWS a weekly newspaper published at Mineola in the county of Nassau, in the State of New York, and that a notice, a printed copy of which is hereunto annexed, has been published in said newspapers once in each week for

1 weeks, viz: October 16, 2019

LEGAL NOTICE
NOTICE OF HEARING
NOTICE OF PUBLIC HEARING ON THE PRELIMINARY BUDGET OF THE TOWN OF NORTH HEMPSTEAD TOGETHER WITH THE BUDGETS FOR ALL SPECIAL IMPROVEMENT DISTRICTS AND THE ASSESSMENT ROLLS OF THE BELGRAVE WATER POLLUTION CONTROL DISTRICT, THE GREAT NECK WATER POLLUTION CONTROL DISTRICT AND THE PORT WASHINGTON WATER POLLUTION CONTROL DISTRICT FOR THE YEAR 2020.

NOTICE IS HEREBY GIVEN that the preliminary budget of the Town of North Hempstead, Nassau County, New York, together with the preliminary budgets of all Special Improvement Districts (the "Preliminary Budgets") and the assessment rolls of the Belgrave Water Pollution Control District, the Great Neck Water Pollution Control District, and the Port Washington Water Pollution Control District (the "Assessment Rolls") for the

Linda Baccoli

Sworn to me this 16 day of
October-2019

[Signature]

Notary Public

Shari M. Egnasko
Notary Public, State of New York
No. 01EG6119807
Qualified in Nassau County
Commission Expires Dec. 6, 2020

Affidavit of Publication

County of Nassau SS
State of New York,

**LEGAL NOTICE
NOTICE OF HEARING
NOTICE OF PUBLIC
HEARING ON THE PRE-
LIMINARY BUDGET OF
THE TOWN OF NORTH
HEMPSTEAD TOGETHER
WITH THE BUDGETS FOR
ALL SPECIAL IMPROVE-
MENT DISTRICTS AND
THE ASSESSMENT ROLLS
OF THE BELGRAVE WA-
TER POLLUTION CON-
TROL DISTRICT, THE
GREAT NECK WATER
POLLUTION CONTROL
DISTRICT AND THE PORT
WASHINGTON WATER
POLLUTION CONTROL
DISTRICT FOR THE YEAR
2020.**
NOTICE IS HEREBY GIV-
EN that the preliminary bud-
get of the Town of North
Hempstead, Nassau County,
New York, together with the
preliminary budgets of all
Special Improvement Dis-
tricts (the "Preliminary Bud-
gets") and the assessment
rolls of the Belgrave Water
Pollution Control District,
the Great Neck Water Pol-
lution Control District, and the
Port Washington Water Pol-
lution Control District (the
"Assessment Rolls") for the
fiscal year beginning January
1, 2020, have been complet-
ed and filed in the Office of
the Town Clerk at Town Hall,
Manhasset, New York, where
they are available during
regular business hours for
inspection by any interested
person; and
**FURTHER NOTICE IS
HEREBY GIVEN that the**

Town Board of the Town of
North Hempstead will meet
and review the Preliminary
Budgets and the Assessment
Rolls, and hold a public hear-
ing thereon at the Town Hall,
220 Plandome Road, Manhasset,
New York, at 7:00 P.M.
on the 24th day of October,
2019, and at such hearing any
person may be heard in favor
of or against the Preliminary
Budgets and the Assessment
Rolls, or for or against any
item therein contained; and
**FURTHER NOTICE IS
HEREBY GIVEN,** pursuant
to Town Law § 108, that the
following are the proposed
yearly salaries of the Elected
Officers of this Town:
Supervisor - \$133,000.00;
Town Clerk - \$105,000.00;
Councilmembers - \$49,000.00;
Receiver of Taxes - \$115,000.00;
and
**PLEASE TAKE FURTHER
NOTICE** that copies of the
Preliminary Budget are
available at Town Hall, 200
Plandome Road, Manhasset,
New York, Monday through
Friday, between the hours of
9:00 A.M. and 4:45 P.M.
Dated: Manhasset, New York
October 10, 2019
**BY ORDER OF THE TOWN
BOARD OF THE TOWN OF
NORTH HEMPSTEAD
WAYNE H. WINK, JR.
TOWN CLERK**
10-16-2019-IT-
#208280-MAN

Linda Baccoli, being duly sworn, deposes and says that
she is the principal Clerk of the Publisher of
The MANHASSET PRESS
a weekly newspaper published at Mineola in the county of
Nassau, in the State of New York, and that a notice, a printed
copy of which is hereunto annexed, has been published in
said newspapers once in each week for

1 weeks, viz: October 16, 2019

Linda Baccoli
Sworn to me this 16 day of
October-2019

Shari M. Egnasko
Notary Public
Shari M. Egnasko
Notary Public, State of New York
No. 01EG6119807
Qualified in Nassau County
Commission Expires Dec. 6, 2020

MR. WINK: Resolutions. Item 2, a resolution adopting the annual assessment roll of the Belgrave Water Pollution Control District for the fiscal year beginning January 1st, 2020.

SUPERVISOR BOSWORTH: I offer the resolution and move for its adoption.

MR. WINK: Councilwoman DeGiorgio.

COUNCILWOMAN DE GIORGIO: Aye.

MR. WINK: Councilman Ferrara.

COUNCILMAN FERRARA: Aye.

MR. WINK: Councilwoman Lurvey.

COUNCILWOMAN LURVEY: Aye.

MR. WINK: Councilwoman Russell.

COUNCILWOMAN RUSSELL: Aye.

MR. WINK: Councilman Zuckerman.

COUNCILMAN ZUCKERMAN: Aye.

MR. WINK: Supervisor Bosworth.

SUPERVISOR BOSWORTH: Aye.

Supervisor Bosworth offered the following resolution and moved its adoption, which resolution was declared adopted after a poll of the members of this Board:

RESOLUTION NO. 538 - 2019

A RESOLUTION ADOPTING THE ANNUAL ASSESSMENT ROLL OF THE BELGRAVE WATER POLLUTION CONTROL DISTRICT FOR THE FISCAL YEAR BEGINNING JANUARY 1, 2020.

WHEREAS, the Commissioners of the Belgrave Water Pollution Control District (the “District”) did, pursuant to the provisions of Section 202-a of the Town Law of the State of New York, file with the Town Clerk of the Town of North Hempstead detailed estimates, in writing, of the anticipated revenues and expenditures of the District for the purpose of determining the amount of money required to meet the expenses of maintaining the improvements for the fiscal year commencing the 1st day of January, 2020 (the “Estimates”); and

WHEREAS, the Commissioners of the District did, pursuant to the provisions of Section 202-a of the Town Law of the State of New York, assess the amount of the Estimates so prepared on the lots and parcels of land against which the expense of the improvement was to be charged in proportion as nearly as may be to the benefit which each and all parcels will derive therefrom, and did file said assessment roll pursuant to the terms of said law with the Town Clerk (the “Assessment Roll”); and

WHEREAS, the Board did, on the 24th day of October, 2019, in the manner and on the notice as prescribed by law, hold a public hearing on the Estimates and Assessment Roll, as filed with the Town Clerk, which hearing was continued to October 30, 2019, and all interested persons were afforded an opportunity to be heard thereon.

NOW, THEREFORE, BE IT

RESOLVED that the Town Board does hereby adopt said Assessment Roll as the annual assessment roll of the Belgrave Water Pollution Control District for the fiscal year

beginning January 1, 2020, and the said Assessment Roll as so adopted be filed in the office of the Town Clerk.

Dated: Manhasset, New York
October 30, 2019

The vote on the foregoing resolutions was recorded as follows:

Ayes: Councilperson De Giorgio, Councilperson Ferrara, Councilperson Lurvey,
Councilperson Russell, Councilperson Zuckerman, Supervisor Bosworth

Nays: None

Absent: Councilperson Seeman

cc: Town Attorney Comptroller Tax Receiver

MR. WINK: Item 3, a resolution adopting the annual assessment roll for the Great Neck Water Pollution Control District for the fiscal year beginning January 1st, 2020.

SUPERVISOR BOSWORTH: I offer the resolution and move for its adoption.

MR. WINK: Councilwoman DeGiorgio.

COUNCILWOMAN DE GIORGIO: Aye.

MR. WINK: Councilman Ferrara.

COUNCILMAN FERRARA: Aye.

MR. WINK: Councilwoman Lurvey.

COUNCILWOMAN LURVEY: Aye.

MR. WINK: Councilwoman Russell.

COUNCILWOMAN RUSSELL: Aye.

MR. WINK: Councilman Zuckerman.

COUNCILMAN ZUCKERMAN: Aye.

MR. WINK: Supervisor Bosworth.

SUPERVISOR BOSWORTH: Aye.

Supervisor Bosworth offered the following resolution and moved its adoption, which resolution was declared adopted after a poll of the members of this Board:

RESOLUTION NO. 539 - 2019

A RESOLUTION ADOPTING THE ANNUAL ASSESSMENT ROLL OF THE GREAT NECK WATER POLLUTION CONTROL DISTRICT FOR THE FISCAL YEAR BEGINNING JANUARY 1, 2020.

WHEREAS, the Commissioners of the Great Neck Water Pollution Control District (the “District”) did, pursuant to the provisions of Section 202-a of the Town Law of the State of New York, file with the Town Clerk of the Town of North Hempstead detailed estimates, in writing, of the anticipated revenues and expenditures of the District for the purpose of determining the amount of money required to meet the expenses of maintaining the improvements for the fiscal year commencing the 1st day of January, 2020 (the “Estimates”); and

WHEREAS, the Commissioners of the District did, pursuant to the provisions of Section 202-a of the Town Law of the State of New York, assess the amount of the Estimates so prepared on the lots and parcels of land against which the expense of the improvement was to be charged in proportion as nearly as may be to the benefit which each and all parcels will derive therefrom, and did file said assessment roll pursuant to the terms of said law with the Town Clerk (the “Assessment Roll”); and

WHEREAS, the Board did, on the 24th day of October, 2019, in the manner and on the notice as prescribed by law, hold a public hearing on the Estimates and Assessment Roll, as filed with the Town Clerk, which hearing was continued to October 30, 2019, and all interested persons were afforded an opportunity to be heard thereon.

NOW, THEREFORE, BE IT

RESOLVED that the Town Board does hereby adopt said Assessment Roll as the annual assessment roll of the Great Neck Water Pollution Control District for the fiscal year beginning January 1, 2020, and the said Assessment Roll as so adopted be filed in the office of the Town Clerk.

Dated: Manhasset, New York
October 30, 2019

The vote on the foregoing resolutions was recorded as follows:

Ayes: Councilperson De Giorgio, Councilperson Ferrara, Councilperson Lurvey,
Councilperson Russell, Councilperson Zuckerman, Supervisor Bosworth

Nays: None

Absent: Councilperson Seeman

cc: Town Attorney Comptroller Tax Receiver

MR. WINK: Item 4, a resolution adopting the annual assessment roll of the Port Washington Water Pollution Control District for the fiscal year beginning January 1st, 2020.

SUPERVISOR BOSWORTH: I offer the resolution and move for its adoption.

MR. WINK: Councilwoman DeGiorgio.

COUNCILWOMAN DE GIORGIO: Aye.

MR. WINK: Councilman Ferrara.

COUNCILMAN FERRARA: Aye.

MR. WINK: Councilwoman Lurvey.

COUNCILWOMAN LURVEY: Aye.

MR. WINK: Councilwoman Russell.

COUNCILWOMAN RUSSELL: Aye.

MR. WINK: Councilman Zuckerman.

COUNCILMAN ZUCKERMAN: Aye.

MR. WINK: Supervisor Bosworth.

SUPERVISOR BOSWORTH: Aye.

Supervisor Bosworth offered the following resolution and moved its adoption, which resolution was declared adopted after a poll of the members of this Board:

RESOLUTION NO. 540 - 2019

A RESOLUTION ADOPTING THE ANNUAL ASSESSMENT ROLL OF THE PORT WASHINGTON WATER POLLUTION CONTROL DISTRICT FOR THE FISCAL YEAR BEGINNING JANUARY 1, 2020.

WHEREAS, the Commissioners of the Port Washington Water Pollution Control District (the “ District”) did, pursuant to the provisions of Section 202-a of the Town Law of the State of New York, file with the Town Clerk of the Town of North Hempstead detailed estimates, in writing, of the anticipated revenues and expenditures of the District for the purpose of determining the amount of money required to meet the expenses of maintaining the improvements for the fiscal year commencing the 1st day of January, 2020 (the “Estimates”); and

WHEREAS, the Commissioners of the District did, pursuant to the provisions of Section 202-a of the Town Law of the State of New York, assess the amount of the Estimates so prepared on the lots and parcels of land against which the expense of the improvement was to be charged in proportion as nearly as may be to the benefit which each and all parcels will derive therefrom, and did file said assessment roll pursuant to the terms of said law with the Town Clerk (the “Assessment Roll”); and

WHEREAS, the Board did, on the 24th day of October, 2019, in the manner and on the notice as prescribed by law, hold a public hearing on the Estimates and Assessment Roll, as filed with the Town Clerk, which hearing was continued to October 30, 2019, and all interested persons were afforded an opportunity to be heard thereon.

NOW, THEREFORE, BE IT

RESOLVED that the Town Board does hereby adopt said Assessment Roll as the annual assessment roll of the Port Washington Water Pollution Control District for the fiscal year beginning January 1, 2020, and the said Assessment Roll as so adopted be filed in the office of the Town Clerk.

Dated: Manhasset, New York
October 30, 2019

The vote on the foregoing resolutions was recorded as follows:

Ayes: Councilperson De Giorgio, Councilperson Ferrara, Councilperson Lurvey,
Councilperson Russell, Councilperson Zuckerman, Supervisor Bosworth

Nays: None

Absent: Councilperson Seeman

cc: Town Attorney Comptroller Tax Receiver

MR. WINK: Item 5, a resolution adopting the annual budget to the special districts of the Town of North Hempstead for the fiscal year beginning January 1st, 2020.

SUPERVISOR BOSWORTH: I offer the resolution and move for its adoption.

MR. WINK: Councilwoman DeGiorgio.

COUNCILWOMAN DE GIORGIO: No.

MR. WINK: Councilman Ferrara.

COUNCILMAN FERRARA: Aye.

MR. WINK: Councilwoman Lurvey.

COUNCILWOMAN LURVEY: Aye.

MR. WINK: Councilwoman Russell.

COUNCILWOMAN RUSSELL: Aye.

MR. WINK: Councilman Zuckerman.

COUNCILMAN ZUCKERMAN: Aye.

MR. WINK: Supervisor Bosworth.

SUPERVISOR BOSWORTH: Aye.

Supervisor Bosworth offered the following resolution and moved its adoption, which resolution was declared adopted after a poll of the members of this Board:

RESOLUTION NO. 541 - 2019

A RESOLUTION ADOPTING THE ANNUAL BUDGETS OF THE SPECIAL DISTRICTS OF THE TOWN OF NORTH HEMPSTEAD FOR THE FISCAL YEAR BEGINNING JANUARY 1, 2020.

WHEREAS, the Town Board of the Town of North Hempstead has met on the 24th day of October, 2019, the time and place specified in the Notice of Public Hearing on the Preliminary Budgets of the Special Districts of the Town of North Hempstead for the fiscal year beginning January 1, 2020, heretofore filed pursuant to law in the Office of the Town Clerk of the Town of North Hempstead at the Town Hall, Manhasset, New York, conducted said hearing on such date, which hearing was continued to October 30, 2019, and has heard all persons desiring to be heard thereon; and

WHEREAS, the Town Board desires to adopt the Preliminary Budgets of the Special Districts as the Annual Budgets of said Special Districts for the fiscal year beginning on the 1st day of January, 2020.

NOW, THEREFORE, BE IT

RESOLVED that the Town Board does hereby adopt the Preliminary Budgets of the Special Districts, a copy of which is annexed hereto, as the Annual Budgets of said Special Districts for the fiscal year beginning on the 1st day of January, 2020, and that such budgets as so adopted be entered in detail in the minutes of the proceedings of the Town Board; and be it further

RESOLVED that the Town Clerk of this Town prepare and certify copies of said Annual Budgets of the Special Districts, as adopted by the Town Board pursuant to this Resolution and the Town Law, and deliver one copy to the Supervisor, two copies thereof to the

Nassau County Legislature and two copies to the Department of Assessment, Nassau County;
and be it further

RESOLVED that the Town Clerk shall publish a notice of adoption in the following
form:

NOTICE OF ADOPTION

PLEASE TAKE NOTICE that on October 30, 2019, the Town Board of the Town of
North Hempstead duly adopted the Annual Budgets for the Special Districts of the Town of
North Hempstead for the 2020 Fiscal Year.

PLEASE TAKE FURTHER NOTICE that the Budgets, as adopted, are available for
public inspection in the Office of the Town Clerk, 200 Plandome Road, Manhasset, New York
from 9:00 A.M. until 4:45 P.M. - Monday through Friday.

Dated: Manhasset, New York
October 30, 2019

**BY ORDER OF THE BOARD OF THE
TOWN OF NORTH HEMPSTEAD
WAYNE H. WINK, JR.
TOWN CLERK**

Dated: Manhasset, New York
October 30, 2019

Ayes: Councilperson Ferrara, Councilperson Lurvey, Councilperson Russell,
Councilperson Zuckerman, Supervisor Bosworth

Nays: Councilperson De Giorgio

Absent: Councilperson Seeman

cc: Town Attorney Comptroller

Affidavit of Publication

County of Nassau SS
State of New York,

Linda Baccoli, being duly sworn, deposes and says that she is the principal Clerk of the Publisher of
The MANHASSET PRESS
a weekly newspaper published at Mineola in the county of Nassau, in the State of New York, and that a notice, a printed copy of which is hereunto annexed, has been published in said newspapers once in each week for

1 weeks, viz: November 13, 2019

LEGAL NOTICE
NOTICE OF ADOPTION
PLEASE TAKE NOTICE
that on October 30, 2019, the Town Board of the Town of North Hempstead duly adopted the Annual Budgets for the Special Districts of the Town of North Hempstead for the 2020 Fiscal Year.
PLEASE TAKE FURTHER NOTICE that the Budgets, as adopted, are available for public inspection in the Office of the Town Clerk, 200 Plandome Road, Manhasset, New York from 9:00 A.M. until 4:45 P.M. - Monday through Friday.
Dated: Manhasset, New York October 30, 2019
BY ORDER OF THE BOARD OF THE TOWN OF NORTH HEMPSTEAD
WAYNE H. WINK, JR.
TOWN CLERK
11-13-2019-1T-
#209023-MAN

Linda Baccoli

Sworn to me this 13 day of
November-2019

Shari M. Egnasko

Notary Public
Shari M. Egnasko
Notary Public, State of New York
No. 01EG6119807
Qualified in Nassau County
Commission Expires Dec. 6, 2020

Affidavit of Publication

County of Nassau SS
State of New York,

Linda Baccoli, being duly sworn, deposes and says that she is the principal Clerk of the Publisher of
The PORT WASHINGTON NEWS
a weekly newspaper published at Mineola in the county of Nassau, in the State of New York, and that a notice, a printed copy of which is hereunto annexed, has been published in said newspapers once in each week for

1 weeks, viz: November 13, 2019

Linda Baccoli

Sworn to me this 13 day of
November-2019

Notary Public

Shari M. Egnasko
Notary Public, State of New York
No. 01EG6119807
Qualified in Nassau County
Commission Expires Dec. 6, 2020

LEGAL NOTICE
NOTICE OF ADOPTION
PLEASE TAKE NOTICE
that on October 30, 2019, the Town Board of the Town of North Hempstead duly adopted the Annual Budgets for the Special Districts of the Town of North Hempstead for the 2020 Fiscal Year.
PLEASE TAKE FURTHER NOTICE that the Budgets, as adopted, are available for public inspection in the Office of the Town Clerk, 200 Plandome Road, Manhasset, New York from 9:00 A.M. until 4:45 P.M. - Monday through Friday.
Dated: Manhasset, New York October 30, 2019
BY ORDER OF THE BOARD OF THE TOWN OF NORTH HEMPSTEAD
WAYNE H. WINK, JR.
TOWN CLERK
11-13-2019-IT-
#209021-PORT

Affidavit of Publication

County of Nassau SS
State of New York,

Linda Baccoli, being duly sworn, deposes and says that she is the principal Clerk of the Publisher of
The GLEN COVE RECORD PILOT
a weekly newspaper published at Mineola in the county of Nassau, in the State of New York, and that a notice, a printed copy of which is hereunto annexed, has been published in said newspapers once in each week for

1 weeks, viz: November 13, 2019

Linda Baccoli

Sworn to me this 13 day of
November-2019

Shari M. Egnasko

Notary Public

Shari M. Egnasko
Notary Public, State of New York
No. 01EG6119807
Qualified in Nassau County
Commission Expires Dec. 6, 2020

LEGAL NOTICE
NOTICE OF ADOPTION
PLEASE TAKE NOTICE
that on October 30, 2019, the Town Board of the Town of North Hempstead duly adopted the Annual Budgets for the Special Districts of the Town of North Hempstead for the 2020 Fiscal Year.
PLEASE TAKE FURTHER NOTICE that the Budgets, as adopted, are available for public inspection in the Office of the Town Clerk, 200 Plandome Road, Manhasset, New York from 9:00 A.M. until 4:45 P.M. - Monday through Friday.
Dated: Manhasset, New York
October 30, 2019
BY ORDER OF THE BOARD OF THE TOWN OF NORTH HEMPSTEAD
WAYNE H. WINK, JR.
TOWN CLERK
11-13-2019-1T-#209019-RP

Affidavit of Publication

County of Nassau SS
State of New York,

LEGAL NOTICE
NOTICE OF ADOPTION
PLEASE TAKE NOTICE
that on October 30, 2019, the
Town Board of the Town of
North Hempstead duly adopt-
ed the Annual Budgets for the
Special Districts of the Town
of North Hempstead for the
2020 Fiscal Year.
PLEASE TAKE FUR-
THER NOTICE that the Bud-
gets, as adopted, are available
for public inspection in the
Office of the Town Clerk, 200
Plandome Road, Manhasset,
New York from 9:00 A.M.
until 4:45 P.M. - Monday
through Friday.
Dated: Manhasset, New York
October 30, 2019
BY ORDER OF THE
BOARD OF THE TOWN OF
NORTH HEMPSTEAD
WAYNE H. WINK, JR.
TOWN CLERK
11-13-2019-1T-
#209018-NHP

Linda Baccoli, being duly sworn, deposes and says that
she is the principal Clerk of the Publisher of
The NEW HYDE PARK ILLUSTRATED NEWS
a weekly newspaper published at Mineola in the county of
Nassau, in the State of New York, and that a notice, a printed
copy of which is hereunto annexed, has been published in
said newspapers once in each week for

1 weeks, viz: November 13, 2019

Linda Baccoli

Sworn to me this 13 day of
November-2019

Shari M. Egnasko

Notary Public

Shari M. Egnasko
Notary Public, State of New York
No. 01EG6119807
Qualified in Nassau County
Commission Expires Dec. 6, 2020

NOV 13 2019
11:13 AM
NOTARY PUBLIC
STATE OF NEW YORK
#209018-NHP

Affidavit of Publication

County of Nassau SS
State of New York,

LEGAL NOTICE
NOTICE OF ADOPTION
PLEASE TAKE NOTICE
that on October 30, 2019, the
Town Board of the Town of
North Hempstead duly adopt-
ed the Annual Budgets for the
Special Districts of the Town
of North Hempstead for the
2020 Fiscal Year.
PLEASE TAKE FUR-
THER NOTICE that the Bud-
gets, as adopted, are available
for public inspection in the
Office of the Town Clerk, 200
Plandome Road, Manhasset,
New York from 9:00 A.M.
until 4:45 P.M. - Monday
through Friday.
Dated: Manhasset, New York
October 30, 2019
BY ORDER OF THE
BOARD OF THE TOWN OF
NORTH HEMPSTEAD
WAYNE H. WINK, JR.
TOWN CLERK
11-13-2019-IT-
#209017-WBY

Linda Baccoli, being duly sworn, deposes and says that
she is the principal Clerk of the Publisher of
The THE WESTBURY TIMES
a weekly newspaper published at Mineola in the county of
Nassau, in the State of New York, and that a notice, a printed
copy of which is hereunto annexed, has been published in
said newspapers once in each week for

1 weeks, viz: November 13, 2019

Linda Baccoli

Sworn to me this 13 day of
November-2019

Shari M. Egnasko

Notary Public
Shari M. Egnasko
Notary Public, State of New York
No. 01EG6119807
Qualified in Nassau County
Commission Expires Dec. 6, 2020

Affidavit of Publication

County of Nassau SS
State of New York,

Linda Baccoli, being duly sworn, deposes and says that she is the principal Clerk of the Publisher of
The MINEOLA AMERICAN
a weekly newspaper published at Mineola in the county of Nassau, in the State of New York, and that a notice, a printed copy of which is hereunto annexed, has been published in said newspapers once in each week for

1 weeks, viz: November 13, 2019

Linda Baccoli.

Sworn to me this 13 day of
November-2019

Shari M. Egnasko
Notary Public

Shari M. Egnasko
Notary Public, State of New York
No. 01EG6119807
Qualified in Nassau County
Commission Expires Dec. 6, 2020

LEGAL NOTICE
NOTICE OF ADOPTION
PLEASE TAKE NOTICE
that on October 30, 2019, the Town Board of the Town of North Hempstead duly adopted the Annual Budgets for the Special Districts of the Town of North Hempstead for the 2020 Fiscal Year.
PLEASE TAKE FURTHER NOTICE that the Budgets, as adopted, are available for public inspection in the Office of the Town Clerk, 200 Plandome Road, Manhasset, New York from 9:00 A.M. until 4:45 P.M. - Monday through Friday.
Dated: Manhasset, New York
October 30, 2019
BY ORDER OF THE BOARD OF THE TOWN OF NORTH HEMPSTEAD
WAYNE H. WINK, JR.
TOWN CLERK
11-13-2019-1T-#209016-MA

MR. WINK: Item 6, a resolution adopting the annual budgets of the Town of North Hempstead General Fund and Town Outside Village Fund for the fiscal year beginning January 1st, 2020.

SUPERVISOR BOSWORTH: I offer the resolution and move for its adoption.

MR. WINK: Councilwoman DeGiorgio.

COUNCILWOMAN DE GIORGIO: No.

MR. WINK: Councilman Ferrara.

COUNCILMAN FERRARA: Aye.

MR. WINK: Councilwoman Lurvey.

COUNCILWOMAN LURVEY: Aye.

MR. WINK: Councilwoman Russell.

COUNCILWOMAN RUSSELL: Aye.

MR. WINK: Councilman Zuckerman.

COUNCILMAN ZUCKERMAN: Aye.

MR. WINK: Supervisor Bosworth.

SUPERVISOR BOSWORTH: Aye.

Supervisor Bosworth offered the following resolution and moved its adoption, which resolution was declared adopted after a poll of the members of this Board:

RESOLUTION NO. 542 - 2019

A RESOLUTION ADOPTING THE ANNUAL BUDGETS OF THE TOWN OF NORTH HEMPSTEAD GENERAL FUND AND TOWN OUTSIDE VILLAGE FUND FOR THE FISCAL YEAR BEGINNING JANUARY 1, 2020.

WHEREAS, the Town Board of the Town of North Hempstead met on the 24th day of October, 2019, the time and place specified in the Notice of Public Hearing on the Preliminary Budget of the Town of North Hempstead for the fiscal year beginning January 1, 2020, heretofore filed pursuant to law in the office of the Town Clerk of the Town of North Hempstead at the Town Hall, Manhasset, New York, conducted said hearing on such date, which hearing was continued to October 30, 2019, and has heard all persons desiring to be heard thereon.

NOW, THEREFORE, BE IT

RESOLVED that the Town Board does hereby adopt such preliminary budget, a copy of which is annexed hereto, as the Annual Budget for the Town of North Hempstead General Town, and Town Outside Village Funds, for the fiscal year beginning on the 1st day of January, 2020, and that such budget, as so adopted, be entered in detail in the minutes of the proceedings of the Town Board; and be it further

RESOLVED that the Town Clerk of this Town prepare and certify copies of said Annual Budget, as adopted, by the Town Board and deliver one copy to the Supervisor, two copies to the Nassau County Legislature and two copies to the Department of Assessment, Nassau County; and be it further

RESOLVED that the Town Clerk shall publish a notice of adoption in the following form:

NOTICE OF ADOPTION

PLEASE TAKE NOTICE that on October 30, 2019, the Town Board of the Town of North Hempstead duly adopted the Annual Budget for the Town of North Hempstead for the 2020 Fiscal Year.

PLEASE TAKE FURTHER NOTICE that the Budget, as adopted, is available for public inspection in the Office of the Town Clerk, 200 Plandome Road, Manhasset, New York from 9:00 A.M. until 4:45 P.M. - Monday through Friday.

Dated: Manhasset, New York
 October 30, 2019

**BY ORDER OF THE BOARD OF THE
TOWN OF NORTH HEMPSTEAD
WAYNE H. WINK, JR.
TOWN CLERK**

Dated: Manhasset, New York
 October 30, 2019

The vote on the foregoing resolution was recorded as follows:

Ayes: Councilperson Ferrara, Councilperson Lurvey, Councilperson Russell,
 Councilperson Zuckerman, Supervisor Bosworth

Nays: Councilperson De Giorgio

Absent: Councilperson Seeman

Affidavit of Publication

County of Nassau SS
State of New York,

Linda Baccoli, being duly sworn, deposes and says that she is the principal Clerk of the Publisher of
The MANHASSET PRESS
a weekly newspaper published at Mineola in the county of Nassau, in the State of New York, and that a notice, a printed copy of which is hereunto annexed, has been published in said newspapers once in each week for

1 weeks, viz: November 13, 2019

Linda Baccoli

Sworn to me this 13 day of
November-2019

Shari M. Egnasko

Notary Public
Shari M. Egnasko
Notary Public, State of New York
No. 01EG6119807
Qualified in Nassau County
Commission Expires Dec. 6, 2020

LEGAL NOTICE
NOTICE OF ADOPTION
PLEASE TAKE NOTICE
that on October 30, 2019, the Town Board of the Town of North Hempstead duly adopted the Annual Budget for the Town of North Hempstead for the 2020 Fiscal Year.
PLEASE TAKE FURTHER NOTICE that the Budget, as adopted, is available for public inspection in the Office of the Town Clerk, 200 Plandome Road, Manhasset, New York from 9:00 A.M. until 4:45 P.M. - Monday through Friday.
Dated: Manhasset, New York
October 30, 2019
BY ORDER OF THE BOARD OF THE TOWN OF NORTH HEMPSTEAD
WAYNE H. WINK, JR.
TOWN CLERK
11-13-2019-1T-
#209031-MAN

Affidavit of Publication

County of Nassau SS
State of New York,

Linda Baccoli, being duly sworn, deposes and says that she is the principal Clerk of the Publisher of
The GREAT NECK RECORD
a weekly newspaper published at Mineola in the county of Nassau, in the State of New York, and that a notice, a printed copy of which is hereunto annexed, has been published in said newspapers once in each week for

1 weeks, viz: November 13, 2019

Linda Baccoli

Sworn to me this 13 day of
November-2019

Shari M. Egnasko

Notary Public
Shari M. Egnasko
Notary Public, State of New York
No. 01EG6119807
Qualified in Nassau County
Commission Expires Dec. 6, 2020

LEGAL NOTICE
NOTICE OF ADOPTION
PLEASE TAKE NOTICE
that on October 30, 2019, the Town Board of the Town of North Hempstead duly adopted the Annual Budget for the Town of North Hempstead for the 2020 Fiscal Year.
PLEASE TAKE FURTHER NOTICE that the Budget, as adopted, is available for public inspection in the Office of the Town Clerk, 200 Plandome Road, Manhasset, New York from 9:00 A.M. until 4:45 P.M. - Monday through Friday
Dated: Manhasset, New York
October 30, 2019
BY ORDER OF THE
BOARD OF THE TOWN OF
NORTH HEMPSTEAD
WAYNE H. WINK, JR.
TOWN CLERK
11-13-2019-1T-#209030-GN

RECEIVED
NOV 13 2019
CLERK OF THE TOWN OF NORTH HEMPSTEAD

Affidavit of Publication

County of Nassau SS
State of New York,

Linda Baccoli, being duly sworn, deposes and says that she is the principal Clerk of the Publisher of
The PORT WASHINGTON NEWS
a weekly newspaper published at Mineola in the county of Nassau, in the State of New York, and that a notice, a printed copy of which is hereunto annexed, has been published in said newspapers once in each week for

1 weeks, viz: November 13, 2019

Linda Baccoli

Sworn to me this 13 day of
November-2019

Shari M. Egnasko

Notary Public
Shari M. Egnasko
Notary Public, State of New York
No. 01EG6119807
Qualified in Nassau County
Commission Expires Dec. 6, 2020

LEGAL NOTICE
NOTICE OF ADOPTION
PLEASE TAKE NOTICE
that on October 30, 2019, the Town Board of the Town of North Hempstead duly adopted the Annual Budget for the Town of North Hempstead for the 2020 Fiscal Year.
PLEASE TAKE FURTHER NOTICE that the Budget, as adopted, is available for public inspection in the Office of the Town Clerk, 200 Plandome Road, Manhasset, New York from 9:00 A.M. until 4:45 P.M. - Monday through Friday.
Dated: Manhasset, New York
October 30, 2019
BY ORDER OF THE BOARD OF THE TOWN OF NORTH HEMPSTEAD
WAYNE H. WINK, JR.
TOWN CLERK
11-13-2019-1T-
#209029-PORT

Affidavit of Publication

County of Nassau SS
State of New York,

Linda Baccoli, being duly sworn, deposes and says that she is the principal Clerk of the Publisher of
The THE ROSLYN NEWS
a weekly newspaper published at Mineola in the county of Nassau, in the State of New York, and that a notice, a printed copy of which is hereunto annexed, has been published in said newspapers once in each week for

1 weeks, viz: November 13, 2019

LEGAL NOTICE
NOTICE OF ADOPTION
PLEASE TAKE NOTICE
that on October 30, 2019, the Town Board of the Town of North Hempstead duly adopted the Annual Budget for the Town of North Hempstead for the 2020 Fiscal Year.
PLEASE TAKE FURTHER NOTICE that the Budget, as adopted, is available for public inspection in the Office of the Town Clerk, 200 Plandome Road, Manhasset, New York from 9:00 A.M. until 4:45 P.M. - Monday through Friday.
Dated: Manhasset, New York
October 30, 2019
BY ORDER OF THE
BOARD OF THE TOWN OF
NORTH HEMPSTEAD
WAYNE H. WINK, JR.
TOWN CLERK
11-13-2019-1T-#209028-ROS

Linda Baccoli

Sworn to me this 13 day of
November-2019

Shari M. Egnasko

Notary Public
Shari M. Egnasko
Notary Public, State of New York
No. 01EG6119807
Qualified in Nassau County
Commission Expires Dec. 6, 2020

Affidavit of Publication

County of Nassau SS
State of New York,

Linda Baccoli, being duly sworn, deposes and says that she is the principal Clerk of the Publisher of
The GLEN COVE RECORD PILOT
a weekly newspaper published at Mineola in the county of Nassau, in the State of New York, and that a notice, a printed copy of which is hereunto annexed, has been published in said newspapers once in each week for

1 weeks, viz: November 13, 2019

Linda Baccoli

Sworn to me this 13 day of
November-2019

Shari M. Egnasko

Notary Public

Shari M. Egnasko
Notary Public, State of New York
No. 01EG6119807
Qualified in Nassau County
Commission Expires Dec. 6, 2020

LEGAL NOTICE
NOTICE OF ADOPTION
PLEASE TAKE NOTICE
that on October 30, 2019, the Town Board of the Town of North Hempstead duly adopted the Annual Budget for the 2020 Fiscal Year.
PLEASE TAKE FURTHER NOTICE that the Budget, as adopted, is available for public inspection in the Office of the Town Clerk, 200 Plandome Road, Manhasset, New York from 9:00 A.M. until 4:45 P.M. - Monday through Friday.
Dated: Manhasset, New York
October 30, 2019
BY ORDER OF THE BOARD OF THE TOWN OF NORTH HEMPSTEAD
WAYNE H. WINK, JR.
TOWN CLERK
11-13-2019-IT-#209027-RP

NOV 13 2019
11:13 AM
2019

Affidavit of Publication

County of Nassau SS
State of New York,

Linda Baccoli, being duly sworn, deposes and says that she is the principal Clerk of the Publisher of
The NEW HYDE PARK ILLUSTRATED NEWS
a weekly newspaper published at Mineola in the county of Nassau, in the State of New York, and that a notice, a printed copy of which is hereunto annexed, has been published in said newspapers once in each week for

1 weeks, viz: November 13, 2019

Linda Baccoli

Sworn to me this 13 day of
November-2019

Shari M. Egnasko

Notary Public
Shari M. Egnasko
Notary Public, State of New York
No. 01EG6119807
Qualified in Nassau County
Commission Expires Dec. 6, 2020

LEGAL NOTICE
NOTICE OF ADOPTION
PLEASE TAKE NOTICE
that on October 30, 2019, the Town Board of the Town of North Hempstead duly adopted the Annual Budget for the Town of North Hempstead for the 2020 Fiscal Year.
PLEASE TAKE FURTHER NOTICE that the Budget, as adopted, is available for public inspection in the Office of the Town Clerk, 200 Plandome Road, Manhasset, New York from 9:00 A.M. until 4:45 P.M. - Monday through Friday.
Dated: Manhasset, New York
October 30, 2019
BY ORDER OF THE
BOARD OF THE TOWN OF
NORTH HEMPSTEAD
WAYNE H. WINK, JR.
TOWN CLERK
11-13-2019-1T-
#209026-NHP

Affidavit of Publication

County of Nassau SS
State of New York,

Linda Baccoli, being duly sworn, deposes and says that she is the principal Clerk of the Publisher of
The THE WESTBURY TIMES
a weekly newspaper published at Mineola in the county of Nassau, in the State of New York, and that a notice, a printed copy of which is hereunto annexed, has been published in said newspapers once in each week for

1 weeks, viz: November 13, 2019

Linda Baccoli

Sworn to me this 13 day of
November-2019

Shari M. Egnasko

Notary Public
Shari M. Egnasko
Notary Public, State of New York
No. 01EG6119807
Qualified in Nassau County
Commission Expires Dec. 6, 2020

LEGAL NOTICE
NOTICE OF ADOPTION
PLEASE TAKE NOTICE
that on October 30, 2019, the Town Board of the Town of North Hempstead duly adopted the Annual Budget for the Town of North Hempstead for the 2020 Fiscal Year.
PLEASE TAKE FURTHER NOTICE that the Budget, as adopted, is available for public inspection in the Office of the Town Clerk, 200 Plandome Road, Manhasset, New York from 9:00 A.M. until 4:45 P.M. - Monday through Friday.
Dated: Manhasset, New York
October 30, 2019
BY ORDER OF THE BOARD OF THE TOWN OF NORTH HEMPSTEAD
WAYNE H. WINK, JR.
TOWN CLERK
11-13-2019-1T-
#209025-WBY

Affidavit of Publication

County of Nassau SS
State of New York,

Linda Baccoli, being duly sworn, deposes and says that she is the principal Clerk of the Publisher of
The MINEOLA AMERICAN
a weekly newspaper published at Mineola in the county of Nassau, in the State of New York, and that a notice, a printed copy of which is hereunto annexed, has been published in said newspapers once in each week for

1 weeks, viz: November 13, 2019

Linda Baccoli

Sworn to me this 13 day of
November-2019

Shari M. Egnasko

Notary Public

Shari M. Egnasko
Notary Public, State of New York
No. 01EG6119807
Qualified in Nassau County
Commission Expires Dec. 6, 2020

LEGAL NOTICE
NOTICE OF ADOPTION
PLEASE TAKE NOTICE
that on October 30, 2019, the Town Board of the Town of North Hempstead duly adopted the Annual Budget for the Town of North Hempstead for the 2020 Fiscal Year.
PLEASE TAKE FURTHER NOTICE that the Budget, as adopted, is available for public inspection in the Office of the Town Clerk, 200 Plandome Road, Manhasset, New York from 9:00 A.M. until 4:45 P.M. - Monday through Friday.
Dated: Manhasset, New York
October 30, 2019
BY ORDER OF THE BOARD OF THE TOWN OF NORTH HEMPSTEAD
WAYNE H. WINK, JR.
TOWN CLERK
11-13-2019-1T-#209024-MA

15 11

NEWSDAY AFFIDAVIT OF PUBLICATION

TOWN OF NORTH HEMP TOWN CLERK
200 PLANDOME ROAD
MANHASSET, NY 11030-2326

STATE OF NEW YORK)

Legal Notice No.

0021544017

:SS.:

COUNTY OF SUFFOLK)

Darryl Murphy of Newsday Media Group., Suffolk County, N.Y., being duly sworn, says that such person is, and at the time of publication of the annexed Notice was a duly authorized custodian of records of Newsday Media Group, the publisher of NEWSDAY, a newspaper published in the County of Suffolk, County of Nassau, County of Queens, and elsewhere in the State of New York and other places, and that the Notice of which the annexed is a true copy, was published in the following editions/counties of said newspaper on the following dates:

Monday


November 11, 2019

Nassau

SWORN to before me this
13 Day of November, 2019.



Jason A. Neknez
Notary Public – State of New York
No. 01NE6219108
Qualified in Suffolk County
My Commission Expires 03/22/2022



NEWSDAY AFFIDAVIT OF PUBLICATION

TOWN OF NORTH HEMP TOWN CLERK
200 PLANDOME ROAD
MANHASSET, NY 11030-2326

STATE OF NEW YORK)

Legal Notice No.

0021544013

:SS.:

COUNTY OF SUFFOLK)

Darryl Murphy of Newsday Media Group., Suffolk County, N.Y., being duly sworn, says that such person is, and at the time of publication of the annexed Notice was a duly authorized custodian of records of Newsday Media Group, the publisher of NEWSDAY, a newspaper published in the County of Suffolk, County of Nassau, County of Queens, and elsewhere in the State of New York and other places, and that the Notice of which the annexed is a true copy, was published in the following editions/counties of said newspaper on the following dates:

Monday

November 11, 2019

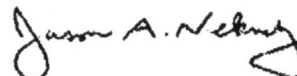
Nassau

SWORN to before me this

13 Day of November, 2019.



Jason A. Neknez
Notary Public – State of New York
No. 01NE6219108
Qualified in Suffolk County
My Commission Expires 03/22/2022





TOWN OF NORTH HEMPSTEAD

JUDI BOSWORTH, SUPERVISOR

www.northhempsteadny.gov



**2020
ANNUAL BUDGET
ADOPTED BUDGET FOR FY 2020
October 30, 2019**

TOWN OF NORTH HEMPSTEAD

List of Commissioners, Department Heads & Senior Staff

Judi Bosworth – Supervisor
Jeanine Dillon – Chief of Staff
Tania Orenstein – Comptroller
Hilary Grossman – Chief Deputy Comptroller
Alan Goldman – Deputy Commissioner of Finance
Sherri Marx-Eisenstadt – Deputy Comptroller
Diana Long – Accounting Manager
Steven Pollack – Director of Governmental Research

Leonard Kapsalis – Town Attorney
Carole Trottere – Director of Communications
Shawn Brown – Commissioner of Public Safety
Kimberly Corcoran-Galante – Commissioner of Community Services
& the Department of Services for the Aging (DOSA)
Paul DiMaria – Commissioner of Public Works
Kevin Cronin – Acting Superintendent of Highways
Daniel Guillermo – Commissioner of IT & Telecommunications
Peter Hoda – Commissioner of Administrative Services
Robert Lange – Commissioner of the Solid Waste Management Authority
Michael Levine – Commissioner of Planning
Vincent Malizia – Commissioner of 311
John Niewender – Building Department Commissioner
Arnyce Foster-Hernandez – Commissioner of Parks and Recreation
Bob Weitzner – Commissioner of Human Resources



TOWN OF NORTH HEMPSTEAD

2020 ANNUAL ADOPTED BUDGET TABLE OF CONTENTS

<u>Description</u>	<u>Tab</u>
Introduction	1
General Fund Budget	2
Town Outside Village Budget	3
Town Operated Special Districts Budgets	4
Commissioner Operated Special Districts Budgets	5
Schedule of 2020 Long Term Debt Payments	6
Schedule of Real Estate Tax Exempt Properties	7

Town Board
VIVIANA L. RUSSELL
PETER J. ZUCKERMAN
ANGELO P. FERRARA
VERONICA LURVEY
LEE R. SEEMAN
DINA M. DE GIORGIO

TOWN OF NORTH HEMPSTEAD OFFICE OF THE SUPERVISOR



TOWN HALL
220 PLANDOME ROAD
MANHASSET, NY 11030
(516) 869-6311
FAX (516) 627-4204



Supervisor
JUDI BOSWORTH

Town Clerk
WAYNE H. WINK, JR.

Receiver of Taxes
CHARLES BERMAN

October 30, 2019

Dear Town Board Members and Residents of North Hempstead,

I am pleased to once again submit the Town's Adopted Budget for a vote, October 30, 2019, prior to Election Day. This is the sixth consecutive year that my administration has done so, keeping my commitment to an open and transparent government and allowing you, the taxpayers, to see where your tax dollars are going before you vote.

This Adopted Budget stays under the New York State tax cap. My administration continues to work to find ways to deliver all important services while staying under the tax cap spending limit.


Moody's Investors Service (Moody's) affirmed our Town's financial rating of Aaa on September 12, 2019. This rating is the highest in the Town's recent history and the highest a municipality can obtain. In its credit opinion, Moody's acknowledged the "Town's conservative fiscal management practices" and noted that "management actively monitors budget performance across funds throughout the year to ensure balanced operations and makes changes to expenditures as needed." I am proud that my administration has earned the "triple A" rating five times now from Moody's.

Under this budget, our Parks and Recreation Department will continue to provide exceptional concerts, multicultural events and myriad of recreational opportunities. Our Highway Department will provide snow removal, tree trimming, tree planting, street sweeping and sidewalk repair at current levels, with no cuts to these important "quality of life" services and attention to safety. Cultural and social event programming provided by our Department of Community Services will continue and our Department of Services for the Aging (DOSA) and our Project Independence Program will continue to be national role models for the services they provide to our senior citizens.

This budget also reflects my stated commitment to pursue environmental initiatives and to secure funding for infrastructure needs. My team will shortly be updating the Town's five-year capital plan which seeks to preserve the Town's resources, both natural, like our waterways and our wetlands, and man-made, like our roads and park structures. Our Department of Public Works (DPW), Planning, and Highways staff will continue to support all these projects.

The preparation of this budget was accomplished by the dedicated efforts of the Comptroller's Department, my senior staff and our commissioners. I thank them all for their efforts, as we continue to move our Town into a bright future.

Warm Regards,

A handwritten signature in cursive script that reads "Judi Bosworth".

Judi Bosworth
North Hempstead Supervisor

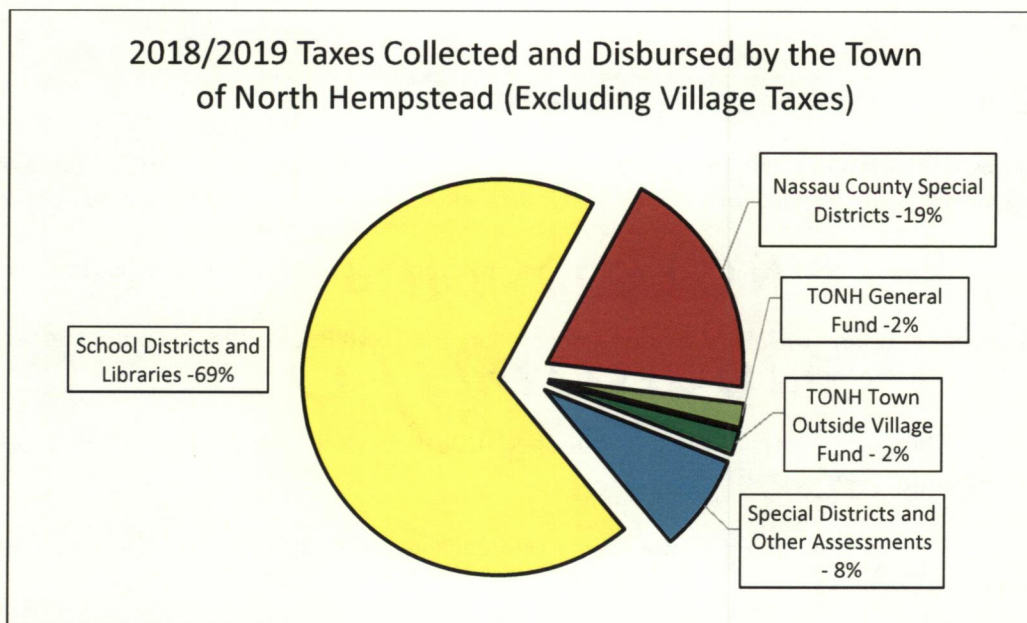


The Governmental Funds of the Town of North Hempstead

North Hempstead is governed by its Town Board, comprised of the Supervisor and six Town Councilmembers. Town functions are also administered by the elected Town Clerk and elected Receiver of Taxes.

From a fiscal standpoint, the activities of the Town are organized, recorded, and reported on the basis of funds, each of which is considered a separate accounting entity. Each fund is a stand-alone, self-balancing unit. The Town funds are combined for the purposes of calculating the State's tax cap.

Below is a pie chart detailing the amount of real property tax revenues collected from Town residents going to Town of North Hempstead operations versus the operations of schools & libraries, Nassau County, and Special Districts.



General Fund

The General Fund is the Town's principal operating fund. The revenues and expenses for departments whose operations service all Town residents, both within the Incorporated Villages and the unincorporated areas, are recorded in the General Fund. For example, all Town residents may use Town park facilities, call 311 for information, or participate in events sponsored by the Department of Community Services. Therefore, those are among the departments located in the General Fund. Accordingly, the property tax base for this fund is all residents and businesses within the Town.

The pie chart at the beginning of Tab 2 shows the distribution of expenditures amongst the departments within the General Fund.

The Town Outside Village Fund (TOV)

The Town Outside Village Fund was created from the merger of the Part-Town and Highway Funds by an act of the New York State Legislature in 2006. The TOV fund serves residents who live or own property outside the borders of incorporated villages. This Fund covers road maintenance, snow plowing, code enforcement, building safety and inspection and community planning.

The pie chart at the beginning of Tab 3 shows the distribution of expenditures among the departments within the TOV Fund.

Town-Operated and Commissioner-Operated Special Districts

There are 46 special districts in North Hempstead, overseeing such services as fire protection, garbage disposal, street lighting, parks, public parking lots, sidewalks, water and sewers, libraries, and business improvement.

These districts provide services to and are supported only by property owners within the district.

There are 20 Town-operated special districts administered by the Town Board; and 26 Commissioner-operated districts, which have independently elected governing boards.

Tab 4 contains the budgets of the Town-Operated Special Districts while Tab 5 contains the budgets of the Commissioner-Operated Special Districts.

The Town's tax cap is calculated based on the Town's General and TOV budgets and the Town-operated special district budgets.

Town Departments: General Fund

Administrative Services

The Department of Administrative Services maintains most Town facilities, performing a wide range of functions from painting to full-scale renovations as well as landscaping, parking lot governance and snow removal for the Town Hall, Annex, Animal Shelter and the Roslyn Community Center. The Department also encompasses Central Printing and Mailing for all Town departments, from tax bills to special event flyers.

Community Services

The Community Services Department is the "Helping Hands" of the Town of North Hempstead. The Department's mission is to offer programs to improve the quality of life for each of our residents. The Department offers popular events such as FunDay Mondays for seniors, a yearly Veterans Breakfast, Asian American Festival, and BeachFeast. The Department has also expanded the transportation program offered by Project Independence for the elderly to include people with disabilities--the result of a suggestion by the Town's Disability Advisory Committee. Rides are provided on request to residents with disabilities for food shopping, and discounted rides are offered for doctor appointments. 2018 brought medical relief to the veterans of the Town of North Hempstead. Rather than have to travel for hours to visit the VH hospital in Northport, the Northport VA Medical Center mobile unit comes to them. Medical care is offered three times a week at Clinton G Martin Park.

Department of Services for the Aging (DOSA)

DOSA provides programs tailored to meet the needs of North Hempstead's aging residents who want to stay in our communities and in their own homes as they mature. DOSA's core program is Project Independence (PI), the Town's aging-in-place initiative. Almost one quarter of the Town's 230,000 residents are age 60 or over. DOSA provides services including screenings for chronic conditions like high blood pressure and diabetes, health education seminars, support groups for caregivers and others, assistance accessing benefits, case management, social/recreational activities, volunteer opportunities and referrals to other sources of support. Project Independence also offers rides for members for food shopping and medical appointments.

Comptroller

The Comptroller's Office (the Comptroller) is responsible for the overall financial management of the Town and its component special districts. The Comptroller accounts for all operating expenses, debt service and distribution of taxes and other revenues. Additionally, the Comptroller manages the Town's cash, supervises preparation of the payroll for all Town employees, and compiles the Town's Comprehensive Annual Financial Report (CAFR) and the Town Board's annual operating budget. The Comptroller also manages the financing of the Town's and special districts' capital projects and performs financial and debt management services for the Commissioner operated special districts. The Town has been recognized by the Government Finance Officers Association with an award for its CAFR for each Fiscal year from 2010 to 2017.

Department of Human Resources

The goal of the Human Resources Department (HR) is to ensure positive employee relations, job satisfaction, and a safe workplace for all employees. HR administers employee benefits and processes hiring, retirement, termination, promotions, and all other employment changes. The Department maintains accurate and confidential personnel records, and manages the Town's time and leave system. The Department also trains employees in compliance with labor and anti-discrimination laws and ensures that the Town complies with State civil service laws.

Department of Information Technology (DoITT)

The Department of Information Technology and Telecommunications (DoITT) provides a secure, reliable voice and data technology environment. DoITT provides innovative, tactical, and strategic input on business systems by identifying, researching, recommending, and implementing new or improved technologies and processes for current and future business and operational needs. DoITT also provides a unified set of shared services to a broad range of Town entities, ultimately improving services for Town employees and constituents.

311 Call Center

The 311 Call Center is a centralized unit that answers inquiries from Town of North Hempstead constituents. The 311 Service Representatives are able to answer many queries from the public directly without transferring the call. With "One-Call-To-Town-Hall," callers avoid having their calls transferred from department to department in order to get information or assistance. If the call representative cannot answer the question, they are able to transfer the caller to the correct individual, in the correct Town department which can provide the answer. The 311 Call Center also provides up to the minute information on Town special events, takes requests for assistance for seniors in connection with Project Independence and provides information during blizzards and hurricanes.

The system also provides an ability to measure how well services are delivered. Requests for service are entered into a work-order format and sent to the appropriate department for review and immediate processing. Those work-orders are tracked to ensure that requests are completed in a timely manner and that the constituent is satisfied.

Through the beginning of September of 2019 North Hempstead 311 has answered more than 2,028,650 constituent calls.

Parks and Recreation

The Town has 52 active and passive parks administered by the Department of Park and Recreation (the Parks Department). The Parks Department's mission is to meet the leisure-time and health and fitness needs of the residents of North Hempstead while maintaining high quality facilities. The Parks and Recreation system includes 12 baseball fields, 20 basketball courts, 2 artificial-turf multi-purpose fields, 12 playgrounds, 37 tennis courts, and 2 boat ramps.

Among the Town's best known facilities are North Hempstead Beach Park (home to a multitude of concerts and festivals during the year), Manorhaven Park (which includes an outdoor pool, tennis courts, and a skate park), Clark Botanic Garden, Michael J. Tully Park (home to the Town's indoor pool, a fully-lighted and field-turfed

outdoor athletic stadium, and ball fields), the “Yes We Can” Community Center (home to two regulation-size indoor basketball courts, a dance studio, a gym and community rooms, as well as serves as the Long Island Nets practice facility) and the Harbor Links complex, with both a 18- hole championship and a 9-hole executive golf course, a driving range, miniature golf, a pro shop, athletic fields and a full service banquet hall and restaurant. In 2017 the Town opened its newest park, Alvan O. Petrus Park in Port Washington. In 2016 a new greenhouse was constructed at Clark Botanic Gardens, increasing the Town’s horticultural capabilities.

The Parks budget also now includes the Town’s security division, as most security activities involve the parks facilities. This portion of the budget was moved out of Public Safety in 2016.

The Parks budget includes high levels of seasonal and part time employment, reflecting the fact that the summer months are the peak times for Parks activities.

Public Safety

The Department of Public Safety consists of Code Enforcement, Parking Enforcement, the Animal Shelter, Harbor Patrol, and the Port Washington Public Parking District. Code Enforcement enforces Town laws, ordinances and regulations in the Town's unincorporated areas. These laws generally are aimed at keeping the Town's residential and commercial areas clean and safe. Inspectors respond to 311 calls about apparent violations in addition to coordinating with other Town Departments to identify code violations. Violations are prosecuted in Nassau County District Court by the Town Attorney.

Parking Enforcement enforces the Town's Uniform Traffic Code, which restricts parking on streets and in certain shopping centers in the Town's unincorporated areas. Town parking tickets are adjudicated and collected by the Nassau County Traffic and Parking Violations Agency.

The Animal Shelter is responsible for the Town's dog shelter, enforcing local and State animal protection, control and licensing laws, and administering Town dog control services. Dogs are available for adoption from the Animal Shelter and the Shelter works closely with volunteers to support its mission. Each year the Town’s Animal Shelter co-sponsors with the not-for-profit The Shelter Connection to offer free microchips to dogs and cats of Town residents through the “Pet Microchip Clinic.” Additionally, the Animal Shelter, in conjunction with the Nassau County Department of Health, offered a free rabies clinic to residents.

Harbor Patrol and our Bay Constables provide enforcement of the Town Code on the waterways, assists boaters in emergencies, and promotes boater safety.

The Division of Emergency Management works with the various Town departments as well as Federal, State, and County emergency management officials. This division coordinates the Town’s response to hurricanes, nor’easters, other severe weather conditions, and non-weather related catastrophes (including terrorist attacks). To guide its activities, the Division has prepared the Town’s emergency management plan.

The Department of Public Safety also staffs the Port Washington Parking District, which is a Town-run special district. The district has updated its parking tools. In 2016, the Town launched an online parking permit and voucher system. The District maintains 12 surface lots, 544 on-street meters, and 6 multi-space meters which are designated for commuters, shoppers, and merchants.

Public Works

The Department of Public Works (DPW) is responsible for most Town capital projects. The Administration Division coordinates and oversees the planning and development of Town capital projects, including the management of outside engineers, contractors, and consultants.

The Engineering Division is responsible for the design and construction of Town road and drainage improvement projects, buildings, parks and beaches, and any other public work improvements undertaken within the Town. This office also provides engineering advice to the Town Board and other Town departments. This division also implements compliance with the New York State Department of Environmental Conservation (NYSDEC) SPDES General Permit for storm water discharge from MS4.

The Highway Division is under the Department of Public Works, but is budgeted separately.

Receiver of Taxes

The Receiver of Taxes oversees the billing, collection, investment, and distribution of taxes for the Town and the 46 Town and Commissioner-operated Special Districts located within it, Nassau County and County Special Districts, and 13 School Districts. The office bills over 73,500 parcels totaling nearly \$1.25 billion in taxes annually.

The Receiver is responsible for investing the tax funds in interest-bearing accounts in accordance with the New York State Municipal Code and the Town's Investment Policy. The Receiver's Office produces additional revenues for the Town through the collection of penalty monies and insufficient funds/returned check fees.

The Receiver's Office interacts with residents and property owners through the 311 Call Center and visits to the Receiver's Office, assisting constituents with general tax, payments, and customer service inquiries. Additionally, residents are provided with a comprehensive online information hub for all tax-related questions including an online bill pay option. During the collection periods, the Receiver's Office provides satellite collection sites throughout the Town and extended office hours.

Supervisor's Office

The Supervisor is the Chief Administrative and Financial Officer of the Town, and also serves as a voting member of the Town Board. As the head of the administrative branch of Town government, the Supervisor is responsible for the day-to-day operations of the Town, implementing, executing and enforcing all legislative actions of the Town Board, and the preparation, evaluation and recommendation of reports, information and material for Town Board action.

The Supervisor's Office also includes Public Information, Intermunicipal Coordination, Constituent Services, Legislative Affairs, Finance, and Procurement.

Town Attorney

The office of the Town Attorney provides legal representation, counsel and advice to the Town Board, Supervisor, operating departments, and Town Agencies. Deputy Town Attorneys handle trials and appeals in lawsuits brought by and against the Town; Town Code enforcement; negotiation and drafting of contracts, inter-municipal agreements, licenses, franchises and other legal documents to which the Town is a party; labor relations and employment matters; advice as to the legal implications of contemplated policy, actions and

administrative decisions; drafting of ordinances and local laws; Freedom of Information Law requests and appeals; and preparation of Town Board meeting agendas and drafting of Town Board resolutions.

The Town Attorney's Office handles all real estate transactions on behalf of the Town, preparing deeds, examining titles and conducting closings. It collects debts owed to the Town. The Office also prosecutes zoning and property maintenance violations of the Town Code.

The Office acts as counsel to the Board of Zoning and Appeals and various other Town boards and Commissions including the Solid Waste Management Authority, the Historic Landmark Preservation Committee and the Community Development Agency.

Town Board

The Town Board is the policy-making and governing body of the Town and consists of the Town Supervisor and six Town Board Members, elected from individual districts by Town of North Hempstead residents. The Town Board's mission is to provide effective leadership, set policy in order to deliver effective and efficient public services and oversee the financial health of the Town.

The Town has a significant focus on transparency in government and has made many changes to the way the Town Board meetings and agendas are presented, in order to make information easily available to residents. Specifically:

- Town board meetings are now broadcast live through the Town's website
- Before Town Board meetings, agendas, and proposed laws, resolutions or ordinances are posted on the Town's website
- After Town Board meetings, transcripts of the meeting are posted

Town Clerk

The Town Clerk is the Records Management Officer of the Town. The Clerk is responsible for active files, disposition of inactive records and protection of the archives. As Secretary to the Town Board, the Clerk is responsible for preparing and maintaining the minutes of Town Board meetings.

The Town Clerk issues State licenses such as marriage, hunting, fishing, going out of business sale, games of chance, dog, bingo and raffle licenses. The Clerk issues Town licenses including taxi, towing, peddlers and solid waste collection.

Additionally, the Town Clerk is a designated Marriage Officer, and as Registrar of Vital Statistics, issues and maintains birth and death certificates and records in the Town.

Town Departments: TOV Fund

Building Department

The Building Department is responsible for the administration of the New York State and Town of North Hempstead Building Codes as they relate to property, buildings and construction within the unincorporated areas of the Town of North Hempstead.

The Building Department is comprised of an Inspection Section and an Enforcement Section. The Inspection Section is responsible for the intake of applications and the issuance of Building, Plumbing and Rental permits, as well as Public Assembly licenses. Members of the Inspection Section follow up on permits that have been issued and conduct safety inspections at job sites to ensure permitted work is being performed in compliance with the applicable State and Town Codes. Members of the Enforcement Section are trained to identify and investigate a variety of construction and illegal housing violations. Through a comprehensive inspection and investigation process, Town inspectors not only identify and bring violations into compliance, they help to ensure the safety of residents. Upon the successful completion of the inspection process and final review of the file, applicants are issued various certificates and licenses documenting that the permitted work has been done in compliance with State and Town codes.

Planning and Environmental Protection

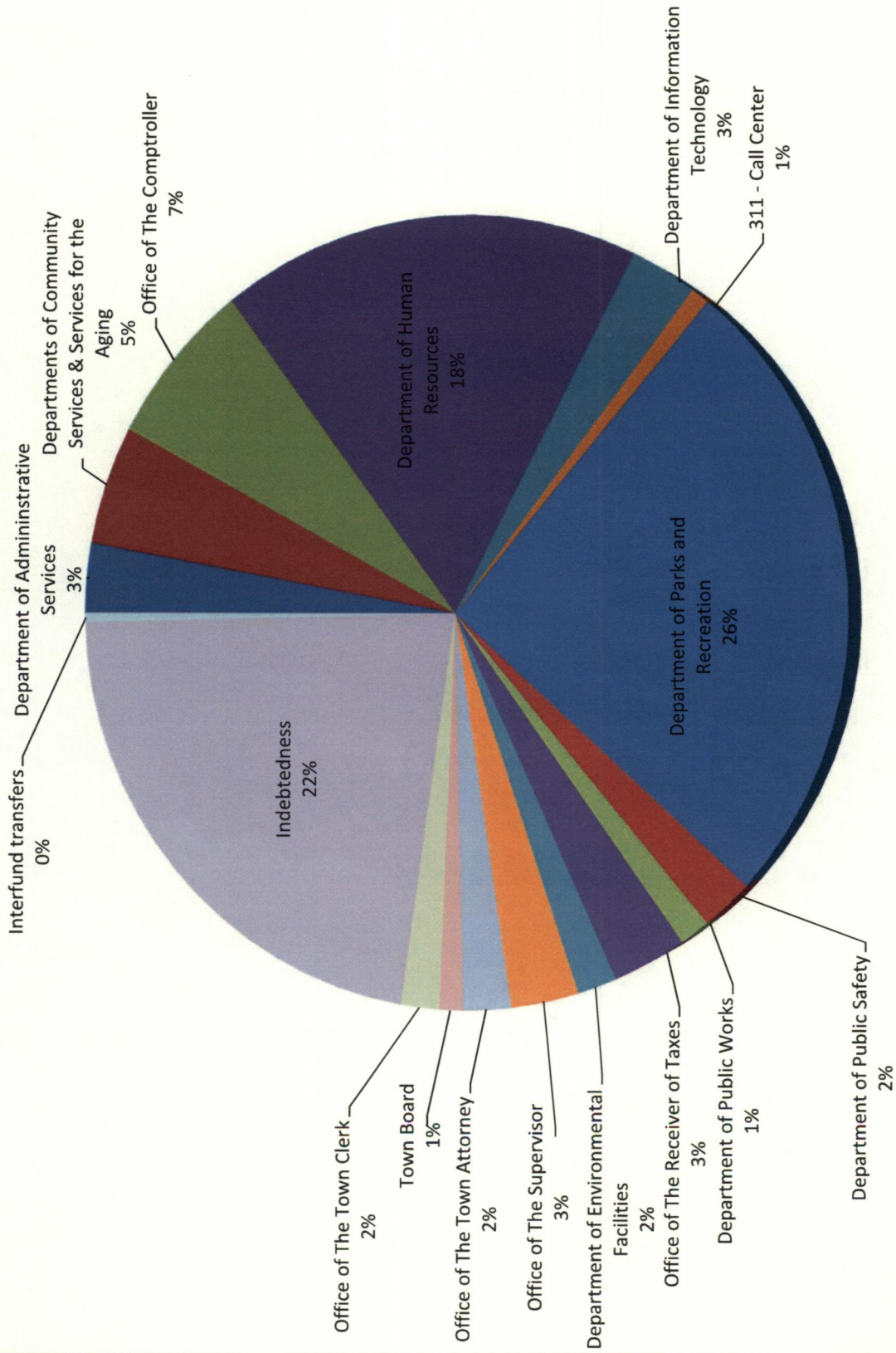
The Planning Department is primarily responsible for land use regulation, historic landmarks preservation, environmental impact review and public transportation issues. In addition to performing technical reviews of all major commercial, multi-family and institutional development proposals, the Department participates in the implementation of transportation, environmental and other capital projects, as well as any real estate transactions involving Town-owned land. The Department oversees the operations of the Historic Landmarks Preservation Commission, the Ecological Commission, and represents the Town on the Manhasset Bay and Hempstead Harbor Protection Committees. The Department also oversees Environmental Facilities and the Business Tourism Development Corporation. A separate division within the Department reviews all applications to the Board of Zoning Appeals.

Highway

The Highway Division is responsible for the maintenance and repair of more than 280 miles of Town roadways, including pavement and drainage maintenance, street sweeping, pothole repair, street sign installation and maintenance, tree removal and maintenance, snow removal, ice and flood control. The Highway Superintendent issues road opening permits for homeowners and/or contractors planning to perform work within the Town's right-of-way. The Town roadways are located in the unincorporated areas outside Villages.

2020 Adopted General Fund Budget Operating Expenses

(for expense amounts, see page 3 & 4)



TOWN OF NORTH HEMPSTEAD				
GENERAL FUND	Adopted Budget	Adopted Budget	Actual	Actual
	2020	2019	2018	2017

SUMMARY & TAX LEVY

Total Budgeted/Actual Expenses	69,478,524	68,669,022	65,628,149	67,712,646
Total Budgeted/Actual Revenues	44,192,396	43,698,605	42,528,988	43,335,829
Amount Raised by Taxation (Budgeted/Actual)	25,286,128	24,976,417	24,448,964	24,100,681
Fund Balance - Beginning			14,336,685	14,318,310
Appropriated Fund Balance - LIPA PILOTS*				622,100
Prior Period Adjustment				
Fund Balance - Ending			15,868,824	14,336,685
Total Budgeted Revenues & Taxation	<u>69,478,524</u>	<u>68,675,019</u>		

TAX LEVY

CLASS I-RESIDENTIAL PROPERTIES

Rate Determining				
Taxable Valuation	84,966,952	87,445,180	89,473,157	91,263,155
Tax Rate Per 100	23.010	21.844	20.701	20.095
Tax Levy	<u>19,550,878</u>	<u>19,101,234</u>	<u>18,521,405</u>	<u>18,339,669</u>

CLASS II-RESIDENTIAL PROPERTIES

Rate Determining				
Taxable Valuation	8,313,627	8,643,003	8,419,278	8,865,651
Tax Rate Per 100	12.187	12.053	11.773	11.220
Tax Levy	<u>1,013,165</u>	<u>1,041,769</u>	<u>991,229</u>	<u>994,703</u>

CLASS III-UTILITY PROPERTIES

Rate Determining				
Taxable Valuation	3,910,145	3,707,678	3,483,284	3,574,779
Tax Rate Per 100	16.284	16.402	17.587	18.479
Tax Levy	<u>636,733</u>	<u>608,121</u>	<u>612,610</u>	<u>660,585</u>

CLASS IV-ALL OTHER PROPERTIES

Rate Determining				
Taxable Valuation	35,855,239	37,146,239	34,614,735	35,828,683
Tax Rate Per 100	11.394	11.375	12.491	11.459
Tax Levy	<u>4,085,353</u>	<u>4,225,293</u>	<u>4,323,719</u>	<u>4,105,725</u>

Total Taxable Valuation	<u>133,045,963</u>	<u>136,942,100</u>	<u>135,990,454</u>	<u>139,532,268</u>
Total Levy	<u>25,286,128</u>	<u>24,976,417</u>	<u>24,448,964</u>	<u>24,100,681</u>

TOWN OF NORTH HEMPSTEAD				
GENERAL FUND	Adopted Budget	Adopted Budget	Actual	Actual
	2020	2019	2018	2017

Page # Budget Summary
Expense Total By Department

Department of Administrative Services					
7	Administration	257,492	253,459	242,608	239,682
7	Town Hall I	394,637	393,955	346,987	415,833
8	Town Hall II	516,008	505,724	490,144	458,138
8	Locust Lane	23,507	19,407	15,737	10,939
9	Marino Avenue	89,068	86,638	59,990	90,244
9	Town Hall II Extension	22,400	18,650	18,815	10,891
9	Great Neck Arts Center	44,400	45,750	44,683	52,957
10	Roslyn Community Center	74,980	69,980	66,968	69,573
10	Various Community Centers	71,304	68,441	59,593	-
11	Printing & Reproduction	517,734	513,091	466,650	455,166
		<u>2,011,529</u>	<u>1,975,095</u>	<u>1,812,176</u>	<u>1,803,423</u>
Departments of Community Services & Services for the Aging					
12	Administration	278,725	270,037	219,104	326,306
12	Prog for the Aging	3,000	4,500	5,250	3,000
12	Human Res & Youth Pro	792,772	794,796	728,024	770,195
13	Division-Services for the Aging	2,382,476	2,332,837	2,144,622	2,246,336
		<u>3,456,973</u>	<u>3,402,170</u>	<u>3,097,001</u>	<u>3,345,838</u>
Office of The Comptroller					
14	Comptroller	1,464,946	1,446,537	1,272,843	1,344,411
14	Grants / Town Stat	87,591	85,859	706	3,175
14	Internal Audit	60,000	60,000	17,605	22,798
14	Fund-wide Financial Services	3,174,315	2,890,638	3,151,954	3,966,681
		<u>4,786,852</u>	<u>4,483,034</u>	<u>4,443,109</u>	<u>5,337,064</u>
Department of Human Resources					
15	Admin and Benefits	491,538	452,547	379,726	437,876
15	Fund-wide Benefits and Payroll Related	11,869,438	11,996,458	11,171,013	10,782,690
		<u>12,360,976</u>	<u>12,449,005</u>	<u>11,550,738</u>	<u>11,220,566</u>
16	Department of Information Technology	1,941,270	1,861,441	1,663,606	1,578,186
16	311 - Call Center	541,719	542,368	519,367	524,114
Department of Parks and Recreation					
17	Administration	1,206,517	1,335,976	1,111,777	1,219,844
17	Clark Mem Bot Garden	454,175	393,660	403,592	344,347
18	Satellite Parks & Care Program	1,619,798	1,534,154	1,524,618	1,493,373
18	Parks Trades Crew	476,802	375,339	348,758	479,795
18	Parks Vehicle Repair Facility	164,977	200,670	217,884	765
19	Community Center	-	-	657	6,433
19	Yes We Can Community Center	1,317,163	1,212,765	1,089,698	1,083,691
20	Tully Park	2,453,459	2,339,027	2,298,847	2,115,682
20	Manorhaven Park	1,140,187	1,118,518	1,142,358	1,228,651
21	North Hempstead Beach Park	1,058,935	1,059,426	1,111,463	989,048
21	Town Dock & Harbor Patrol	18,580	16,580	13,858	34,155
22	Whitney Pond Pk / Man Valley Pk	651,663	556,729	637,581	687,664
22	Parks Security	907,912	867,420	889,924	920,891
23-24	Total Harbor Links Golf Course	6,266,190	6,407,655	5,862,816	5,811,321
		<u>17,736,358</u>	<u>17,417,919</u>	<u>16,653,832</u>	<u>16,415,659</u>

TOWN OF NORTH HEMPSTEAD				
GENERAL FUND	Adopted Budget	Adopted Budget	Actual	Actual
	2020	2019	2018	2017

Page # Budget Summary
Expense Total By Department (continued)

	Department of Public Safety				
25	Administration	251,914	246,389	242,488	144,454
25	Animal Shelter	714,617	657,233	673,516	609,704
25	Town Docks	23,000	23,000	21,690	-
26	Security/Harbor Patrol	363,991	362,830	365,650	360,168
26	Emergency Management Services	140,776	127,544	126,678	140,397
		<u>1,494,298</u>	<u>1,416,996</u>	<u>1,430,021</u>	<u>1,254,723</u>
	Department of Public Works				
27	Administration	530,010	538,183	547,186	519,018
27	Engineering	338,744	332,753	325,862	269,766
		<u>868,754</u>	<u>870,936</u>	<u>873,048</u>	<u>788,784</u>
28	Office of The Receiver of Taxes	2,147,751	2,154,287	2,276,591	2,037,363
28	Department of Environmental Facilities	1,127,567	1,231,567	958,517	1,119,933
	Office of The Supervisor				
29	Supervisor	793,519	796,314	802,249	774,278
29	Finance	219,776	231,720	228,301	490,755
29	Purchasing	272,878	209,843	183,279	9,815
29	Public Information	679,863	632,968	632,987	645,734
		<u>1,966,036</u>	<u>1,870,845</u>	<u>1,846,816</u>	<u>1,920,581</u>
31	Office of The Town Attorney	1,393,403	1,382,720	1,473,666	1,336,867
31	Town Board	696,620	679,892	660,293	627,885
	Office of The Town Clerk				
32	Town Clerk	726,719	721,085	722,010	717,169
32	Town Board Meetings	147,121	146,285	121,677	107,757
33	Records Management Officer	243,731	247,145	163,893	167,281
		<u>1,117,571</u>	<u>1,114,515</u>	<u>1,007,580</u>	<u>992,207</u>
	Indebtedness				
34	Bond Anticipation Notes (BANS)	890,495	725,736	678,722	1,024,750
34	Serial Bonds	14,690,352	14,715,496	14,621,088	14,931,752
		<u>15,580,847</u>	<u>15,441,232</u>	<u>15,299,810</u>	<u>15,956,502</u>
34	Interfund transfers	250,000	375,000	37,662	1,447,966
	Total General Fund Expenses	<u>69,478,524</u>	<u>68,669,022</u>	<u>65,603,834</u>	<u>67,707,662</u>

TOWN OF NORTH HEMPSTEAD				
GENERAL FUND	Adopted Budget	Adopted Budget	Actual	Actual
	2020	2019	2018	2017

Revenues

1081	PAYMENT IN LIEU OF TAXES	348,501	291,366	291,800	288,188
1081.001	PAYMENT IN LIEU OF TAXES LIPA	706,921	730,770	730,771	672,005
1090	PROPERTY TAX-INTEREST &PENALTIES	1,200,000	1,136,398	1,096,604	1,136,398
1091	RETURNED CHECK CHARGE-PROP TAX	8,400	8,000	13,800	8,120
1120	LOCAL AID REVENUE	12,150,000	12,193,000	11,964,837	11,549,683
1170	FRANCHISE LICENSES	2,200,000	2,200,000	2,246,682	2,273,190
1240	EMERGENCY TENANT FEES	7,000	7,000	7,020	7,440
1255	TOWN CLERK FEES	45,000	45,000	61,684	56,306
1289	OTHER GENERAL GOVT INCOME	10,400	12,800	8,747	8,887
1520.001	PARKING ENFORCEMENT ACCESSIBLE PKG	-	1,000	-	1,755
1550	ANIMAL CONTROL FEES	10,000	10,000	13,110	10,435
1589	OTHER PUBLIC SAFETY DEPARTMENTAL	40,000	50,000	39,345	38,570
2001	PARKS AND RECREATION	2,400,000	2,400,000	2,395,442	2,417,167
2010	TOWN DOCK	35,000	45,000	27,398	41,990
2012	CONCESSION FEES	8,160	11,000	8,211	13,357
2025	SPECIAL REC FACILITY CHARGES	6,435,000	3,995,000	1,760,724	2,323,408
2025.001	SPECIAL FACILITY - GOLF GOLF LESSONS	-	2,200,000	426,132	473,298
2025.000	SPECIAL FACILITY - GOLF HARBOR LINKS	-	360,000	3,518,997	3,579,303
2089	OTHER CULTURE & REC	22,500	25,000	17,850	21,710
2401	INTEREST EARNED	180,000	200,000	207,328	232,586
2410	RENTAL OF REAL PROPERTY	147,326	150,000	163,609	158,166
2530	GAMES OF CHANCE LICENSES	200	300	190	210
2540	BINGO LICENSES AND FEES	500	1,000	338	113
2544	DOG LICENSE FUND APPORTIONMENT	25,000	30,000	21,708	23,102
2545	LICENSE FEES	50,000	50,000	42,705	46,560
2590	TOWN PERMITS	210,000	200,000	227,980	289,076
2610	COURT FINES	30,000	30,000	30,000	30,000
2660	SALE OF REAL PROPERTY	-	-	821,200	75,000
2665	SALE OF EQUIPMENT	-	15,000	15,219	6,510
2680	RECOVERY OF DAMAGE TO TOWN PRPTY	-	-	126,533	8,246
2700	REIMB OF MEDICARE PART D EXPENSE	10,000	25,000	(905)	9,030
2701	REFUND OF PRIOR YEAR EXPENDITURE	10,000	-	(24,060)	29,256
2705	GIFTS & DONATIONS	60,000	50,000	31,870	52,166
2770	OTHER UNCLASSIFIED REVENUE	5,000	30,496	(4,718)	117,247
2801	INTERFUND REVENUES	2,500	-	57,102	-
2801.001	INTERFUND REVENUES DEBT MANAGEMENT	-	492,995	340,417	258,299
2801.003	INTERFUND REVENUES ADMIN CHARGE	6,761,729	4,147,955	4,253,913	4,369,466
2801.004	INTERFUND REVENUES TOWN ATTORNEY	-	647,890	608,373	672,748
2801.011	INTERFUND REVENUES PARKS	-	64,076	95,265	76,249
2801.013	INTERFUND REVENUES PUBLIC SAFETY	-	95,297	114,430	195,075
2801.030	INTERFUND REVENUES Admin Svcs	-	572,052	527,609	513,076
2801.040	INTERFUND REVENUES DPW - GF	-	617,182	419,698	300,184
2801.080	INTERFUND REVENUES SWMA	-	147,890	163,304	222,118
	<i>Subtotal</i>	33,119,136	33,288,467	32,868,261	32,605,693

TOWN OF NORTH HEMPSTEAD				
GENERAL FUND	Adopted Budget	Adopted Budget	Actual	Actual
	2020	2019	2018	2017

Revenues (continued)

3005	MORTGAGE TAX	7,700,000	8,100,000	7,819,351	9,184,447
3011	PER CAPITA	1,023,565	1,023,567	1,023,565	1,023,565
3820	YOUTH PROGRAMS	49,286	77,406	49,286	49,286
3821	RECREATIONAL CARE PROGRAM	29,526	25,000	29,113	37,023
3910	STATE AID -ENVIRONMENTAL CONSERV	35,000	170,090	1,630	40,442
3989	State Aid - Other Home & Com Svc	-	7,500	-	76,525
4089	FEDERAL AID	-	-	36,385	-
4773	FED AID-PGMS FOR THE AGING	333,000	400,000	256,480	204,262
4889	Fed Aid-Culture & Recreation	-	-	10,500	10,000
4960	FEDERAL AID, EMERGENCY DISASTER ASSIS	-	-	240,458	(166,153)
5031.001	INTERFUND TRANSFER TORT RESERVE	10,000	10,000	10,000	10,000
5031.002	INTERFUND TRANSFER WORKERS' COMP RE	25,000	25,000	25,000	25,000
5031.007	INTERFUND TRANSFER DEBT SVC PREMUIM-	534,589	511,575	98,958	175,840
5031.008	INTERFUND TRANSFER CAP PROJ INTEREST	506,480	60,000	60,000	59,900
5031.010	INTERFUND TRANSFER DEBT SERVICE	826,814	-	-	-
Total General Fund Revenues		44,192,396	43,698,605	42,528,988	43,335,829

TOWN OF NORTH HEMPSTEAD				
GENERAL FUND	Adopted Budget	Adopted Budget	Actual	Actual
	2020	2019	2018	2017

Department of Administrative Services

A.01.1620.Administration

1000	PERSONAL SERVICES	208,697	206,073	201,307	202,298
1300	OVERTIME	8,000	8,000	2,383	11,825
	<i>Subtotal</i>	<u>216,697</u>	<u>214,073</u>	<u>203,690</u>	<u>214,122</u>
4040	OFFICE SUPPLIES	8,000	8,000	8,496	6,822
4291	RENTALS	8,795	8,220	8,221	8,150
4450	CONFERENCES, SEMINARS & MEETINGS	500	500	32	250
4670	GAS AND OIL	9,000	9,000	7,941	6,603
4740	T.P.S-OPERATING EQUIPMENT	11,500	10,666	11,535	701
4760	TIPPING FEES-LANDFILL	3,000	3,000	2,694	3,034
	<i>Subtotal</i>	<u>40,795</u>	<u>39,386</u>	<u>38,919</u>	<u>25,560</u>
	A.01.1620.Administration	<u>257,492</u>	<u>253,459</u>	<u>242,608</u>	<u>239,682</u>

A01.1621.Town Hall I

1000	PERSONAL SERVICES	178,528	175,823	188,977	217,280
1200	SEASONAL AND PART TIME	10,800	10,800	4,029	10,338
1300	OVERTIME	7,000	7,000	2,688	6,268
1400	NIGHT DIFFERENTIAL	10,500	10,112	8,891	8,249
	<i>Subtotal</i>	<u>206,828</u>	<u>203,735</u>	<u>204,585</u>	<u>242,135</u>
2000	CAPITAL OUTLAY AND EQUIPMENT	8,834	18,769	-	34,157
4054	SOFTWARE SUPPORT	900	900	637	173
4210	WATER	2,351	2,351	1,735	2,108
4220	HEATING/NATURAL GAS	20,424	18,400	17,758	13,782
4299	RENTALS-MISC.	2,000	2,000	147	147
4429	PROFESSIONAL SERVICES	1,000	1,000	1,180	-
4660	UNIFORMS & LAUNDRY	7,000	2,000	1,619	1,279
4715	Services Rendered by Other Funds	5,000	5,000	2,176	997
4740	T.P.S-OPERATING EQUIPMENT	1,000	1,000	326	4,634
4743	T.P.S.-PLANT & GROUNDS	23,000	23,000	15,855	22,918
4751	R & M - OFFICE EQUIPMENT	800	800	512	-
4752	R & M - OPERATING EQUIPMENT	4,000	4,000	1,137	-
4753	R & M - PLANT & GROUNDS	10,000	10,000	6,902	5,368
4930	CONTRACTUAL SERVICES	5,500	5,000	5,206	3,136
8410	ELECTRICITY	96,000	96,000	87,214	84,999
	<i>Subtotal</i>	<u>187,809</u>	<u>190,220</u>	<u>142,403</u>	<u>173,698</u>
	A01.1621.Town Hall I	<u>394,637</u>	<u>393,955</u>	<u>346,987</u>	<u>415,833</u>

TOWN OF NORTH HEMPSTEAD				
GENERAL FUND	Adopted Budget	Adopted Budget	Actual	Actual
	2020	2019	2018	2017

Department of Administrative Services (continued)

A.01.1622.Town Hall II

1000	PERSONAL SERVICES	372,478	367,765	361,036	321,302
1200	SEASONAL AND PART TIME	-	-	-	15,876
1300	OVERTIME	18,000	18,000	17,953	16,501
1400	NIGHT DIFFERENTIAL	7,000	6,999	5,650	5,539
	<i>Subtotal</i>	<u>397,478</u>	<u>392,764</u>	<u>384,639</u>	<u>359,218</u>
4054	SOFTWARE SUPPORT	900	900	637	173
4210	WATER	1,000	530	360	510
4220	HEATING/NATURAL GAS	7,800	7,700	6,520	5,464
4299	RENTALS-MISC.	330	330	64	64
4429	PROFESSIONAL SERVICES	2,000	2,000	310	850
4715	Services Rendered by Other Funds	1,000	1,000	337	688
4740	T.P.S-OPERATING EQUIPMENT	500	500	48	335
4743	T.P.S.-PLANT & GROUNDS	12,000	15,000	10,430	11,409
4752	R & M - OPERATING EQUIPMENT	1,000	1,000	918	3,180
4753	R & M - PLANT & GROUNDS	22,000	20,000	21,339	24,055
4930	CONTRACTUAL SERVICES	16,000	16,000	14,775	10,837
8410	ELECTRICITY	54,000	48,000	49,767	41,354
	<i>Subtotal</i>	<u>118,530</u>	<u>112,960</u>	<u>105,505</u>	<u>98,920</u>
	A.01.1622.Town Hall II	<u>516,008</u>	<u>505,724</u>	<u>490,144</u>	<u>458,138</u>

A.01.1623.Locust Lane

1000	PERSONAL SERVICES	9,277	9,177	8,810	5,085
	<i>Subtotal</i>	<u>9,277</u>	<u>9,177</u>	<u>8,810</u>	<u>5,085</u>
4210	WATER	700	700	634	587
4220	HEATING/NATURAL GAS	2,200	2,200	967	1,724
4429	PROFESSIONAL SERVICES	1,330	1,330	1,295	-
4740	T.P.S-OPERATING EQUIPMENT	500	500	-	74
4743	T.P.S.-PLANT & GROUNDS	2,000	-	-	-
4753	R & M - PLANT & GROUNDS	3,000	1,000	262	1,080
4930	CONTRACTUAL SERVICES	2,000	2,000	1,684	869
8410	ELECTRICITY	2,500	2,500	2,084	1,521
	<i>Subtotal</i>	<u>14,230</u>	<u>10,230</u>	<u>6,927</u>	<u>5,855</u>
	A.01.1623.Locust Lane	<u>23,507</u>	<u>19,407</u>	<u>15,737</u>	<u>10,939</u>

TOWN OF NORTH HEMPSTEAD				
GENERAL FUND	Adopted Budget	Adopted Budget	Actual	Actual
	2020	2019	2018	2017

Department of Administrative Services (continued)

A.01.1624.Marino Avenue

1000	PERSONAL SERVICES	32,468	32,118	17,620	43,671
	<i>Subtotal</i>	<u>32,468</u>	<u>32,118</u>	<u>17,620</u>	<u>43,671</u>
4210	WATER	2,000	1,380	1,690	1,224
4220	HEATING/NATURAL GAS	10,600	10,000	9,029	7,979
4299	RENTALS-MISC.	150	150	20	21
4429	PROFESSIONAL SERVICES	1,500	1,500	85	-
4715	Services Rendered by Other Funds	1,500	1,500	527	7,709
4740	T.P.S-OPERATING EQUIPMENT	1,000	1,000	(105)	962
4743	T.P.S.-PLANT & GROUNDS	9,000	9,000	5,221	6,216
4752	R & M - OPERATING EQUIPMENT	500	500	177	-
4753	R & M - PLANT & GROUNDS	5,500	5,500	5,430	5,232
4930	CONTRACTUAL SERVICES	3,850	3,850	868	12
8410	ELECTRICITY	21,000	20,140	19,428	17,219
	<i>Subtotal</i>	<u>56,600</u>	<u>54,520</u>	<u>42,371</u>	<u>46,574</u>
	A.01.1624.Marino Avenue	<u>89,068</u>	<u>86,638</u>	<u>59,990</u>	<u>90,244</u>

A.01.1625.Town Hall II Extension

4210	WATER	150	250	22	84
4220	HEATING/NATURAL GAS	2,800	2,300	2,355	1,701
4740	T.P.S-OPERATING EQUIPMENT	100	100	-	282
4743	T.P.S.-PLANT & GROUNDS	4,000	4,000	2,723	2,142
4753	R & M - PLANT & GROUNDS	4,000	4,000	3,226	405
8410	ELECTRICITY	11,350	8,000	10,490	6,278
	<i>Subtotal</i>	<u>22,400</u>	<u>18,650</u>	<u>18,815</u>	<u>10,891</u>
	A.01.1625.Town Hall II Extension	<u>22,400</u>	<u>18,650</u>	<u>18,815</u>	<u>10,891</u>

A.01.1626.Great Neck Arts Center

4220	HEATING/NATURAL GAS	3,100	3,000	2,518	2,408
4740	T.P.S-OPERATING EQUIPMENT	100	100	-	211
4743	T.P.S.-PLANT & GROUNDS	4,500	5,000	4,261	2,591
4753	R & M - PLANT & GROUNDS	10,000	8,000	13,934	18,881
4930	CONTRACTUAL SERVICES	12,650	12,650	10,970	12,266
8410	ELECTRICITY	14,050	17,000	13,000	16,599
	<i>Subtotal</i>	<u>44,400</u>	<u>45,750</u>	<u>44,683</u>	<u>52,957</u>
	A.01.1626.Great Neck Arts Center	<u>44,400</u>	<u>45,750</u>	<u>44,683</u>	<u>52,957</u>

TOWN OF NORTH HEMPSTEAD				
GENERAL FUND	Adopted Budget	Adopted Budget	Actual	Actual
	2020	2019	2018	2017

Department of Administrative Services (continued)

A.01.1627.Roslyn Community Center

1000	PERSONAL SERVICES	27,830	27,530	28,281	34,447
1300	OVERTIME	1,000	1,000	825	79
	<i>Subtotal</i>	<u>28,830</u>	<u>28,530</u>	<u>29,106</u>	<u>34,526</u>
4210	WATER	1,300	1,000	1,041	857
4220	HEATING/NATURAL GAS	4,900	4,500	4,159	3,877
4299	RENTALS-MISC.	150	150	-	-
4429	PROFESSIONAL SERVICES		-	85	-
4715	Services Rendered by Other Funds	2,000	2,000	630	548
4740	T.P.S-OPERATING EQUIPMENT	100	100	-	584
4743	T.P.S.-PLANT & GROUNDS	4,000	4,000	2,469	7,251
4752	R & M - OPERATING EQUIPMENT	1,000	1,000	196	-
4753	R & M - PLANT & GROUNDS	4,000	4,000	5,825	699
4930	CONTRACTUAL SERVICES	3,700	3,700	771	720
8410	ELECTRICITY	25,000	21,000	22,686	20,511
	<i>Subtotal</i>	<u>46,150</u>	<u>41,450</u>	<u>37,862</u>	<u>35,047</u>
	A.01.1627.Roslyn Community Center	<u>74,980</u>	<u>69,980</u>	<u>66,968</u>	<u>69,573</u>

A.01.1628.Various Community Centers (moved from Parks)

1000	PERSONAL SERVICES	23,192	22,941	35,240	-
1200	SEASONAL AND PART TIME	15,000	15,000	-	-
		<u>38,192</u>	<u>37,941</u>	<u>35,240</u>	<u>-</u>
4210	WATER	1,700	1,500	1,393	-
4220	HEATING/NATURAL GAS	7,200	7,000	2,846	-
4740	T.P.S-OPERATING EQUIPMENT	-	1,000	-	-
4743	T.P.S.-PLANT & GROUNDS	3,000	2,000	11,324	-
4753	R & M - PLANT & GROUNDS	5,000	5,000	3,999	-
4930	CONTRACTUAL SERVICES	4,212	-	-	-
8410	ELECTRICITY	12,000	14,000	4,792	-
	<i>Subtotal</i>	<u>33,112</u>	<u>30,500</u>	<u>24,353</u>	<u>-</u>
	A.01.1628.Various Community Center	<u>71,304</u>	<u>68,441</u>	<u>59,593</u>	<u>-</u>

TOWN OF NORTH HEMPSTEAD				
GENERAL FUND	Adopted Budget	Adopted Budget	Actual	Actual
	2020	2019	2018	2017

Department of Administrative Services (continued)

A.01.1670.Printing & Reproduction

1000.	PERSONAL SERVICES	86,734	86,091	84,587	83,877
	<i>Subtotal</i>	86,734	86,091	84,627	83,877
4020	POSTAGE	250,000	246,000	246,752	233,438
4054	SOFTWARE SUPPORT	2,000	2,000	849	230
4293	RENTAL - OFFICE EQUIPMENT	110,000	90,000	88,207	75,820
4740	T.P.S-OPERATING EQUIPMENT	14,000	14,000	10,014	9,668
4751	R & M - OFFICE EQUIPMENT	50,000	70,000	35,906	52,133
4752	R & M - OPERATING EQUIPMENT	5,000	5,000	295	-
	<i>Subtotal</i>	431,000	427,000	382,022	371,289
	A.01.1670.Printing & Reproduction	517,734	513,091	466,650	455,166
	Total Department of Administrative Services	2,011,529	1,975,095	1,812,176	1,803,423

TOWN OF NORTH HEMPSTEAD				
GENERAL FUND	Adopted Budget	Adopted Budget	Actual	Actual
	2020	2019	2018	2017

Departments of Community Services & Services for the Aging

A.02.6310.Administration

1000	PERSONAL SERVICES	271,573	263,037	213,836	319,509
1300	OVERTIME	-	-	-	158
	<i>Subtotal</i>	<u>271,573</u>	<u>263,037</u>	<u>213,836</u>	<u>319,668</u>
4299	RENTALS-MISC.	3,652	4,000	3,000	4,000
4741	OFFICE EQUIPMENT	3,500	3,000	2,268	2,638
	<i>Subtotal</i>	<u>7,152</u>	<u>7,000</u>	<u>5,268</u>	<u>6,638</u>
	A.02.6310.Administration	<u>278,725</u>	<u>270,037</u>	<u>219,104</u>	<u>326,306</u>

A.02.6772.Prog for the Aging

1000	PERSONAL SERVICES	3,000	4,500	5,250	3,000
	A.02.6772.Prog for the Aging	<u>3,000</u>	<u>4,500</u>	<u>5,250</u>	<u>3,000</u>

A.02.7310.Human Res & Youth Pro

1000	PERSONAL SERVICES	182,217	180,541	176,695	174,409
1200	SEASONAL AND PART TIME	55,290	65,775	37,006	46,230
1300	OVERTIME	7,469	6,384	5,280	4,809
	<i>Subtotal</i>	<u>244,976</u>	<u>252,700</u>	<u>218,980</u>	<u>225,448</u>
4210	WATER	500	500	573	499
4429	PROFESSIONAL SERVICES	-	-	2,082	19,500
4460	PUBLIC INFORMATION & EDUCATION	-	-	3,234	-
4660	UNIFORMS & LAUNDRY	1,500	1,500	1,389	1,842
4670	GAS AND OIL	10,000	10,000	9,090	8,232
4715	Services Rendered by Other Funds	2,000	4,800	1,120	798
4890	SPECIAL EVENTS	108,500	100,000	88,766	96,071
4891	BUSINESS & TOURISM DEVELOPMENT	-	-	-	178,029
4892	SPONSORSHIP	75,000	75,000	75,000	75,000
4901	RECREATION CARE PROGRAM	176,710	176,710	161,465	-
4928	ASSISTANCE TO ORGS YOUTH	15,000	15,000	14,014	12,622
6791	N. HEMPSTEAD HOUSING AUTHORITY	148,586	148,586	148,586	148,000
8410	ELECTRICITY	10,000	10,000	3,725	4,155
	<i>Subtotal</i>	<u>547,796</u>	<u>542,096</u>	<u>509,044</u>	<u>544,748</u>
	A.02.7310.Human Res & Youth Pro	<u>792,772</u>	<u>794,796</u>	<u>728,024</u>	<u>770,195</u>
	Total Community Services	<u>1,074,497</u>	<u>1,069,333</u>	<u>952,378</u>	<u>1,099,502</u>

TOWN OF NORTH HEMPSTEAD				
GENERAL FUND	Adopted Budget	Adopted Budget	Actual	Actual
	2020	2019	2018	2017

Departments of Community Services & Services for the Aging (continued)

A.34.6773.Dept-Services for the Aging

1000	PERSONAL SERVICES	748,537	789,400	793,252	899,320
1200	SEASONAL AND PART TIME	50,000	56,010	39,084	42,848
1300	OVERTIME	18,025	18,650	16,389	14,692
1400	NIGHT DIFFERENTIAL	1,000	-	1,896	463
	<i>Subtotal</i>	817,562	864,060	850,622	957,324
4299	RENTALS-MISC.	16,000	16,652	16,651	16,651
4429	PROFESSIONAL SERVICES	619,026	603,550	508,552	549,499
4450	CONFERENCES, SEMINARS & MEETINGS	500	500	51	325
4460	PUBLIC INFORMATION & EDUCATION	21,200	61,500	21,195	34,809
4715	Services Rendered by Other Funds	3,000	4,000	3,151	2,232
4743	T.P.S.-PLANT & GROUNDS	1,000	1,000	1,435	550
4752	R & M - OPERATING EQUIPMENT	15,000	11,000	12,938	12,885
4903	RECREATION PROGRAMS	111,265	99,760	98,792	87,090
4931	ASSISTANCE TO ORGS-SENIORS	269,750	257,750	244,250	194,750
4932	TRANSPORTATION SENIORS	472,173	373,340	354,054	355,860
6789	VETERANS' SERVICES	8,000	9,725	6,497	5,935
6790	TAX ABATEMENT-SENIOR CITIZENS	28,000	30,000	26,434	28,428
	<i>Subtotal</i>	1,564,914	1,468,777	1,294,001	1,289,013
	Total Department of Services for the Aging	2,382,476	2,332,837	2,144,622	2,246,336
	Total Departments of Community Services & Services for the Aging	3,456,973	3,402,170	3,097,001	3,345,838

TOWN OF NORTH HEMPSTEAD				
GENERAL FUND	Adopted Budget	Adopted Budget	Actual	Actual
	2020	2019	2018	2017

Office of The Comptroller

A.03.1315.Comptroller

1000	PERSONAL SERVICES	968,896	934,903	905,574	1,030,857
1200	SEASONAL AND PART TIME	102,000	102,784	73,318	65,196
1300	OVERTIME	7,500	7,500	2,882	3,979
	<i>Subtotal</i>	1,078,396	1,045,187	981,775	1,100,032
4010	STATIONERY & PRINTING	750	750	520	846
4030	BOOKS AND PUBLICATIONS	400	400	419	-
4040	OFFICE SUPPLIES	3,500	3,500	2,393	2,702
4050	DATA PROCESSING	55,000	55,000	49,987	49,944
4429.	PROFESSIONAL SERVICES	205,700	206,500	108,983	128,659
4429.001	PROFESSIONAL SERVICES AUDITOR	111,000	125,000	123,050	52,950
4450	CONFERENCES, SEMINARS & MEETINGS	3,500	3,500	3,054	3,660
4700	Dues & Subscriptions	6,500	6,500	2,664	3,950
4970	OTHER OPERATING EXPENSES	200	200	-	1,670
	<i>Subtotal</i>	386,550	401,350	291,068	244,379
	A.03.1315.Comptroller	1,464,946	1,446,537	1,272,843	1,344,411

A.03.1316.Grants / Town Stat

(moved to Supervisor 2017)

1000	PERSONAL SERVICES	82,591	80,859	657	-
1200	SEASONAL AND PART TIME	-	-	-	3,175
1300	OVERTIME	5,000	5,000	50	-
	A.03.1316.Grants / Town Stat	87,591	85,859	706	3,175

A.04.1320.Internal Audit

1200	SEASONAL AND PART TIME	20,000	20,000	17,605	14,548
	<i>Subtotal</i>	20,000	20,000	17,605	14,548
4429	PROFESSIONAL SERVICES	40,000	40,000	-	8,250
	<i>Subtotal</i>	40,000	40,000	-	8,250
	A.04.1320.Internal Audit	60,000	60,000	17,605	22,798

Fund-wide Financial Services

4430	Fiscal Agent Fees	35,000	35,000	10,315	17,074
4261	INSURANCE, FIRE & LIABILITY ETC.	559,015	435,500	419,832	424,307
4993	TAXES & ASSESSMENTS	72,800	72,800	64,467	64,816
4400	CONTINGENCY	300,000	339,838	-	-
4930	CONTRACTUAL SERVICES	-	-	(27,498)	-
4533	Nassau County Chargeback	2,200,000	2,000,000	2,680,039	3,455,484
4300	EMERGENCY TENANT PROTECTION ACT	7,500	7,500	4,800	5,000
	Fund-wide Financial Services	3,174,315	2,890,638	3,151,954	3,966,681
	Total Office of the Comptroller	4,786,852	4,483,034	4,443,109	5,337,064

TOWN OF NORTH HEMPSTEAD				
GENERAL FUND	Adopted Budget	Adopted Budget	Actual	Actual
	2020	2019	2018	2017

Department of Human Resources

A.04.1310.Admin and Benefits

1000	PERSONAL SERVICES	415,038	399,047	330,982	401,147
1200	SEASONAL AND PART TIME	4,000	4,000	4,200	3,438
	<i>Subtotal</i>	<u>419,038</u>	<u>403,047</u>	<u>335,182</u>	<u>404,585</u>
4030	BOOKS AND PUBLICATIONS	1,000	1,000	209	72
4040	OFFICE SUPPLIES	1,000	1,000	822	939
4200	MANDATORY DRUG TESTING	1,500	1,500	913	648
4429	PROFESSIONAL SERVICES	38,500	38,500	35,595	31,633
4450	CONFERENCES, SEMINARS & MEETINGS	500	500	362	-
4531	EMPLOYEE TRAINING PROGRAMS	25,000	5,000	1,687	-
4999	MISCELLANEOUS	5,000	2,000	4,955	-
	<i>Subtotal</i>	<u>72,500</u>	<u>49,500</u>	<u>44,543</u>	<u>33,291</u>
	A.04.1310.Admin and Benefits	<u>491,538</u>	<u>452,547</u>	<u>379,726</u>	<u>437,876</u>

Fund-wide Benefits and Payroll Related

8010	STATE RETIREMENT	2,601,409	2,715,071	2,464,960	2,530,135
8011	NYS EMPL RETIREMENT DEFERRAL REPAYM	498,064	497,601	501,944	529,134
1980.4	MTA Payroll Tax Employee Benefit	45,000	45,000	45,948	39,925
8030	SOCIAL SECURITY TXS-EMPLOYER	1,609,714	1,614,714	1,506,382	1,585,099
8040	WORKERS COMP	402,000	425,000	434,052	423,287
8040.002	WORKERS COMP WORKERS COMP ADMIN FI	23,228	-	-	-
8050	UNEMPLOYMENT EXPENSES	15,000	20,000	10,667	21,258
8055	DISABILITY INSURANCE	1,000	1,000	-	84
8061	HEALTH	6,178,665	6,209,476	5,789,780	5,252,596
8062	DENTAL	358,313	341,250	286,941	279,116
8063	OPTICAL	24,000	24,000	20,700	20,173
4525	CSEA LEGAL FEES	14,346	14,346	15,000	13,000
8064	HEALTH & MEDICAL REIMB.	98,700	89,000	94,638	88,883
	Fund-wide Benefits and Payroll Related	<u>11,869,438</u>	<u>11,996,458</u>	<u>11,171,013</u>	<u>10,782,690</u>
	Total Department of Human Resources	<u>12,360,976</u>	<u>12,449,005</u>	<u>11,550,738</u>	<u>11,220,566</u>

TOWN OF NORTH HEMPSTEAD				
GENERAL FUND	Adopted Budget	Adopted Budget	Actual	Actual
	2020	2019	2018	2017

Department of Information Technology

A.27.1680.Information Technology Admin

1000	PERSONAL SERVICES	778,990	765,841	719,304	677,333
1200	SEASONAL AND PART TIME	72,156	55,000	59,507	56,022
1300	OVERTIME	15,000	15,000	10,420	11,902
	<i>Subtotal</i>	<u>866,146</u>	<u>835,841</u>	<u>789,231</u>	<u>745,258</u>
4010	STATIONERY & PRINTING	500	500	-	-
4054	SOFTWARE SUPPORT	472,700	468,300	409,718	400,003
4060	COMPUTER SUPPLIES	25,000	25,000	18,461	17,085
4063	COMPUTER EQUIPMENT MAINTENANCE	88,250	89,500	70,492	58,421
4190	TELEPHONE AND COMMUNICATIONS	271,100	233,500	190,808	174,139
4221	GPS Tracking	28,860	28,860	29,008	24,383
4222	Internet Service Provider	181,715	172,940	153,205	157,120
4429	PROFESSIONAL SERVICES	5,000	5,000	2,622	1,750
4450	CONFERENCES, SEMINARS & MEETINGS	2,000	2,000	61	27
	<i>Subtotal</i>	<u>1,075,125</u>	<u>1,025,600</u>	<u>874,375</u>	<u>832,928</u>
	Total Department of Information Technology	<u><u>1,941,270</u></u>	<u><u>1,861,441</u></u>	<u><u>1,663,606</u></u>	<u><u>1,578,186</u></u>

311 - Call Center

A.30.1480.311 Call Center

1000	PERSONAL SERVICES	302,931	303,580	291,685	278,043
1200	SEASONAL AND PART TIME	235,000	235,000	224,953	244,349
	<i>Subtotal</i>	<u>537,931</u>	<u>538,580</u>	<u>516,638</u>	<u>522,392</u>
4040	OFFICE SUPPLIES	2,000	2,000	508	1,340
4930	CONTRACTUAL SERVICES	1,788	1,788	2,221	382
	<i>Subtotal</i>	<u>3,788</u>	<u>3,788</u>	<u>2,729</u>	<u>1,722</u>
	Total 311 - Call Center	<u><u>541,719</u></u>	<u><u>542,368</u></u>	<u><u>519,367</u></u>	<u><u>524,114</u></u>

TOWN OF NORTH HEMPSTEAD				
GENERAL FUND	Adopted Budget	Adopted Budget	Actual	Actual
	2020	2019	2018	2017

Department of Parks and Recreation

A.05.7020.Administration

1000	PERSONAL SERVICES	813,657	903,476	854,840	862,594
1200	SEASONAL AND PART TIME	34,360	16,000	39,421	20,858
1300	OVERTIME	8,500	8,500	10,109	7,632
1400	NIGHT DIFFERENTIAL	4,000	4,000	3,326	3,989
	<i>Subtotal</i>	<u>860,517</u>	<u>931,976</u>	<u>907,696</u>	<u>895,073</u>
4010	STATIONERY & PRINTING	5,000	2,500	1,156	1,366
4060	COMPUTER SUPPLIES	-	-	12	1,215
4291	RENTALS	15,000	15,000	15,000	15,000
4299	RENTALS-MISC.	1,000	1,000	574	922
4670	GAS AND OIL	69,000	65,000	73,350	51,262
4715	Services Rendered by Other Funds	-	-	-	60,000
4660	UNIFORMS & LAUNDRY	92,000	92,000	-	-
4740	T.P.S-OPERATING EQUIPMENT	60,000	50,000	4,165	5,378
4751	R & M - OFFICE EQUIPMENT	-	500	-	-
4930	CONTRACTUAL SERVICES	46,000	60,000	35,986	103,539
4931	ASSISTANCE TO ORGS-SENIORS	58,000	65,000	56,477	58,062
4999	miscellaneous	-	53,000	17,360	28,027
	<i>Subtotal</i>	<u>346,000</u>	<u>404,000</u>	<u>204,081</u>	<u>324,771</u>
	A.05.7020.Administration	<u>1,206,517</u>	<u>1,335,976</u>	<u>1,111,777</u>	<u>1,219,844</u>

A.05.7110.Clark Mem Bot Garden

1000	PERSONAL SERVICES	290,925	266,910	272,076	215,448
1200	SEASONAL AND PART TIME	33,000	30,000	30,096	32,901
1300	OVERTIME	12,000	10,000	16,361	9,190
1400	NIGHT DIFFERENTIAL	1,000	1,000	624	1,535
	<i>Subtotal</i>	<u>336,925</u>	<u>307,910</u>	<u>319,156</u>	<u>259,074</u>
4210	WATER	4,000	7,000	772	850
4220	HEATING/NATURAL GAS	16,500	16,000	16,153	15,613
4440	CREDIT CARD FEES	250	250	102	-
4660	UNIFORMS & LAUNDRY	-	-	1,535	1,032
4740	T.P.S-OPERATING EQUIPMENT	3,000	3,000	1,218	808
4743	T.P.S.-PLANT & GROUNDS	14,000	5,000	13,833	13,909
4753	R & M - PLANT & GROUNDS	2,500	2,500	1,496	2,351
4890	SPECIAL EVENTS	-	-	10,400	9,180
4902	RECREATION SUPPLIES	-	-	78	50
4930	CONTRACTUAL SERVICES	25,000	35,000	8,487	24,809
4930.005	CONTRACTUAL SERVICES GRANT RELATED	35,000	-	-	-
8410	ELECTRICITY	17,000	17,000	30,362	16,671
	<i>Subtotal</i>	<u>117,250</u>	<u>85,750</u>	<u>84,436</u>	<u>85,273</u>
	A.05.7110.Clark Mem Bot Garden	<u>454,175</u>	<u>393,660</u>	<u>403,592</u>	<u>344,347</u>

TOWN OF NORTH HEMPSTEAD				
GENERAL FUND	Adopted Budget	Adopted Budget	Actual	Actual
	2020	2019	2018	2017

Department of Parks and Recreation (continued)

A.05.7111.Satellite Parks (Care Program to Community Services 2018)

1000	PERSONAL SERVICES	693,798	618,814	597,585	561,265
1200	SEASONAL AND PART TIME	200,000	233,340	181,166	226,646
1300	OVERTIME	30,000	30,000	35,527	28,396
1400	NIGHT DIFFERENTIAL	2,500	4,000	1,174	449
	<i>Subtotal</i>	<u>926,298</u>	<u>886,154</u>	<u>815,452</u>	<u>816,756</u>

4210	WATER	50,000	50,000	52,556	35,865
4220	HEATING/NATURAL GAS	30,000	25,000	27,272	22,119
4660	UNIFORMS & LAUNDRY	-	-	12,553	8,815
4680	CHEMICALS & TESTING	6,000	4,000	2,899	3,897
4715	Services Rendered by Other Funds	79,000	75,000	62,936	61,170
4740	T.P.S.-OPERATING EQUIPMENT	20,000	20,000	19,778	19,978
4743	T.P.S.-PLANT & GROUNDS	40,000	33,000	40,408	46,379
4752	R & M - OPERATING EQUIPMENT	5,000	5,000	71	39,250
4753	R & M - PLANT & GROUNDS	30,000	35,000	24,132	34,128
4760	TIPPING FEES-LANDFILL	105,000	80,000	115,775	68,887
4890	SPECIAL EVENTS	154,000	154,000	148,366	162,243
4901	RECREATION CARE PROGRAM	-	-	-	31,685
4902	RECREATION SUPPLIES	20,000	20,000	23,958	21,695
4909	RECREATION PROGRAM-OTHER	10,000	10,000	12,533	9,514
4930	CONTRACTUAL SERVICES	42,500	35,000	44,684	21,513
8410	ELECTRICITY	102,000	102,000	121,246	89,478
	<i>Subtotal</i>	<u>693,500</u>	<u>648,000</u>	<u>709,166</u>	<u>676,617</u>

A.05.7111.Satellite Parks & Care Program 1,619,798 1,534,154 1,524,618 1,493,373

A.05.7112.Parks Trades Crew

1000	PERSONAL SERVICES	444,802	340,339	327,587	452,781
1200	SEASONAL AND PART TIME	10,000	10,000	5,111	3,828
1300	OVERTIME	18,000	25,000	16,060	23,036
	<i>Subtotal</i>	<u>472,802</u>	<u>375,339</u>	<u>348,758</u>	<u>479,645</u>

4743	T.P.S.-PLANT & GROUNDS	4,000	-	-	-
4930	CONTRACTUAL SERVICES	-	-	-	150
	<i>Subtotal</i>	<u>4,000</u>	<u>-</u>	<u>-</u>	<u>150</u>

A.05.7112.Parks Trades Crew 476,802 375,339 348,758 479,795

A.05.7136.Parks Vehicle Repair Facility (Employees formerly in Parks Trades Crew)

1000	PERSONAL SERVICES	83,977	143,562	140,580	765
1300	OVERTIME	10,000	6,000	12,012	-
	<i>Subtotal</i>	<u>93,977</u>	<u>143,562</u>	<u>140,580</u>	<u>765</u>

4752	R & M - OPERATING EQUIPMENT	55,000	50,000	73,858	-
4930	CONTRACTUAL SERVICES	16,000	7,108	3,447	-
	<i>Subtotal</i>	<u>71,000</u>	<u>57,108</u>	<u>77,304</u>	<u>-</u>

A.05.7136.Parks Vehicle Repair Facility 164,977 200,670 217,884 765

TOWN OF NORTH HEMPSTEAD				
GENERAL FUND	Adopted Budget	Adopted Budget	Actual	Actual
	2020	2019	2018	2017

Department of Parks and Recreation (continued)

A.05.7140.Community Center (moved to Admin Services)

4210	WATER	-	-	-	467
4220	HEATING/NATURAL GAS	-	-	657	-
4740	T.P.S-OPERATING EQUIPMENT	-	-	-	211
4743	T.P.S.-PLANT & GROUNDS	-	-	-	2,283
4753	R & M - PLANT & GROUNDS	-	-	-	1,591
4890	SPECIAL EVENTS	-	-	-	-
8410	ELECTRICITY	-	-	-	1,881
	<i>Subtotal</i>	-	-	657	6,433

A.05.7140.Community Center - - 657 6,433

A.05.7141.Yes We Can Community Center

1000	PERSONAL SERVICES	604,913	526,722	410,064	436,627
1200	SEASONAL AND PART TIME	390,000	408,821	388,153	376,957
1300	OVERTIME	26,500	25,000	28,074	24,012
1400	NIGHT DIFFERENTIAL	13,500	11,000	13,389	12,461
	<i>Subtotal</i>	1,034,913	971,543	839,679	850,058

4010	STATIONERY & PRINTING	-	-	242	81
4210	WATER	1,750	2,000	1,419	1,798
4220	HEATING/NATURAL GAS	7,000	12,000	3,841	4,982
4440	Credit Card Fees	2,000	1,700	1,945	1,725
4740	T.P.S-OPERATING EQUIPMENT	2,500	2,500	2,474	2,336
4743	T.P.S.-PLANT & GROUNDS	25,000	22	28,448	32,430
4753	R & M - PLANT & GROUNDS	8,000	7,000	7,894	5,246
4903	Recreation Programs	20,000	10,000	-	-
4930	CONTRACTUAL SERVICES	60,000	60,000	49,863	38,220
4999	miscellaneous	1,000	6,000	470	2,982
8410	ELECTRICITY	155,000	140,000	153,424	143,834
	<i>Subtotal</i>	282,250	241,222	250,018	233,633

A.05.7141.Yes We Can Community Center 1,317,163 1,212,765 1,089,698 1,083,691

TOWN OF NORTH HEMPSTEAD				
GENERAL FUND	Adopted Budget	Adopted Budget	Actual	Actual
	2020	2019	2018	2017

Department of Parks and Recreation (continued)

A.05.7181.Tully Park

1000	PERSONAL SERVICES	1,101,068	1,013,017	940,466	831,001
1200	SEASONAL AND PART TIME	635,391	646,510	605,081	665,603
1300	OVERTIME	40,000	60,000	39,706	43,495
1400	NIGHT DIFFERENTIAL	15,500	15,000	16,958	14,203
	<i>Subtotal</i>	<u>1,791,959</u>	<u>1,734,527</u>	<u>1,602,211</u>	<u>1,554,302</u>
4210	WATER	32,000	25,000	30,868	26,563
4220	HEATING/NATURAL GAS	70,000	70,000	89,400	54,624
4440	Credit Card Fees	14,000	15,000	16,897	16,481
4660	UNIFORMS & LAUNDRY	-	-	3,704	1,823
4680	CHEMICALS & TESTING	8,500	7,500	5,894	5,603
4740	T.P.S-OPERATING EQUIPMENT	17,000	17,000	2,848	16,904
4743	T.P.S.-PLANT & GROUNDS	30,000	23,000	39,182	27,364
4753	R & M - PLANT & GROUNDS	40,000	30,000	37,614	26,229
4930	CONTRACTUAL SERVICES	50,000	50,000	58,896	17,997
8410	ELECTRICITY	400,000	367,000	411,331	367,792
	<i>Subtotal</i>	<u>661,500</u>	<u>604,500</u>	<u>696,636</u>	<u>561,380</u>
	A.05.7181.Tully Park	<u>2,453,459</u>	<u>2,339,027</u>	<u>2,298,847</u>	<u>2,115,682</u>

A.05.7182.Manorhaven Park

1000	PERSONAL SERVICES	431,487	431,111	434,724	551,761
1200	SEASONAL AND PART TIME	400,000	384,407	382,142	365,217
1300	OVERTIME	32,000	35,000	27,206	40,492
1400	NIGHT DIFFERENTIAL	2,200	3,000	1,908	3,670
	<i>Subtotal</i>	<u>865,687</u>	<u>853,518</u>	<u>845,980</u>	<u>961,141</u>
4210	WATER	20,000	20,000	14,246	19,388
4220	HEATING/NATURAL GAS	21,000	21,000	20,446	19,350
4440	Credit Card Fees	9,000	9,000	8,279	7,844
4660	UNIFORMS & LAUNDRY	-	-	1,690	1,896
4680	CHEMICALS & TESTING	32,000	32,000	28,532	29,968
4740	T.P.S-OPERATING EQUIPMENT	15,000	15,000	10,961	16,900
4743	T.P.S.-PLANT & GROUNDS	28,500	23,000	38,567	24,258
4753	R & M - PLANT & GROUNDS	11,000	11,000	10,861	11,050
4930	CONTRACTUAL SERVICES	14,000	14,000	33,945	13,666
8410	ELECTRICITY	124,000	120,000	128,851	123,189
	<i>Subtotal</i>	<u>274,500</u>	<u>265,000</u>	<u>296,379</u>	<u>267,511</u>
	A.05.7182.Manorhaven Park	<u>1,140,187</u>	<u>1,118,518</u>	<u>1,142,358</u>	<u>1,228,651</u>

TOWN OF NORTH HEMPSTEAD				
GENERAL FUND	Adopted Budget	Adopted Budget	Actual	Actual
	2020	2019	2018	2017

Department of Parks and Recreation (continued)

A.05.7183.North Hempstead Beach Park

1000	PERSONAL SERVICES	548,435	616,476	590,810	583,509
1200	SEASONAL AND PART TIME	227,000	175,000	198,143	175,527
1300	OVERTIME	65,000	65,000	53,974	43,746
1400	NIGHT DIFFERENTIAL	2,500	2,750	2,515	3,176
	<i>Subtotal</i>	<u>842,935</u>	<u>859,226</u>	<u>845,441</u>	<u>805,957</u>

4210	WATER	24,000	22,000	23,459	8,671
4220	HEATING/NATURAL GAS	12,000	12,000	14,300	8,680
4440	Credit Card Fees	2,000	2,000	2,715	2,093
4660	UNIFORMS & LAUNDRY	-	-	4,053	2,207
4740	T.P.S-OPERATING EQUIPMENT	13,000	13,000	9,803	14,853
4743	T.P.S.-PLANT & GROUNDS	33,000	25,000	45,023	25,943
4753	R & M - PLANT & GROUNDS	16,000	7,200	43,105	11,482
4930	CONTRACTUAL SERVICES	11,000	9,000	20,019	9,015
8410	ELECTRICITY	105,000	110,000	103,546	100,148
	<i>Subtotal</i>	<u>216,000</u>	<u>200,200</u>	<u>266,022</u>	<u>183,091</u>

A.05.7183.North Hempstead Beach Park	<u>1,058,935</u>	<u>1,059,426</u>	<u>1,111,463</u>	<u>989,048</u>
---	------------------	------------------	------------------	----------------

A.05.7184.Town Dock & Harbor Patrol (partially moved to Public Safety)

4210	WATER	-	-	-	103
4220	HEATING/NATURAL GAS	-	-	-	2,284
4740	T.P.S-OPERATING EQUIPMENT	-	-	-	115
4743	T.P.S.-PLANT & GROUNDS	-	-	-	2,125
4753	R & M - PLANT & GROUNDS	4,000	2,000	80	645
4930	CONTRACTUAL SERVICES	14,580	14,580	13,109	17,632
8410	ELECTRICITY	-	-	669	11,251
Town Dock & Harbor Patrol (partially moved to Public Safety)	<u>18,580</u>	<u>16,580</u>	<u>13,858</u>	<u>34,155</u>	

TOWN OF NORTH HEMPSTEAD				
GENERAL FUND	Adopted Budget	Adopted Budget	Actual	Actual
	2020	2019	2018	2017

Department of Parks and Recreation (continued)

A.05.7185.Whitney Pond Pk / Man Valley Pk

1000	PERSONAL SERVICES	422,463	365,929	413,573	419,656
1200	SEASONAL AND PART TIME	110,000	100,000	101,986	152,318
1300	OVERTIME	20,000	20,000	15,728	23,693
1400	NIGHT DIFFERENTIAL	1,000	1,000	454	120
	<i>Subtotal</i>	<u>553,463</u>	<u>486,929</u>	<u>531,741</u>	<u>595,788</u>

4210	WATER	6,500	6,500	(640)	7,655
4220	HEATING/NATURAL GAS	4,500	4,500	6,002	5,130
4440	Credit Card Fees	200	300	171	252
4660	UNIFORMS & LAUNDRY	-	-	166	532
4680	CHEMICALS & TESTING	7,000	7,500	6,704	6,271
4740	T.P.S-OPERATING EQUIPMENT	4,000	3,000	2,358	2,168
4743	T.P.S.-PLANT & GROUNDS	6,000	4,000	13,661	2,333
4753	R & M - PLANT & GROUNDS	5,000	1,000	8,949	441
4930	CONTRACTUAL SERVICES	5,000	2,000	7,614	6,844
4999	miscellaneous	-	1,000	116	1,000
8410	ELECTRICITY	60,000	40,000	60,739	59,250
	<i>Subtotal</i>	<u>98,200</u>	<u>69,800</u>	<u>105,840</u>	<u>91,876</u>

A.05.7185.Whitney Pond Pk / Man Valley Pk	<u>651,663</u>	<u>556,729</u>	<u>637,581</u>	<u>687,664</u>
--	----------------	----------------	----------------	----------------

A.05.7200.Parks Security

1000	PERSONAL SERVICES	693,912	686,420	692,404	709,744
1200	SEASONAL AND PART TIME	125,000	100,000	94,378	107,860
1300	OVERTIME	40,000	30,000	49,672	34,823
1400	NIGHT DIFFERENTIAL	42,000	44,000	41,338	43,985
	<i>Subtotal</i>	<u>900,912</u>	<u>860,420</u>	<u>877,792</u>	<u>896,412</u>

4660	UNIFORMS & LAUNDRY	-	-	8,260	1,048
4670	GAS AND OIL	-	-	3,872	2,743
4752	R & M - OPERATING EQUIPMENT	-	-	-	9,083
4970	OTHER OPERATING EXPENSES	7,000	7,000	-	6,621
	<i>Subtotal</i>	<u>7,000</u>	<u>7,000</u>	<u>12,132</u>	<u>19,496</u>

A.05.7200.Parks Security	<u>907,912</u>	<u>867,420</u>	<u>889,924</u>	<u>920,891</u>
---------------------------------	----------------	----------------	----------------	----------------

A.05.5142.SNOW REMOVAL

1300	OVERTIME	-	-	24,315	4,984
	A.05.5142.SNOW REMOVAL	-	-	24,315	4,984

Total Parks & Recreation (without Harbor Links Golf Course)	<u>11,470,168</u>	<u>11,010,264</u>	<u>10,815,331</u>	<u>10,609,323</u>
--	-------------------	-------------------	-------------------	-------------------

TOWN OF NORTH HEMPSTEAD				
GENERAL FUND	Adopted Budget	Adopted Budget	Actual	Actual
	2020	2019	2018	2017

Department of Parks and Recreation (continued)

Harbor Links Golf Course

A.05.7991.Harbor Links Admin

4005.001	Personal Services Harbor Links HARBOR LINKS	475,396	555,385	515,714	509,726
4005.006	Personal Services Harbor Links Workers' Compet	90,000	-	-	-
	<i>Subtotal</i>	565,396	555,385	515,714	509,726
4010	STATIONERY & PRINTING	4,000	4,000	1,498	5,601
4020	POSTAGE	1,500	1,500	959	905
4040	OFFICE SUPPLIES	2,000	2,000	1,681	1,434
4060	COMPUTER SUPPLIES	2,000	2,000	455	956
4190	TELEPHONE AND COMMUNICATIONS	11,000	11,000	9,371	10,604
4210	WATER	10,000	8,500	10,411	6,994
4261	INSURANCE, FIRE & LIABILITY ETC.	100,000	65,000	54,754	(0)
4291.001	RENTALS TRAILERS AND CARTS	19,200	19,200	19,200	19,200
4293	RENTAL - OFFICE EQUIPMENT	500	1,000	204	216
4429	PROFESSIONAL SERVICES	10,000	10,000	9,389	7,920
4450	CONFERENCES, SEMINARS & MEETINGS	2,000	2,000	785	1,652
4460	PUBLIC INFORMATION & EDUCATION	12,500	15,000	8,693	12,673
4670	GAS AND OIL	45,000	45,000	41,031	29,162
4750	REPAIRS & MAINTENANCE	25,000	30,000	28,229	23,065
4760	TIPPING FEES-LANDFILL	1,000	1,000	383	81
4830	SEWER DISPOSAL CHARGES	15,000	21,000	13,209	16,486
4970	OTHER OPERATING EXPENSES	200,000	200,000	200,000	200,000
4971	LICENSES & PERMITS	10,000	7,000	7,444	5,626
4999	miscellaneous	17,000	17,000	18,980	6,895
8410	ELECTRICITY	185,000	185,000	182,343	174,909
	<i>Subtotal</i>	672,700	647,200	609,017	524,379
	A.05.7991.Harbor Links Admin	1,238,096	1,202,585	1,124,730	1,034,105

A.05.7992.Golf Shop

4005.002	Personal Services Harbor Links GOLF SHOP	478,314	484,101	442,973	434,001
	<i>Subtotal</i>	478,314	484,101	442,973	434,001
4006	GOLF PROFESSIONALS	360,000	392,000	339,002	377,535
4011	PURCHASES	252,700	252,700	222,647	250,389
4429	PROFESSIONAL SERVICES	9,000	8,000	8,066	7,310
4440	Credit Card Fees	85,000	83,250	76,045	77,818
4450	CONFERENCES, SEMINARS & MEETINGS	-	-	-	144
4660	UNIFORMS & LAUNDRY	3,000	3,000	1,171	5,217
4740	T.P.S-OPERATING EQUIPMENT	12,000	12,500	10,739	12,374
4999	miscellaneous	6,000	6,000	5,060	5,221
	<i>Subtotal</i>	727,700	757,450	662,730	736,008
	A.05.7992.Golf Shop	1,206,014	1,241,551	1,105,703	1,170,009

TOWN OF NORTH HEMPSTEAD				
GENERAL FUND	Adopted Budget	Adopted Budget	Actual	Actual
	2020	2019	2018	2017

Department of Parks and Recreation (continued)

Harbor Links Golf Course (continued)

A.05.7993.Golf Course Maint

4005.003	Personal Services Harbor Links GOLF COURSE	1,191,595	1,295,289	1,085,622	1,019,096
	<i>Subtotal</i>	1,191,595	1,295,289	1,085,622	1,019,096
4210	WATER	120,000	120,000	91,145	53,701
4450	CONFERENCES, SEMINARS & MEETINGS	3,500	3,500	444	4,111
4660	UNIFORMS & LAUNDRY	2,000	2,000	2,028	2,246
4740	T.P.S-OPERATING EQUIPMENT	380,000	380,000	372,255	367,418
4752	R & M - OPERATING EQUIPMENT	70,000	70,000	73,671	65,780
4753	R & M - PLANT & GROUNDS	15,000	15,500	10,916	14,182
4758	R & M - IRRIGATION	40,000	30,000	40,508	22,369
4780	LANDSCAPING	2,000	2,000	-	-
4970	OTHER OPERATING EXPENSES	2,000	2,000	2,446	2,821
4999	miscellaneous	5,000	5,000	4,382	9,968
8410	ELECTRICITY	60,540	60,540	61,287	56,904
	<i>Subtotal</i>	700,040	690,540	659,083	599,501
	A.05.7993.Golf Course Maint	1,891,635	1,985,829	1,744,706	1,618,597

A.05.7994.Cart Department

4005.004	Personal Services Harbor Links CART DEPT	115,616	103,500	111,831	113,658
	<i>Subtotal</i>	115,616	103,500	111,831	113,658
4291.001	RENTALS TRAILERS AND CARTS	200,000	194,000	171,406	193,553
4740	T.P.S-OPERATING EQUIPMENT	14,000	14,000	16,358	11,695
4752	R & M - OPERATING EQUIPMENT	7,500	5,000	3,876	9,762
	<i>Subtotal</i>	221,500	213,000	191,641	215,010
	A.05.7994.Cart Department	337,116	316,500	303,472	328,668

A.05.7995.Food & Bev Operations

4005.005	Personal Services Harbor Links FOOD AND BEV	906,523	902,000	917,028	920,358
	<i>Subtotal</i>	906,523	902,000	917,028	920,358
4011	PURCHASES	545,866	616,000	531,054	600,065
4440	Credit Card Fees	6,940	7,690	6,288	6,537
4460	PUBLIC INFORMATION & EDUCATION	20,000	20,000	21,874	24,436
4660	UNIFORMS & LAUNDRY	2,000	2,000	-	1,230
4749	CLUBHOUSE OPERATION SUPPLIES	24,000	26,500	19,865	23,865
4752	R & M - OPERATING EQUIPMENT	75,000	75,000	76,721	73,190
4999	miscellaneous	13,000	12,000	11,374	10,260
	<i>Subtotal</i>	686,806	759,190	667,178	739,584
	A.05.7995.Food & Bev Operations	1,593,329	1,661,190	1,584,205	1,659,942

Total Harbor Links Golf Course	6,266,190	6,407,655	5,862,816	5,811,321
---------------------------------------	------------------	------------------	------------------	------------------

Total Department of Parks and Recreation	17,736,358	17,417,919	16,678,147	16,420,643
---	-------------------	-------------------	-------------------	-------------------

TOWN OF NORTH HEMPSTEAD				
GENERAL FUND	Adopted Budget	Adopted Budget	Actual	Actual
	2020	2019	2018	2017

Department of Public Safety

A.06.3010.Administration

1000	PERSONAL SERVICES	244,314	238,989	238,261	126,926
	<i>Subtotal</i>	244,314	238,989	238,261	126,926
4010	STATIONERY & PRINTING	1,400	1,400	1,621	-
4429	PROFESSIONAL SERVICES	2,500	2,500	-	15,200
4450	CONFERENCES, SEMINARS & MEETINGS	1,500	1,400	1,134	1,406
4715	Services Rendered by Other Funds	500	-	35	-
4741	OFFICE EQUIPMENT	400	800	367	459
4970	OTHER OPERATING EXPENSES	1,300	1,300	1,070	462
	<i>Subtotal</i>	7,600	7,400	4,227	17,528
	A.06.3010.Administration	251,914	246,389	242,488	144,454

A.06.3510.Animal Shelter

1000	PERSONAL SERVICES	540,117	531,983	519,284	466,802
1200	SEASONAL AND PART TIME	45,000	15,000	46,914	52,515
1300	OVERTIME	20,000	20,000	22,536	18,141
	<i>Subtotal</i>	605,117	566,983	588,734	537,458
4010	STATIONERY & PRINTING	1,500	750	935	556
4110	Supplies & Materials	10,000	10,000	-	7,767
4429	PROFESSIONAL SERVICES	60,000	33,000	50,126	30,894
4450	CONFERENCES, SEMINARS & MEETINGS	700	700	351	1,147
4527	CONSULTING & PROF. SERVICES	20,000	20,000	15,376	13,736
4660	UNIFORMS & LAUNDRY	4,000	4,700	3,122	2,390
4670	GAS AND OIL	3,000	5,300	970	2,886
4715	Services Rendered by Other Funds	4,000	4,000	885	387
4740	T.P.S-OPERATING EQUIPMENT	3,000	3,000	3,862	2,923
4751	R & M - OFFICE EQUIPMENT	1,400	1,400	-	390
4752	R & M - OPERATING EQUIPMENT	1,400	1,400	2,044	3,791
4970	OTHER OPERATING EXPENSES	500	6,000	7,112	5,378
	<i>Subtotal</i>	109,500	90,250	84,782	72,246
	A.06.3510.Animal Shelter	714,617	657,233	673,516	609,704

A.06.3985.Town Docks (moved from Parks)

4210	WATER	1,500	1,500	1,075	-
4220	HEATING/NATURAL GAS	2,000	2,000	2,477	-
4740	T.P.S-OPERATING EQUIPMENT	-	-	-	-
4743	T.P.S.-PLANT & GROUNDS	6,000	6,000	4,457	-
4753	R & M - PLANT & GROUNDS	-	-	1,685	-
4930	CONTRACTUAL SERVICES	-	-	-	-
8410	ELECTRICITY	13,500	13,500	11,996	-
	<i>Subtotal</i>	23,000	23,000	21,690	-
	A.06.3985.Town Docks	23,000	23,000	21,690	-

TOWN OF NORTH HEMPSTEAD				
GENERAL FUND	Adopted Budget	Adopted Budget	Actual	Actual
	2020	2019	2018	2017

Department of Public Safety (continued)

A.06.3989.Security/Harbor Patrol

1000	PERSONAL SERVICES	212,691	209,430	197,670	200,987
1200	SEASONAL AND PART TIME	90,000	82,000	98,484	107,914
1300	OVERTIME	10,000	10,000	12,232	9,686
1400	NIGHT DIFFERENTIAL	2,500	3,000	2,342	2,267
	<i>Subtotal</i>	315,191	304,430	310,728	320,854

4110	Supplies & Materials	4,000	4,000	14,441	3,327
4210	WATER	300	300	50	220
4660	UNIFORMS & LAUNDRY	2,000	2,000	2,802	1,292
4670	GAS AND OIL	24,000	27,000	23,150	21,922
4715	Services Rendered by Other Funds	1,000	6,500	63	201
4740	T.P.S-OPERATING EQUIPMENT	6,000	3,600	2,760	3,185
4752	R & M - OPERATING EQUIPMENT	11,000	6,500	3,652	2,152
4970	OTHER OPERATING EXPENSES	500	8,500	8,004	7,016
	<i>Subtotal</i>	48,800	58,400	54,922	39,314

A.06.3989.Security/Harbor Patrol	363,991	362,830	365,650	360,168
---	----------------	----------------	----------------	----------------

A.06.3990.Emergency Management Services

1000	PERSONAL SERVICES	113,776	112,544	110,301	109,401
1200	SEASONAL AND PART TIME	-	-	-	275
1300	OVERTIME	10,000	-	5,047	9,611
	<i>Subtotal</i>	123,776	112,544	115,348	119,287

4670	GAS AND OIL	2,000	2,000	2,488	1,913
4715	Services Rendered by Other Funds	-	-	-	483
4752	R & M - OPERATING EQUIPMENT	4,000	2,000	3,392	3,324
4930	CONTRACTUAL SERVICES	11,000	11,000	5,432	10,864
4970	OTHER OPERATING EXPENSES	-	-	18	4,527
	<i>Subtotal</i>	17,000	15,000	11,330	21,111

A.06.3990.Emergency Management Services	140,776	127,544	126,678	140,397
--	----------------	----------------	----------------	----------------

Total Department of Public Safety	1,494,298	1,416,996	1,430,021	1,254,723
--	------------------	------------------	------------------	------------------

TOWN OF NORTH HEMPSTEAD				
GENERAL FUND	Adopted Budget	Adopted Budget	Actual	Actual
	2020	2019	2018	2017

Department of Public Works

A.07.1490.Administration

1000	PERSONAL SERVICES	501,910	504,192	531,034	497,033
1300	OVERTIME	-	-	1,501	2,982
	<i>Subtotal</i>	501,910	504,192	532,535	500,015
4010	STATIONERY & PRINTING	2,600	2,600	188	1,245
4410	LEGAL NOTICES	12,500	10,000	6,996	10,408
4450	CONFERENCES,SEMINARS & MEETINGS	500	500	-	-
4670	GAS AND OIL	2,000	2,000	-	-
4715	Services Rendered by Other Funds	-	8,891	-	-
4740	T.P.S-OPERATING EQUIPMENT	4,000	4,000	2,384	2,932
4751	R & M - OFFICE EQUIPMENT	2,000	2,000	1,300	1,048
4752	R & M - OPERATING EQUIPMENT	1,000	1,000	-	70
4920	GENERAL IMPROVEMENTS	3,500	3,000	3,783	3,299
	<i>Subtotal</i>	28,100	33,991	14,651	19,003
	A.07.1490.Administration	530,010	538,183	547,186	519,018

A.07.1440.Engineering

1000	PERSONAL SERVICES	229,944	223,353	217,787	193,414
1200	SEASONAL AND PART TIME	9,000	10,000	9,619	-
1300	OVERTIME	7,000	7,000	9,999	-
	<i>Subtotal</i>	245,944	240,353	237,405	193,414
4429	PROFESSIONAL SERVICES	91,000	90,600	86,919	74,859
4450	CONFERENCES,SEMINARS & MEETINGS	1,800	1,800	1,539	1,493
	<i>Subtotal</i>	92,800	92,400	88,457	76,352
	A.07.1440.Engineering	338,744	332,753	325,862	269,766
	Total Department of Public Works	868,754	870,936	873,048	788,784

TOWN OF NORTH HEMPSTEAD				
GENERAL FUND	Adopted Budget	Adopted Budget	Actual	Actual
	2020	2019	2018	2017

Office of The Receiver of Taxes

A.09.1330.Receiver of Taxes

1000	PERSONAL SERVICES	992,151	1,012,657	979,385	978,423
1200	SEASONAL AND PART TIME	125,000	125,000	118,091	117,696
1300	OVERTIME	15,000	10,000	22,048	11,049
	<i>Subtotal</i>	<u>1,132,151</u>	<u>1,147,657</u>	<u>1,119,524</u>	<u>1,107,168</u>
4010	STATIONERY & PRINTING	24,000	22,530	20,794	17,172
4020	POSTAGE	3,200	3,200	2,960	2,920
4030	BOOKS AND PUBLICATIONS	50	50	-	-
4410	LEGAL NOTICES	3,500	3,500	2,104	2,136
4429	PROFESSIONAL SERVICES	83,000	78,000	83,873	84,350
4450	CONFERENCES, SEMINARS & MEETINGS	1,850	850	50	758
4751	R & M - OFFICE EQUIPMENT	7,500	6,000	5,046	5,722
4992	DISC. ON PROP. TAXES	892,500	892,500	1,042,240	817,137
	<i>Subtotal</i>	<u>1,015,600</u>	<u>1,006,630</u>	<u>1,157,067</u>	<u>930,195</u>
	Total Office of The Receiver of Taxes	<u>2,147,751</u>	<u>2,154,287</u>	<u>2,276,591</u>	<u>2,037,363</u>

Department of Environmental Facilities

A.16.8189.Other Sanitation Expenses

4754	School Recycling Program	150,000	150,000	150,000	150,000
4930	CONTRACTUAL SERVICES	931,567	931,567	750,000	750,000
4970	OTHER OPERATING EXPENSES	46,000	150,000	58,517	219,933
	<i>Subtotal</i>	<u>1,127,567</u>	<u>1,231,567</u>	<u>958,517</u>	<u>1,119,933</u>
	Total Department of Environmental Facilities	<u>1,127,567</u>	<u>1,231,567</u>	<u>958,517</u>	<u>1,119,933</u>

TOWN OF NORTH HEMPSTEAD				
GENERAL FUND	Adopted Budget	Adopted Budget	Actual	Actual
	2020	2019	2018	2017

Office of The Supervisor

A.10.1220.Supervisor

1000	PERSONAL SERVICES	770,569	771,029	790,845	756,082
1200	SEASONAL AND PART TIME	5,000	5,000	1,434	2,170
	<i>Subtotal</i>	<u>775,569</u>	<u>776,029</u>	<u>792,279</u>	<u>758,252</u>
4010	STATIONERY & PRINTING	1,000	1,000	1,942	867
4030	BOOKS AND PUBLICATIONS	-	1,085	-	67
4040	OFFICE SUPPLIES	1,500	1,500	305	461
4450	CONFERENCES,SEMINARS & MEETINGS	13,000	13,000	5,774	12,435
4740	T.P.S-OPERATING EQUIPMENT	500	500	-	245
4752	R & M - OPERATING EQUIPMENT	-	1,250	-	-
4990	ASSOC. OF TOWNS	1,950	1,950	1,950	1,950
	<i>Subtotal</i>	<u>17,950</u>	<u>20,285</u>	<u>9,970</u>	<u>16,026</u>
	A.10.1220.Supervisor	<u>793,519</u>	<u>796,314</u>	<u>802,249</u>	<u>774,278</u>

A.10.1341.Finance

1000	PERSONAL SERVICES	203,776	208,720	197,136	460,726
1200	SEASONAL AND PART TIME	10,000	16,500	16,944	11,547
1300	OVERTIME	5,000	5,000	14,027	9,006
	<i>Subtotal</i>	<u>218,776</u>	<u>230,220</u>	<u>228,106</u>	<u>481,279</u>
4410	LEGAL NOTICES	-	-	-	8,756
4450	CONFERENCES,SEMINARS & MEETINGS	1,000	1,500	195	720
	<i>Subtotal</i>	<u>1,000</u>	<u>1,500</u>	<u>195</u>	<u>9,476</u>
	A.10.1341.Finance	<u>219,776</u>	<u>231,720</u>	<u>228,301</u>	<u>490,755</u>

A.10.1345.Purchasing

1000	PERSONAL SERVICES	256,378	193,843	179,807	1,359
1300	OVERTIME	4,000	4,000	4,368	-
	<i>Subtotal</i>	<u>260,378</u>	<u>197,843</u>	<u>184,175</u>	<u>1,359</u>
4410	LEGAL NOTICES	12,000	12,000	(896)	8,456
4450	CONFERENCES,SEMINARS & MEETINGS	500	-	-	-
	<i>Subtotal</i>	<u>12,500</u>	<u>12,000</u>	<u>(896)</u>	<u>8,456</u>
	A.10.1345.Purchasing	<u>272,878</u>	<u>209,843</u>	<u>183,279</u>	<u>9,815</u>

A.15.1481.Public Information

1000	PERSONAL SERVICES	356,453	354,786	338,572	376,578
1200	SEASONAL AND PART TIME	15,000	10,000	8,676	1,750
1300	OVERTIME	9,000	9,000	4,948	7,669
	<i>Subtotal</i>	<u>380,453</u>	<u>373,786</u>	<u>352,196</u>	<u>385,996</u>
4080	PHOTOGRAPH MATERIALS	6,000	3,000	2,938	762
4460	PUBLIC INFORMATION & EDUCATION	27,000	27,000	13,022	9,326
4752	R & M - OPERATING EQUIPMENT	10,000	7,500	6,501	820
4930	CONTRACTUAL SERVICES	254,410	219,370	211,366	213,830
4999	miscellaneous	2,000	2,312	932	996
	<i>Subtotal</i>	<u>299,410</u>	<u>259,182</u>	<u>234,758</u>	<u>225,735</u>
	A.15.1481.Public Information	<u>679,863</u>	<u>632,968</u>	<u>586,954</u>	<u>611,731</u>

TOWN OF NORTH HEMPSTEAD				
GENERAL FUND	Adopted Budget	Adopted Budget	Actual	Actual
	2020	2019	2018	2017

A.15.6420.Business & Tourism

4460	PUBLIC INFORMATION & EDUCATION	-	-	27,044	7,396
	<i>Subtotal</i>	-	-	27,044	7,396
	A.15.6420.Business & Tourism	-	-	27,044	7,396

A.15.9999.UNALLOCATED

4933	REMOVAL/DISPOSAL	-	-	18,989	26,607
	A.15.9999.UNALLOCATED	-	-	18,989	26,607
	Total Office of The Supervisor	1,966,036	1,870,845	1,846,816	1,920,581

TOWN OF NORTH HEMPSTEAD				
GENERAL FUND	Adopted Budget	Adopted Budget	Actual	Actual
	2020	2019	2018	2017

Office of The Town Attorney

A.11.1420.Town Attorney

1000	PERSONAL SERVICES	980,303	982,620	953,865	922,034
1200	SEASONAL AND PART TIME	13,000	13,000	15,400	6,559
	<i>Subtotal</i>	<u>993,303</u>	<u>995,620</u>	<u>969,265</u>	<u>928,593</u>
4010	STATIONERY & PRINTING	400	400	78	54
4030	BOOKS AND PUBLICATIONS	13,000	15,500	13,075	11,647
4054	SOFTWARE SUPPORT	-	2,500	-	-
4429	PROFESSIONAL SERVICES	200,000	180,000	146,759	99,656
4450	CONFERENCES, SEMINARS & MEETINGS	2,000	2,000	1,844	435
4620	TORT RESERVE/LITIGATION	182,200	182,200	341,011	283,029
4741	OFFICE EQUIPMENT	2,000	3,000	1,543	11,954
4751	R & M - OFFICE EQUIPMENT	500	1,500	90	1,499
	<i>Subtotal</i>	<u>400,100</u>	<u>387,100</u>	<u>504,401</u>	<u>408,273</u>
	Total Office of the Town Attorney	<u><u>1,393,403</u></u>	<u><u>1,382,720</u></u>	<u><u>1,473,666</u></u>	<u><u>1,336,867</u></u>

Town Board

A.12.1010.Town Board

1000	PERSONAL SERVICES	649,245	645,572	642,710	615,908
1200	SEASONAL AND PART TIME	44,000	28,220	17,404	11,397
	<i>Subtotal</i>	<u>693,245</u>	<u>673,792</u>	<u>660,114</u>	<u>627,305</u>
4010	STATIONERY & PRINTING	500	1,000	14	450
4030	BOOKS AND PUBLICATIONS	375	600	165	52
4429	PROFESSIONAL SERVICES	1,500	1,500	-	-
4999	miscellaneous	1,000	3,000	-	78
	<i>Subtotal</i>	<u>3,375</u>	<u>6,100</u>	<u>179</u>	<u>580</u>
	Total Town Board	<u><u>696,620</u></u>	<u><u>679,892</u></u>	<u><u>660,293</u></u>	<u><u>627,885</u></u>

TOWN OF NORTH HEMPSTEAD				
GENERAL FUND	Adopted Budget	Adopted Budget	Actual	Actual
	2020	2019	2018	2017

Office of The Town Clerk

A.13.1410.Town Clerk

1000	PERSONAL SERVICES	629,719	629,085	625,625	618,503
1200	SEASONAL AND PART TIME	75,000	70,000	79,835	84,005
1300	OVERTIME	-	-	-	275
	<i>Subtotal</i>	<u>704,719</u>	<u>699,085</u>	<u>705,460</u>	<u>702,783</u>
4010	STATIONERY & PRINTING	1,000	1,000	624	931
4030	BOOKS AND PUBLICATIONS	1,000	1,000	317	251
4040	OFFICE SUPPLIES	2,400	2,400	861	1,462
4054	SOFTWARE SUPPORT	4,800	4,800	4,580	3,060
4450	CONFERENCES, SEMINARS & MEETINGS	2,500	2,500	1,301	1,852
4531	EMPLOYEE TRAINING PROGRAMS	300	300	-	-
4751	R & M - OFFICE EQUIPMENT	3,000	3,000	1,464	1,800
4971	LICENSES & PERMITS	7,000	7,000	7,404	5,031
	<i>Subtotal</i>	<u>22,000</u>	<u>22,000</u>	<u>16,550</u>	<u>14,387</u>
	A.13.1410.Town Clerk	<u>726,719</u>	<u>721,085</u>	<u>722,010</u>	<u>717,169</u>

A.25.1011.Town Board Meeting Admin

1000	PERSONAL SERVICES	48,121	47,285	45,913	44,839
1200	SEASONAL AND PART TIME	2,500	2,500	3,825	-
	<i>Subtotal</i>	<u>50,621</u>	<u>49,785</u>	<u>49,739</u>	<u>44,839</u>
4040	OFFICE SUPPLIES	2,500	2,500	2,071	2,038
4054	SOFTWARE SUPPORT	2,500	2,500	2,505	1,195
4080	PHOTOGRAPH MATERIALS	500	500	-	-
4380	REPORTS OF HEARINGS, TRANSCRIPTS	15,000	15,000	10,900	14,702
4410	LEGAL NOTICES	65,000	65,000	47,428	35,855
4530	CODE BOOKS	10,000	10,000	7,772	8,728
4751	R & M - OFFICE EQUIPMENT	1,000	1,000	1,262	400
	<i>Subtotal</i>	<u>96,500</u>	<u>96,500</u>	<u>71,938</u>	<u>62,918</u>
	A.25.1011.Town Board Meeting Admin	<u>147,121</u>	<u>146,285</u>	<u>121,677</u>	<u>107,757</u>

TOWN OF NORTH HEMPSTEAD				
GENERAL FUND	Adopted Budget	Adopted Budget	Actual	Actual
	2020	2019	2018	2017

Office of The Town Clerk (cont'd)

A.26.1460.Records Management Officer

1000	PERSONAL SERVICES	186,881	190,295	138,616	140,869
1200	SEASONAL AND PART TIME	35,000	35,000	15,828	17,197
1300	OVERTIME	-	-	-	126
	<i>Subtotal</i>	221,881	225,295	154,444	158,192
4040	OFFICE SUPPLIES	750	750	-	161
4054	SOFTWARE SUPPORT	2,000	2,000	1,310	-
4080	PHOTOGRAPH MATERIALS	3,600	3,600	3,482	2,952
4429	PROFESSIONAL SERVICES	7,500	7,500	2,263	1,127
4751	R & M - OFFICE EQUIPMENT	3,000	3,000	-	2,790
7510	ARCHIVE EXPENSES	5,000	5,000	2,395	2,058
	<i>Subtotal</i>	21,850	21,850	9,449	9,089
	A.26.1460.Records Management Officer	243,731	247,145	163,893	167,281
	Total Office of the Town Clerk	1,117,571	1,114,515	1,007,580	992,207

TOWN OF NORTH HEMPSTEAD				
GENERAL FUND	Adopted Budget	Adopted Budget	Actual	Actual
	2020	2019	2018	2017

Indebtedness

Bond Anticipation Notes (BANS)

9901.736	INTERFUND TRANSFER PRINCIPAL - BANS	712,687	538,298	491,389	770,500
9901.737	INTERFUND TRANSFER INTEREST - BANS	177,808	187,438	187,333	254,250
	<i>Subtotal</i>	890,495	725,736	678,722	1,024,750

Serial Bonds

9901.716	INTERFUND TRANSFER PRINCIPAL S.B.	10,846,097	10,928,124	10,900,694	11,309,201
9901.717	INTERFUND TRANSFER INTEREST S.B.	3,844,255	3,787,372	3,720,394	3,622,551
	<i>Subtotal</i>	14,690,352	14,715,496	14,621,088	14,931,752

Total Indebtedness	15,580,847	15,441,232	15,299,810	15,956,502
---------------------------	-------------------	-------------------	-------------------	-------------------

InterFund Transfer

9901	INTERFUND TRANSFER	250,000	375,000	37,662	1,447,966
	Total InterFund Transfer	250,000	375,000	37,662	1,447,966

Total General Fund Expenses	69,478,524	68,669,022	65,628,149	67,712,646
------------------------------------	-------------------	-------------------	-------------------	-------------------

THIS PAGE INTENTIONALLY LEFT BLANK

**Town of North Hempstead
General Fund
Full Time - Salary Listing**

Dept #	Department	Title (Number of Positions)	Adopted Budget 2020	Adopted Budget 2019	Actual 2018	Actual 2017
Administrative Services						
1620	Administration	Comm Admin Services	112,428	108,870	106,906	108,671
		Labor Supervisor II	96,269	94,185	93,645	93,391
		Secretary to the Commissioner				
		Subtotal	208,697	203,055	200,551	202,062
1621	Town Hall I	Maintenance Mechanic I	69,181	67,536	67,018	66,483
		Laborer I (2)	109,347	105,689	112,321	150,242
		Subtotal	178,528	173,225	179,339	216,725
1622	Town Hall II	Laborer II	70,638	68,956	73,805	67,747
		Maint Electrician	92,576	90,428	89,797	89,122
		Maintenance Mechanic I	75,613	73,851	73,314	72,708
		Laborer I	47,434	45,731	44,815	8,629
		Labor Supervisor II	86,217	83,364	81,888	80,423
		Subtotal	372,478	362,330	363,619	318,628
Locust Lane/Marino/Roslyn/Community Centers						
1623/1624/1627/1628		Maint Carpenter Supv	92,766	90,409	89,559	88,658
		Subtotal	92,766	90,409	89,559	88,658
1670	Printing & Reproduction	Stores Clerk	86,734	84,819	84,278	83,698
		Subtotal	86,734	84,819	84,278	83,698
Community Services						
6310	Administraton	Comm Community Services	124,164	120,234	118,065	117,781
		Deputy Commissioner	77,452	71,239		101,387
		Secretary to Commissioner	69,957	67,743	66,521	105,068
		Subtotal	271,573	259,216	184,586	324,235
7310	Human Resources & Youth Program	Clerical Aide	63,176	61,696	61,169	60,586
		Sr Citizen Prog Dev Aide	48,988	47,329	46,452	46,446
		Recreation Aide	70,053	68,848	68,395	67,872
		Subtotal	182,217	177,873	176,017	174,904
6772	Program for the Aging	Trustee	3,000	4,500	5,250	3,000
		Subtotal	3,000	4,500	5,250	3,000
6773	Dept of Services for the Aging	Deputy Commissioner (2)	182,625	176,845	173,654	175,030
		Dir Sr Citizens Affairs	79,529	76,656	73,890	73,402
		Dir Community Relations	65,806	63,469	62,175	60,068
		Accountant I	77,775	75,796	75,076	74,288
		Clerk Typist I			20,234	41,107
		Legal Typist I	76,308	74,603	74,150	73,608
		Bus Driver (2)	157,276	204,990	191,316	248,855
		Senior Citizen Pgm Dev Aide	45,665	44,065	44,999	98,498
		Sr Citi Prog Dev Spec	63,553	61,356	60,179	58,248
		Subtotal	748,537	777,780	775,673	903,105
1315	Comptroller	Comptroller	141,881	75,000	7,886	143,351
		Deputy Comptroller (2)	208,498	214,734	203,362	194,001
		Dep Comm Of Finance	118,759	115,000	41,288	
		Sec Town Comptroller	77,452	87,522	85,346	85,156
		Accounting Systems Specialist			3,432	93,571
		Accountant IV	74,940	72,146	70,536	68,898
		Accountant I	56,205	54,083	52,893	
		Accounting Assistant II				68,350
		Auding Assistant I (2)	109,168	105,084	82,503	
		Administrative Assistant			2,091	105,493
		Clerk III			16,083	80,004
		Payroll Supervisor	63,977	78,487	76,962	75,398
		Asst Payroll Supervisor	53,854	58,131	56,892	54,619
		Assistant Town Attorney	64,162	62,131	61,010	60,969
		Subtotal	968,896	922,318	760,285	1,029,811
1316	Grants/Town Stat	Grants Technician	82,591	79,664		
		Dir Governmental Research				
		Subtotal	82,591	79,664	-	-

Town of North Hempstead
General Fund
Full Time - Salary Listing

Dept #	Department	Title (Number of Positions)	Adopted Budget 2020	Adopted Budget 2019	Actual 2018	Actual 2017
Human Resources						
1310	Administraton	Commissioner of HR	124,265	120,332	118,160	124,370
		Deputy Commissioner	82,287	79,682	78,244	74,330
		Group Health Insur Supv	83,392	75,844	75,074	74,228
		Administrative Officer 1	73,409	69,136	67,532	65,898
		Clerk-Typist	51,685	48,208	45,256	
		Sec Executive Assistant				68,768
		Subtotal	415,038	393,201	384,267	407,594
1680	Information Technology	Commissioner	135,341	131,057	128,693	128,383
		Deputy Comm Of Info Tech	99,844	96,682	31,299	
		IT Specialist III (2)	217,166	210,916	240,786	206,237
		IT Specialist I	73,527	71,002	96,308	68,261
		IT Specialist II (3)	253,112	244,925	208,189	237,559
		Subtotal	778,990	754,582	705,274	678,513
1480	311 Call Center	Commissioner Of 311	122,977	119,084	116,212	100,877
		Call Agents (4)	179,954	180,086	168,821	177,924
		Subtotal	302,931	299,170	285,032	278,801
Parks & Recreation						
7020	Administration	Comm Parks & Recreation	136,316	131,057	128,693	135,533
		Deputy Commissioner (3)	301,357	291,818	286,553	288,363
		Asst To Comm P&R For Admi		102,704	101,728	100,647
		Asst to the Comm for Cultural Dev			78,027	55,259
		Sec to Commissioner of Parks & Recreation	99,998			
		Buyer	59,797			
		Clerk 2		67,703		66,633
		Clerk Steno 1	0	81,062	80,440	80,324
		Recreation Leader	55,334	53,357	55,465	51,156
		Recreation Aide (3)	160,854	162,531	159,496	95,315
		Subtotal	813,657	890,233	890,401	873,231
7110	Clark Botonical Garden	Horticulturist	69,488	66,923	65,660	64,022
		Clerk II	69,328		67,201	
		Recreation Aide			5,673	
		Laborer II	56,334	54,411	53,404	48,100
		Laborer I (2)	95,775	141,632	98,259	104,209
		Subtotal	290,925	262,966	290,197	216,331
7181	Tully Park	Labor Supervisor II	86,277	84,040	83,200	122,831
		Laborer I (6)	313,410	312,106	350,340	301,829
		Laborer II	51,479	163,400	165,555	74,949
		Groundskeeper II	82,435	80,255	79,437	80,995
		Building Maintenance Sup I	90,715			
		Equipment Operator Trainee	51,479			
		Equipment Operator II	77,122	75,151	74,547	73,719
		Recreation Supervisor II	82,786	75,952	74,816	69,944
		Recreation Aide (5)	265,365	207,142	179,884	113,527
		Subtotal	1,101,068	998,046	1,007,779	837,792
7182	Manorhaven	Rec Leader I				2,683
		Laborer II (3)	148,807	120,786	118,495	171,320
		Laborer I (2)	94,869	120,993	95,993	157,125
		Labor Supervisor 1	76,464	74,446	73,731	72,845
		Beach Supervisor 3	111,347	108,515	107,513	106,771
		Recreation Aide				44,204
		Subtotal	431,487	424,740	395,732	554,948
7183	North Hempstead Beach Park	Equipment Operator II (2)	153,962	150,166	148,869	144,923
		Equipment Operator III				2,994
		Park Supervisor 1	90,705	88,317	87,458	83,204
		Maintenance Mechanic I	73,021	144,368	133,178	142,469
		Laborer I (2)	97,584	45,731	29,316	43,690
		Labor Supervisor 1	65,200	62,816	60,773	58,760
		Laborer II	67,963	66,237	65,866	65,150
		Recreation Aide		49,731	50,567	45,815
		Attendant		0		2,102
		Subtotal	548,435	607,366	576,026	589,107

**Town of North Hempstead
General Fund
Full Time - Salary Listing**

Dept #	Department	Title (Number of Positions)	Adopted Budget 2020	Adopted Budget 2019	Actual 2018	Actual 2017
Parks & Recreation (cont.)						
7185	Whitney Pond/Manhasset Valley	Labor Supervisor II	96,869	94,807	94,331	94,874
		Laborer II (3)	199,375	142,587	200,071	140,768
		Laborer I (2)	126,219	123,127	142,014	122,785
		Subtotal	422,463	360,521	436,417	419,639
7141	Yes We Can	Asst To Com Parks Cult De	86,059	82,903		
		Executive Director	90,000			
		Building Maintenance Sup I	82,786	87,425	83,795	81,078
		Recreation Aide (3)	154,519	149,198	149,540	167,249
		Laborer 2		51,550	54,805	52,519
		Maint Mechanic I		52,848	51,770	50,954
		Laborer I (4)	191,549	95,014	97,005	93,405
		Subtotal	604,913	518,938	436,916	445,204
7111	Satellite Parks	Equipment Operator II		-		9,394.00
		Groundskeeper 2	84,750	82,533	81,682	82,036
		Groundskeeper I (4)	284,035	220,015	212,946	133,480
		Laborer II (4)	222,904	163,710	161,191	56,741
		Laborer I (2)	102,109	143,411	94,009	213,778
		Maintenance Mechanic I		0		72,159
		Subtotal	693,798	609,669	549,829	567,588
7112	Trades Crew	Park Construction Coord	93,326	89,602	86,938	83,515
		Maint Carpenter	61,822	76,512	73,315	73,584
		Maint Electrician	67,397	64,870	63,409	61,974
		Maintenance Mechanic	53,773	52,848	51,740	50,412
		Maint Mechanic Trainee		51,477	50,411	49,386
		Equipment Operator III				77,382
		Laborer I	48,338			
		Labor Supervisor	58,150			
		Auto Mechanic	61,996			
		Auto Mechanic Aide				54,730
		Subtotal	444,802	335,309	325,812	450,983
7136	Repairs Facility	Automotive Mechanic		59,668	58,472.20	
		Equipment Supervisor	83,977	81,772	81,431.30	
		Subtotal	83,977	141,440	139,904	-
7200	Security	Public Safety Officer 4	88,187	82,533	81,293	72,375
		Public Safety Officer 2	73,303	71,491	73,658	67,608
		Public Safety Officer I (9)	532,422	522,252	563,929	542,471
		Subtotal	693,912	676,276	718,880	682,453
Department of Public Safety						
3010	Administration	Commissioner	117,629	113,906	111,851	114,671
	Administration	Oem/Dep Comm Public Sfty	75,000	73,391	72,068	
		Clerk-Typist 1		48,208	47,224	9,450
		Clerk-Typist 2	51,685			
		Acting Commissioner				
		Subtotal	244,314	235,505	231,143	124,120
3510	Animal Shelter	Director Animal Shelter	77,236	74,401	72,798	59,920
		Asst. Dir. Animal Shelter	85,129	82,908	82,057	81,207
		Animal Warden	77,408	75,522	74,893	74,248
		Kennel Attendant (5)	300,344	291,290	287,063	248,242
		Subtotal	540,117	524,121	516,811	463,616
3989	Security/Harbor Patrol	Bay Constable II	91,730	89,602	89,123	87,983
		Laborer I	47,434	45,731	38,230	44,529
		Laborer II				
		Bay Constable I	73,527	71,002	71,721	71,111
		Subtotal	212,691	206,335	199,074	203,623
3990	Emergency Management	Safety Coordinator	113,776	110,881	109,833	106,176
		Subtotal	113,776	110,881	109,833	106,176

Town of North Hempstead
General Fund
Full Time - Salary Listing

Dept #	Department	Title (Number of Positions)	Adopted Budget 2020	Adopted Budget 2019	Actual 2018	Actual 2017
Department of Public Works						
1490	Public Works	Commissioner	146,986	142,333	139,766	142,073
		Civil Engineer III	138,303	134,885	133,709	132,403
		Civil Engineer I	111,752	109,281	108,630	108,947
		Secretary to Commissioner				1,512
		Clerk-Typist I		12,052	45,074	
		Assistant to Commissioner	104,869	96,226	96,149	94,290
		Architect				56,086
		Subtotal	501,910	494,777	523,328	535,321
1440	Engineering	Architect	121,396	114,247	112,076	53,900
		Civil Engineer 1	108,548	105,805	104,812	103,730
		Subtotal	229,944	220,052	216,888	157,630
1330	Receiver of Taxes	Receiver Of Taxes	115,000	115,000	115,000	117,483
		Dep Receiver Of Taxes(2)	205,066	190,649	175,288	99,890
		Account II	76,729	74,152	72,798	73,901
		Accounting Assistant II	0	81,202	81,142	80,774
		Clerk II				75,006
		Senior Development Aid	43,175			
		Tax Cashier I (3)	182,689	177,496	143,635	122,207
		Research Assistant (2)	118,493	114,402	112,202	110,842
		Clerk Typist II	65,763	63,607	62,420	61,801
		Secretary To Rec Of Taxes	57,879	50,326	49,418	52,840
		Community Liaison Aide	43,175	51,006	29,754	46,382
		Clerk III	84,182	81,613	80,988	81,487
		Office Services Supervisor			35,318	67,016
		Subtotal	992,151	999,453	957,962	989,630
1220	Supervisor	Supervisor	133,000	133,000	133,000	135,780
		Deputy Supervisor	140,000	94,361	92,658	126,021
		Senior Policy Advisor				141,723
		Chief Of Staff	141,881	137,389	111,115	
		Dir Legislative Affairs	91,903	72,486	71,178	71,040
		Community Liaison Aide	61,452	59,577	58,665	50,744
		Sec Comm Of Finance		73,011	70,314	75,377
		Admin Asst To Supervisor (2)	146,632	56,991	136,304	4,693
		Director of Constituent Affairs				78,056
		Dir Of Intergov Affairs		80,994		80,845
		Secretary To Town Board	55,701	53,938	15,288	
		Subtotal	770,569	761,746	688,522	764,279
1341	Finance	Director of Finance		132,301	127,973	123,993
		Grant Manager			78,053	73,867
		Dir Governmental Research	78,776	73,368	71,685	69,217
		Procurement Coordinator				60,830
		Buyer Trainee (2)				75,659
		Sec Comm Of Finance	60,000			
		Administrative Assistant to Supervisor	65,000			
		Deputy Town Attorney				48,449
		Subtotal	203,776	205,669	277,711	452,015
1345	Purchasing	Procurement Coordinator	72,642	67,633	66,025	
		Buyer Trainee (2)	109,461		5,936	
		Buyer I		51,440		
		Director Of Procurement	74,275	71,924	69,863	
		Subtotal	256,378	190,997	141,824	-

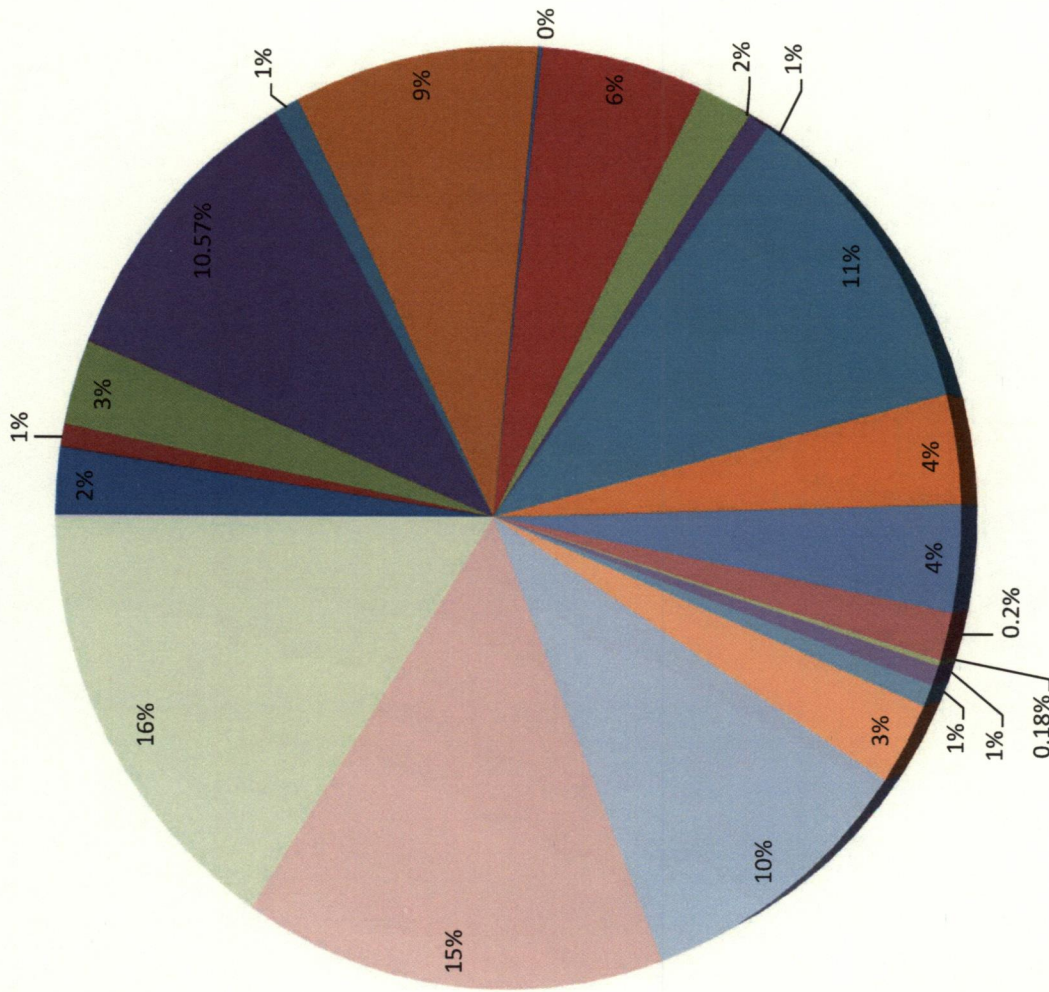
Town of North Hempstead
General Fund
Full Time - Salary Listing

Dept #	Department	Title (Number of Positions)	Adopted Budget 2020	Adopted Budget 2019	Actual 2018	Actual 2017
1481	Public Information	Dir Of Communications	124,514	120,573	118,397	121,101
		Admin Asst To Town Board	65,920	63,833	61,300	58,980
		Secretary To Councilman	47,202	40,708	35,850	51,441
		Adm Asst To Supervisor	50,000	58,375	50,291	47,439
		Photographer Specialist	68,817	66,126	59,607	102,005
		Subtotal	356,453	349,615	325,445	380,966
1420	Town Attorney	Town Attorney	160,067	100,432	150,449	166,470
		Deputy Town Attorney (5)	439,455	455,423	475,510	498,504
		Assistant Town Attorney (3)	212,890	254,425	128,424	112,961
		Secretary (3)	167,891	158,068	153,838	145,366
		Clerk Stenographer II				
		Subtotal	980,303	968,347	908,221	923,300
1010	Town Board	Council Member (6)	294,000	294,001	294,001	301,466
		Administrative Assistant to Town Board (5)	295,865	286,854	280,716	324,857
		Executive Assistant to Town Board	59,380	59,612	58,344	-
		Subtotal	649,245	640,467	633,061	626,323
1410	Town Clerk	Town Clerk	105,000	105,000	115,000	114,983
		Deputy Town Clerk (2)	191,469	192,243	191,775	196,306
		Clerk Typist II	76,088	74,313	76,485	75,388
		Clerk Typist I	71,113	69,423	68,892	68,246
		Clark III	80,338	78,277	77,536	77,862
		Secretary to Town Board				6,155
		Sec To Town Clerk	52,325	50,669	46,219	46,356
		Accounting Assistant 1	53,386	51,477	50,419	49,227
		Subtotal	629,719	621,402	626,326	634,523
1011	Town Board Meetings & Admin	Sec Town Board	48,121	46,599	45,757	45,053
		Subtotal	48,121	46,599	45,757	45,053
1460	Records Management Officer	Res Asst To Supervisor	89,543	86,745	85,381	83,996
		Clerk Laborer I (2)	97,338	100,738	52,985	51,216
		Clerk II				8,005
		Subtotal	186,881	187,483	138,367	143,217

2020 Adopted Town Outside Village Operating Expenses

(See Page 3 for dollars)

- DEPARTMENT OF PUBLIC SAFETY
- OFFICE OF THE TOWN CLERK
- DEPARTMENT OF PLANNING AND BOARD OF ZONING APPEALS
- DEPARTMENT OF BUILDING & SAFETY INSPECTION
- PART TOWN - UNALLOCATED
- PART TOWN EMPLOYEE BENEFITS
- PART TOWN INDEBTEDNESS
- PART TOWN OTHER
- HIGHWAY DEPARTMENT ADMINISTRATION
- HIGHWAY IMPROVEMENTS
- HIGHWAY YARDS
- SNOW REMOVAL
- HIGHWAY GENERAL REPAIRS
- SIGN SHOP
- TRAFFIC SAFETY
- PUBLIC WORKS BUILDING
- PUBLIC WORKS GENERAL MAINTENANCE
- PUBLIC WORKS - VEHICLE REPAIR FACILITY
- HIGHWAY OTHER TRANSPORTATION
- HIGHWAY EMPLOYEE BENEFITS
- HIGHWAY INDEBTEDNESS
- HIGHWAY OTHER & INTERFUND TRANSFER



TOWN OF NORTH HEMPSTEAD

TOWN OUTSIDE VILLAGE	Adopted Budget 2020	Adopted Budget 2019	Actual 2018	Actual 2017
----------------------	---------------------------	---------------------------	----------------	----------------

SUMMARY & TAX LEVY

TOTAL BUDGETED/ACTUAL EXPENSES	38,264,490	37,250,923	35,113,620	34,720,831
ACTUAL FUND BALANCES AT END OF PERIOD			16,373,972	14,383,163
	<u>38,264,490</u>	<u>37,250,923</u>	<u>51,487,592</u>	<u>49,103,994</u>
TOTAL BUDGETED/ACTUAL REVENUES	11,270,448	10,363,353	10,667,409	10,685,287
APPROPRIATED FUND BALANCES APPROPRIATED ASSIGNED - LIPA PILOTs *				1,373,402
ACTUAL FUND BALANCES AT BEGINNING OF PERIOD			14,383,163	13,785,619
RAISED BY TAXATION			26,249,530	24,545,272
AMOUNT TO BE RAISED BY TAXATION	26,994,042	26,887,569		
	<u>38,264,490</u>	<u>37,250,922</u>	<u>51,300,102</u>	<u>50,389,580</u>

TAX LEVY

Class I - RESIDENTIAL PROPERTIES

Rate Determining Taxable Valuation	30,013,888	30,834,422	31,630,860	32,241,333
Tax Rate Per 100	58.445	56.226	52.833	49.234
Tax Levy	<u>17,541,492</u>	<u>17,336,868</u>	<u>16,711,658</u>	<u>15,873,609</u>

Class II - RESIDENTIAL PROPERTIES

Rate Determining Taxable Valuation	1,369,948	1,406,611	1,381,738	1,393,207
Tax Rate Per 100	25.401	24.932	23.725	22.353
Tax Levy	<u>347,983</u>	<u>350,697</u>	<u>327,815</u>	<u>311,428</u>

Class III - UTILITY PROPERTIES

Rate Determining Taxable Valuation	2,211,410	2,093,718	1,980,354	2,014,705
Tax Rate Per 100	68.683	69.276	74.050	71.263
Tax Levy	<u>1,518,852</u>	<u>1,450,450</u>	<u>1,466,443</u>	<u>1,435,741</u>

Class IV - ALL OTHER PROPERTIES

Rate Determining Taxable Valuation	19,619,289	20,316,879	19,027,487	19,667,031
Tax Rate Per 100	38.665	38.143	40.697	35.209
Tax Levy	<u>7,585,714</u>	<u>7,749,554</u>	<u>7,743,614</u>	<u>6,924,494</u>

Total Taxable Valuation	<u>53,214,535</u>	<u>54,651,630</u>	<u>54,020,439</u>	<u>55,316,276</u>
Total Levy	<u>26,994,041</u>	<u>26,887,569</u>	<u>26,249,530</u>	<u>24,545,272</u>

TOWN OF NORTH HEMPSTEAD				
TOWN OUTSIDE VILLAGE	Adopted Budget 2020	Adopted Budget 2019	Actual 2018	Actual 2017

**SECTION 3
TABLE OF CONTENT**

**BUDGETED TOTAL BY
DEPARTMENT AND RELATED DIVISIONS**

Page #	FUND - B (PART-TOWN)				
4	B - FUND REVENUES	6,596,052	6,180,546	6,533,377	5,773,948
	<i>B - FUND EXPENSES</i>				
5	DEPARTMENT OF PUBLIC SAFETY	908,707	819,630	737,183	722,642
6	OFFICE OF THE TOWN CLERK	308,034	306,752	231,203	226,999
7	DEPARTMENT OF PLANNING AND BOARD OF ZONING	1,144,289	1,064,122	1,085,622	1,070,195
8-9	DEPARTMENT OF BUILDING & SAFETY INSPECTION	4,043,877	3,897,634	3,751,919	3,577,210
10	PART TOWN - UNALLOCATED	345,661	322,241	175,085	171,816
10	PART TOWN EMPLOYEE BENEFITS	3,371,445	3,314,999	3,087,692	3,063,537
10	PART TOWN INDEBTEDNESS	51,483	-	-	-
10	PART TOWN OTHER	2,196,521	1,661,599	1,701,737	1,779,884
	TOTAL B - FUND BUDGETED EXPENSES	12,370,018	11,386,977	10,770,440	10,612,283
	FUND - DA (HIGHWAY)				
11	DA - FUND REVENUES	4,674,396	4,182,807	4,134,032	4,911,339
	<i>DA - FUND EXPENSES</i>				
12	HIGHWAY DEPARTMENT ADMINISTRATION	723,654	581,492	1,122,916	1,031,474
12	HIGHWAY IMPROVEMENTS	278,000	288,000	217,027	217,581
12	CENTRAL GARAGE	-	-	-	995,957
12	NORTH GARAGE	-	-	-	1,740,684
12	EAST GARAGE	-	-	-	488,083
12	SOUTH GARAGE	-	-	-	496,141
13	HIGHWAY YARDS AND GARAGES	4,193,730	4,476,042	4,394,789	691,875
13	SNOW REMOVAL	1,382,500	1,327,500	1,135,626	1,284,022
13	HIGHWAY GENERAL REPAIRS	1,353,500	1,113,500	1,211,648	1,342,476
14	SIGN SHOP	609,862	655,371	627,584	460,312
14	TRAFFIC SAFETY	68,817	67,118	56,250	89,035
14	PUBLIC WORKS BUILDING	266,934	245,917	185,863	186,852
14	PUBLIC WORKS GENERAL MAINTENANCE	275,000	200,000	256,701	302,648
15	PUBLIC WORKS - VEHICLE REPAIR FACILITY	1,058,610	1,095,736	719,455	931,467
15	HIGHWAY OTHER TRANSPORTATION	3,774,489	3,452,755	3,253,448	3,202,752
16	HIGHWAY EMPLOYEE BENEFITS	5,797,264	5,849,205	5,372,048	5,330,220
16	HIGHWAY INDEBTEDNESS	6,077,112	6,364,040	5,660,980	5,218,272
16	HIGHWAY OTHER & INTERFUND TRANSFER	35,000	147,270	128,843	98,697
	TOTAL DA - FUND BUDGETED EXPENSES	25,894,472	25,863,946	24,343,179	24,108,548
	TOTAL TOV BUDGETED EXPENSES	38,264,490	37,250,923	35,113,620	34,720,831

TOWN OF NORTH HEMPSTEAD				
TOWN OUTSIDE VILLAGE	Adopted Budget 2020	Adopted Budget 2019	Actual 2018	Actual 2017

B - PART TOWN

BUDGETED/ACTUAL REVENUES - PART TOWN

1081	PAYMENT IN LIEU OF TAXES	119,056	88,156	88,156	103,228
1081	PAYMENT IN LIEU OF TAXES LIPA	322,035	331,390	386,474	317,236
1090	PROPERTY TAX-INTEREST &PENALTIES	-	-	208	103
1170	FRANCHISE LICENSES	57,000	57,000	57,000	57,000
1520	PARKING ENFORCEMENT	500,000	465,000	583,340	468,573
1520.001	PARKING ENFORCEMENT - ACCESSIBLE PARKING SURCHA	6,000	4,000	6,795	6,210
1603	REGISTRAR	375,000	375,000	251,562	270,362
2110	ZONING FEES	225,000	215,000	267,381	203,140
2401	INTEREST EARNED	100,000	60,000	65,815	21,853
2555	BUILDING PERMITS	4,650,000	4,375,000	4,444,021	4,161,485
2610	COURT FINES	220,000	210,000	322,965	160,180
2680	RECOVERY OF DAMAGE TO TOWN PRPTY	-	-	5,692	4,287
2665	SALE OF EQUIPMENT	-	-	2,730	230
2770	OTHER UNCLASSIFIED REVENUE	-	-	120	61
3902	STATE AID, PLANNING STUDIES	-	-	49,500	-
5031.007	INTERFUND TRANSFER -DEBT SERVICE PREMIUM	21,961	-	-	-
TOTAL BUDGETED/ACTUAL REVENUES - PART TOWN		6,596,052	6,180,546	6,533,377	5,773,948

TOWN OF NORTH HEMPSTEAD					
TOWN OUTSIDE VILLAGE	Adopted Budget 2020	Adopted Budget 2019	Actual 2018	Actual 2017	
DEPARTMENT OF PUBLIC SAFETY					
B.06.3120. PARKING ENFORCEMENT					
1000	FULL TIME	223,944	219,232	210,027	198,276
1200	SEASONAL AND PART TIME	45,000	45,000	29,356	54,558
1300	OVERTIME	30,000	20,000	30,764	20,552
1400	NIGHT DIFFERENTIAL	10,000	5,000	8,498	6,579
	<i>Subtotal</i>	<u>308,944</u>	<u>289,232</u>	<u>278,644</u>	<u>279,966</u>
2000	CAPITAL OUTLAY AND EQUIPMENT	1,300	-	-	-
4010	STATIONERY & PRINTING	5,000	2,000	3,993	1,129
4660	UNIFORMS & LAUNDRY	4,000	2,500	1,990	2,112
4670	GAS AND OIL	4,000	4,000	3,447	3,575
4715	SERVICES RENDERED BY OTHER FUNDS	4,000	2,000	1,313	1,241
4752	R & M - OPERATING EQUIPMENT	3,000	1,500	12,036	1,410
	<i>Subtotal</i>	<u>21,300</u>	<u>12,000</u>	<u>22,779</u>	<u>9,466</u>
	TOTAL PARKING ENFORCEMENT	<u>330,244</u>	<u>301,232</u>	<u>301,423</u>	<u>289,432</u>
B.06.3625 CODE ENFORCEMENT					
1000	FULL TIME	527,563	482,998	410,716	406,069
1200	SEASONAL AND PART TIME	5,000	-	-	-
1300	OVERTIME	3,000	3,000	2,081	1,436
1400	NIGHT DIFFERENTIAL	15,000	10,000	10,305	10,089
	<i>Subtotal</i>	<u>550,563</u>	<u>495,998</u>	<u>423,102</u>	<u>417,594</u>
4010	STATIONERY & PRINTING	1,000	500	321	429
4450	CONFERENCES, SEMINARS & MEETINGS	1,000	1,000	2,370	865
4660	UNIFORMS & LAUNDRY	4,000	2,000	2,575	1,310
4670	GAS AND OIL	6,000	6,000	3,933	4,064
4715	SERVICES RENDERED BY OTHER FUNDS	7,500	7,500	576	1,044
4751	R & M - OFFICE EQUIPMENT	400	400	121	86
4752	R & M - OPERATING EQUIPMENT	6,000	5,000	828	7,165
4970	OTHER OPERATING EXPENSES	2,000	-	1,936	651
	<i>Subtotal</i>	<u>27,900</u>	<u>22,400</u>	<u>12,659</u>	<u>15,615</u>
	TOTAL CODE ENFORCEMENT	<u>578,463</u>	<u>518,398</u>	<u>435,760</u>	<u>433,210</u>
	DEPARTMENT OF PUBLIC SAFETY	<u>908,707</u>	<u>819,630</u>	<u>737,183</u>	<u>722,642</u>

TOWN OF NORTH HEMPSTEAD

TOWN OUTSIDE VILLAGE	Adopted Budget 2020	Adopted Budget 2019	Actual 2018	Actual 2017
----------------------	---------------------------	---------------------------	----------------	----------------

OFFICE OF THE TOWN CLERK

B.13.4020. REGISTRAR OF VITAL STATISTICS

1000	FULL TIME	281,084	279,802	219,970	218,371
1200	SEASONAL AND PART TIME	15,000	15,000	4,104	183
1300	OVERTIME	1,000	1,000	-	2,017
	<i>Subtotal</i>	297,084	295,802	224,074	220,571
4010	STATIONERY & PRINTING	5,000	5,000	4,091	3,187
4040	OFFICE SUPPLIES	1,000	1,000	-	484
4054	SOFTWARE SUPPORT	2,500	2,500	2,110	705
4080	PHOTOGRAPH MATERIALS	250	250	30	30
4531	EMPLOYEE TRAINING PROGRAMS	200	200	-	-
4751	R & M - OFFICE EQUIPMENT	2,000	2,000	899	2,023
	<i>Subtotal</i>	10,950	10,950	7,129	6,429
	TOTAL TOWN CLERK	308,034	306,752	231,203	226,999

TOWN OF NORTH HEMPSTEAD					
TOWN OUTSIDE VILLAGE		Adopted Budget 2020	Adopted Budget 2019	Actual 2018	Actual 2017
B.31.8020. PLANNING ADMINISTRATION					
1000	FULL TIME	705,725	678,875	707,520	646,598
1200	SEASONAL AND PART TIME	50,000	50,000	43,084	44,549
1300	OVERTIME	-	-	36	-
	<i>Subtotal</i>	755,725	728,875	750,640	691,146
4030	BOOKS AND PUBLICATIONS	200	135	135	129
4040	OFFICE SUPPLIES	150	150	-	232
4370	SURVEYS, MAPS AND SPECIAL REPORTS	16,000	1,500	-	406
4380	REPORTS OF HEARINGS, TRANSCRIPTS	5,000	100	-	-
4410	LEGAL NOTICES	100	100	-	-
4450	CONFERENCES, SEMINARS & MEETINGS	6,500	6,750	6,900	6,485
4528	PLANNING & ZONING STUDIES	96,145	55,000	44,345	46,731
4751	R & M - OFFICE EQUIPMENT	250	250	1,006	-
	<i>Subtotal</i>	124,345	63,985	52,386	53,983
	TOTAL PLANNING ADMINISTRATION	880,070	792,860	803,026	745,129
B.32.8010. BOARD MEMBERS & STAFF					
1000	FULL TIME	96,242	94,570	91,827	64,909
1200	SEASONAL AND PART TIME	68,620	68,620	68,547	68,472
	<i>Subtotal</i>	164,862	163,190	160,374	133,381
4040	OFFICE SUPPLIES	150	150	61	-
4380	REPORTS OF HEARINGS, TRANSCRIPTS	19,260	15,000	14,786	12,340
4410	LEGAL NOTICES	20,000	20,000	15,151	21,354
4450	CONFERENCES, SEMINARS & MEETINGS	150	-	-	-
4751	R & M - OFFICE EQUIPMENT	-	100	-	-
	<i>Subtotal</i>	39,560	35,250	29,997	33,694
	TOTAL BOARD MEMBERS & STAFF	204,422	198,440	190,371	167,075
B.31.8030. ENVIRONMENTAL FACILITIES					
1000	FULL TIME	59,797	72,822	46,112	75,741
1200	SEASONAL AND PART TIME	-	-	-	3,255
	<i>Subtotal</i>	59,797	72,822	46,112	78,996
	TOTAL ENVIRONMENTAL FACILITIES	59,797	72,822	46,112	78,996
	TOTAL PLANNING, BZA & ENVIRONMENTAL FACILITIES	1,144,289	1,064,122	1,085,622	1,070,195

TOWN OF NORTH HEMPSTEAD				
TOWN OUTSIDE VILLAGE	Adopted Budget 2020	Adopted Budget 2019	Actual 2018	Actual 2017

BUILDING & SAFETY INSPECTION

B.33.3620. ADMINISTRATION

1000	FULL TIME	454,970	448,428	444,561	383,197
1200	SEASONAL AND PART TIME	-	-	-	579
1300	OVERTIME	5,000	5,000	-	11,047
	<i>Subtotal</i>	459,970	453,428	444,561	394,823
2000	CAPITAL OUTLAY AND EQUIPMENT	-	-	2,293	-
4010	STATIONERY & PRINTING	1,000	1,000	-	852
4020	POSTAGE	-	50	-	-
4030	BOOKS AND PUBLICATIONS	200	500	-	-
4040	OFFICE SUPPLIES	8,000	10,000	7,401	6,165
4450	CONFERENCES, SEMINARS & MEETINGS	2,000	5,000	-	2,000
4527	CONSULTING & PROFESSIONAL SERVICES	-	-	-	39,806
4670	GAS AND OIL	15,000	15,000	14,314	11,433
4715	SERVICES RENDERED BY OTHER FUNDS	1,000	1,000	564	-
4751	R & M - OFFICE EQUIPMENT	-	750	-	-
4752	R & M - OPERATING EQUIPMENT	1,000	1,000	5,630	13,126
	<i>Subtotal</i>	28,200	34,300	27,910	73,382
	TOTAL ADMINISTRATION	488,170	487,728	474,764	468,204

B.33.3621. BUILDING INSPECTION

1000	FULL TIME	1,036,286	1,016,239	970,095	933,681
1200	SEASONAL AND PART TIME	-	-	-	379
1300	OVERTIME	23,000	20,000	19,185	27,410
	<i>Subtotal</i>	1,059,286	1,036,239	989,280	961,469
2000	CAPITAL OUTLAY AND EQUIPMENT	-	-	(38,531)	-
4010	STATIONERY & PRINTING	100	100	91	-
4080	PHOTOGRAPH MATERIALS	-	50	-	-
4299	RENTALS - MISCELLANEOUS	50	50	25	-
4450	CONFERENCES, SEMINARS & MEETINGS	3,000	3,000	3,284	980
4660	UNIFORMS & LAUNDRY	10,000	-	-	-
4715	SERVICES RENDERED BY OTHER FUNDS	4,000	4,000	4,260	3,457
4751	R & M - OFFICE EQUIPMENT	-	-	-	-
4752	R & M - OPERATING EQUIPMENT	10,000	15,000	8,040	4,767
4970	OTHER OPERATING EXPENSES	1,000	7,500	9,099	8,195
	<i>Subtotal</i>	28,150	29,700	(13,732)	17,398
	TOTAL BUILDING INSPECTION	1,087,436	1,065,939	975,548	978,868

TOWN OF NORTH HEMPSTEAD					
TOWN OUTSIDE VILLAGE	Adopted Budget 2020	Adopted Budget 2019	Actual 2018	Actual 2017	
B.33.3622. PLANS EXAMINATION					
1000	FULL TIME	1,807,044	1,667,981	1,603,534	1,392,056
1200	SEASONAL AND PART TIME	40,000	60,000	57,106	77,994
1300	OVERTIME	100,000	100,000	138,573	168,469
	<i>Subtotal</i>	1,947,044	1,827,981	1,799,213	1,638,518
4010	STATIONERY & PRINTING	100	100	-	-
4030	BOOKS AND PUBLICATIONS	100	100	-	-
4040	OFFICE SUPPLIES	100	100	-	-
4751	R & M - OFFICE EQUIPMENT	100	100	-	-
	<i>Subtotal</i>	400	400	-	-
TOTAL PLANS EXAMINATION		1,947,444	1,828,381	1,799,213	1,638,518
BUILDING & SAFETY INSPECTION (cont)					
B.33.3623. RENTALS, LICENSES & ENFORCEMENT					
1000	FULL TIME	441,164	432,325	417,739	409,218
1200	SEASONAL AND PART TIME	-	-	-	2,835
1300	OVERTIME	500	500	1,618	1,587
	<i>Subtotal</i>	441,664	432,825	419,356	413,640
4010	STATIONERY & PRINTING	50	50	-	-
4080	PHOTOGRAPH MATERIALS	50	50	-	-
4751	R & M - OFFICE EQUIPMENT	50	50	-	-
4970	OTHER OPERATING EXPENSES	200	1,000	-	-
	<i>Subtotal</i>	350	1,150	-	-
TOTAL RENTALS, LICENSES & ENFORCEMENT		442,014	433,975	419,356	413,640
B.33.3626. LICENSING BOARD					
1000	FULL TIME	65,763	64,561	64,338	61,539
1200	SEASONAL AND PART TIME	10,000	15,000	9,807	11,739
1300	OVERTIME	3,000	2,000	8,892	4,701
	<i>Subtotal</i>	78,763	81,561	83,038	77,980
4010	STATIONERY & PRINTING	50	50	-	-
TOTAL LICENSING BOARD		78,813	81,611	83,038	77,980
TOTAL BUILDINGS & SAFETY INSPECTION		4,043,877	3,897,634	3,751,919	3,577,210
TOTAL PART TOWN ALLOCATED DEPARTMENT		6,404,908	6,088,138	5,805,926	5,597,046

TOWN OF NORTH HEMPSTEAD					
TOWN OUTSIDE VILLAGE	Adopted Budget 2020	Adopted Budget 2019	Actual 2018	Actual 2017	
PART TOWN - UNALLOCATED					
B.00.9999. UNALLOCATED					
4200	MANDATORY DRUG TESTING	400	400	174	246
4261	INSURANCE, FIRE & LIABILITY ETC.	121,725	70,000	64,584	52,452
4292	RENTALS - BUILDINGS	85,536	81,000	82,215	69,750
4400	CONTINGENCY	120,000	120,841	-	1,887
4933	REMOVAL/ DISPOSAL	-	-	3,113	7,483
4429	PROFESSIONAL SERVICES	-	25,000	-	-
4429.001	PROFESSIONAL SERVICES AUDITOR	18,000	25,000	25,000	40,000
	<i>Subtotal</i>	<u>345,661</u>	<u>322,241</u>	<u>175,085</u>	<u>171,816</u>
EMPLOYEE BENEFITS					
B.04.9010 STATE RETIREMENT					
8010	NYS EMPLOYEE RETIREMENT ANNUAL EXPENSES	830,527	825,068	759,279	812,964
8011	NYS EMPLOYEE RETIREMENT DEFERRAL REPAYMEN	159,012	150,998	154,573	170,027
8030	SOCIAL SECURITY TAXES - EMPLOYER	450,000	476,000	425,236	415,565
1980	METROPOLITAN COMMUTER TRANSPORTATION TAX	14,000	14,000	4,931	9,818
8040	WORKERS' COMPENSATION	150,000	125,000	162,121	165,626
8050	UNEMPLOYMENT EXPENSES	5,000	5,000	-	-
8055	DISABILITY INSURANCE	200	200	-	26
8061	HEALTH	1,605,814	1,571,829	1,444,457	1,357,775
8062	DENTAL	104,738	99,750	82,964	84,619
8063	OPTICAL	7,000	7,000	5,896	6,043
4525	CSEA LEGAL FEES	5,154	5,154	4,500	2,400
8064	HEALTH & MEDICAL REIMBURSEMENT	40,000	35,000	43,735	38,675
	TOTAL EMPLOYEE BENEFITS	<u>3,371,445</u>	<u>3,314,999</u>	<u>3,087,692</u>	<u>3,063,537</u>
INDEBTEDNESS					
9901.716	INTERFUND TRANSFER PRINCIPAL S.B.	21,439	-	-	-
9901.717	INTERFUND TRANSFER INTEREST S.B.	30,044	-	-	-
	TOTAL INTERFUND TRANSFER - SERIAL BONDS	<u>51,483</u>	<u>-</u>	<u>-</u>	<u>-</u>
	TOTAL INDEBTEDNESS	<u>51,483</u>	<u>-</u>	<u>-</u>	<u>-</u>
OTHER					
4980	ADMINISTRATIVE CHARGE	2,196,521	910,388	990,938	984,862
4983	ADMIN SERVICES ADMINISTRATIVE CHARGE	-	572,052	527,609	513,076
4985	TOWN ATTORNEY ADMINISTRATIVE CHARGE	-	113,825	108,388	122,801
4988	ADMINISTRATIVE CHARGE - PS	-	65,333	74,802	159,145
	TOTAL OTHER	<u>2,196,521</u>	<u>1,661,599</u>	<u>1,701,737</u>	<u>1,779,884</u>
	TOTAL PART TOWN - UNALLOCATED	<u>5,965,110</u>	<u>5,298,839</u>	<u>4,964,514</u>	<u>5,015,238</u>
	TOTAL PART TOWN	<u>12,370,018</u>	<u>11,386,977</u>	<u>10,770,440</u>	<u>10,612,283</u>

TOWN OF NORTH HEMPSTEAD

TOWN OUTSIDE VILLAGE		Adopted Budget 2020	Adopted Budget 2019	Actual 2018	Actual 2017
DA - HIGHWAY					
BUDGETED/ACTUAL REVENUES - Highway					
1030	REAL PROPERTY TAX - SPECIAL ASSESSMENT	12,000	12,000	5,336	12,003
1081	PAYMENT IN LIEU OF TAXES	454,260	336,361	336,361	375,789
1081.001	PAYMENT IN LIEU OF TAXES - LIPA	1,228,725	1,264,420	1,209,337	1,154,856
1090	PROPERTY TAX - INTEREST & PENALTIES	-	-	792	348
2300	TRANSPORTATION SERVICES - OTHER GOVERNMENT	75,000	50,000	64,097	40,978
2401	INTEREST EARNED	100,000	60,000	67,717	21,846
2410	RENTAL OF REAL PROPERTY	59,301	65,000	53,679	50,217
2650	RECYCLING - ALL OTHER	-	-	708	1,133
2665	SALE OF EQUIPMENT	60,000	30,000	20,940	140,986
2680	RECOVERY OF DAMAGE TO TOWN PROPERTY	-	-	17,773	-
2701	REFUND OF PRIOR YEAR EXPENDITURE	-	-	19,481	387,806
2770	OTHER UNCLASSIFIED REVENUE	-	-	6,666	6,825
2771	MISCELLANEOUS PERMITS	700,000	900,000	662,303	1,015,270
2801	INTERFUND REVENUES	95,000	-	89,742	104,709
2801.041	INTERFUND REVENUES	-	-	159,498	152,750
3502	CONSOLIDATED HIGHWAY AID - CAPITAL	762,366	513,600	763,072	762,707
4960	FEDERAL AID, EMERGENCY DISASTER ASSISTANCE	-	-	43,421	-
5031.005	INTERFUND TRANSFER TOWN SPECIAL DISTRICTS	502,425	586,426	593,289	591,189
5031.007	INTERFUND TRANSFER DEBT SERVICE PREMIUM - B/A	238,407	347,000	1,823	76,427
5031.008	INTERFUND TRANSFER CAP PROJECT INTEREST	152,595	18,000	18,000	15,500
5031.010	INTERFUND TRANSFER DEBT SERVICE	234,318	-	-	-
	TOTAL BUDGETED REVENUE - HIGHWAY	4,674,396	4,182,807	4,134,032	4,911,339

TOWN OF NORTH HEMPSTEAD				
TOWN OUTSIDE VILLAGE	Adopted Budget 2020	Adopted Budget 2019	Actual 2018	Actual 2017

DEPARTMENT OF PUBLIC WORKS - HIGHWAY DIVISION

DA.07.5220. ADMINISTRATION

1000	FULL TIME	633,154	503,992	996,376	950,459
1200	SEASONAL AND PART TIME	-	-	-	1,571
1300	OVERTIME	20,000	15,000	72,751	29,054
	<i>Subtotal</i>	<u>653,154</u>	<u>518,992</u>	<u>1,069,127</u>	<u>981,083</u>

4010	STATIONERY & PRINTING	5,000	5,000	3,358	4,917
4020	POSTAGE	-	-	-	-
4080	PHOTOGRAPH MATERIALS	-	-	20	-
4190	TELEPHONE & COMMUNICATIONS	14,000	14,000	9,918	13,007
4221	GPS TRACKING	30,000	30,000	25,878	26,899
4210	WATER	-	-	25	-
4450	CONFERENCES, SEMINARS & MEETINGS	1,000	1,000	380	315
4740	T.P.S. - OPERATING EQUIPMENT	-	-	68	-
4752	R & M - OPERATING EQUIPMENT	500	500	-	78
4756	R & M - FLEET WASHING	20,000	12,000	14,143	5,175
	<i>Subtotal</i>	<u>70,500</u>	<u>62,500</u>	<u>53,789</u>	<u>50,391</u>

TOTAL ADMINISTRATION 723,654 581,492 1,122,916 1,031,474

DA.07.5112. IMPROVEMENTS

4740	T.P.S-OPERATING EQUIPMENT	145,000	145,000	119,091	101,651
4744	T.P.S - HIGHWAY MAINTENANCE	30,000	50,000	21,047	39,235
4771	BITUMINOUS	85,000	75,000	71,889	76,695
4772	STONE & SAND	18,000	18,000	5,000	-
	TOTAL IMPROVEMENTS	<u>278,000</u>	<u>288,000</u>	<u>217,027</u>	<u>217,581</u>

DA.07.5113. CENTRAL GARAGE (all garages combined 2018)

1000	FULL TIME	-	-	-	911,947
1200	SEASONAL AND PART TIME	-	-	-	7,527
1300	OVERTIME	-	-	-	76,482
	TOTAL CENTRAL GARAGE (DPW)	<u>-</u>	<u>-</u>	<u>-</u>	<u>995,957</u>

DA.07.5114. NORTH GARAGE (all garages combined 2018)

1000	FULL TIME	-	-	-	1,576,840
1300	OVERTIME	-	-	-	163,845
	TOTAL NORTH GARAGE (SWMA)	<u>-</u>	<u>-</u>	<u>-</u>	<u>1,740,684</u>

DA.07.5115. EAST GARAGE (all garages combined 2018)

1000	FULL TIME	-	-	-	446,749
1300	OVERTIME	-	-	-	41,333
	TOTAL EAST GARAGE (WESTBURY)	<u>-</u>	<u>-</u>	<u>-</u>	<u>488,083</u>

DA.07.5116. SOUTH GARAGE (all garages combined 2018)

1000	FULL TIME	-	-	-	456,144
1300	OVERTIME	-	-	-	39,997
	TOTAL SOUTH GARAGE (ALBERTSON)	<u>-</u>	<u>-</u>	<u>-</u>	<u>496,141</u>

TOWN OF NORTH HEMPSTEAD				
TOWN OUTSIDE VILLAGE	Adopted Budget 2020	Adopted Budget 2019	Actual 2018	Actual 2017

DEPARTMENT OF PUBLIC WORKS - HIGHWAY DIVISION (cont)

DA.07.5117. HIGHWAY YARDS & GARAGES (previously called SHORE ROAD YARD now reflects all garages)

1000	FULL TIME	3,840,730	4,175,042	3,895,803	560,579
1300	OVERTIME	300,000	254,000	461,074	92,304
	<i>Subtotal</i>	<u>4,140,730</u>	<u>4,429,042</u>	<u>4,356,878</u>	<u>652,883</u>

4210	WATER	2,000	1,000	953	300
4220	HEATING/NATURAL GAS	15,000	10,000	5,418	2,144
4740	T.P.S. - OPERATING EQUIPMENT	12,000	12,000	12,181	14,072
4743	T.P.S. - PLANT & GROUNDS	9,000	9,000	6,529	9,632
4752	R & M - OPERATING EQUIPMENT	5,000	5,000	980	-
8410	ELECTRICITY	10,000	10,000	11,851	12,844
	<i>Subtotal</i>	<u>53,000</u>	<u>47,000</u>	<u>37,911</u>	<u>38,992</u>

HIGHWAY YARDS & GARAGES 4,193,730 4,476,042 4,394,789 691,875

DA.07.5142. SNOW REMOVAL

1300	OVERTIME	400,000	450,000	288,248	317,366
	<i>Subtotal</i>	<u>400,000</u>	<u>450,000</u>	<u>288,248</u>	<u>317,366</u>

2000	CAPITAL OUTLAY AND EQUIPMENT	20,000	15,000	16,640	7,569
4299.001	RENTALS-MISC. equipment	200,000	150,000	140,260	-
4690	SAND, SALT ETC.	600,000	550,000	590,631	721,257
4740	T.P.S. - OPERATING EQUIPMENT	150,000	150,000	99,847	233,364
4752	R & M - OPERATING EQUIPMENT	12,500	12,500	-	4,466
	<i>Subtotal</i>	<u>982,500</u>	<u>877,500</u>	<u>847,379</u>	<u>966,656</u>

TOTAL SNOW REMOVAL 1,382,500 1,327,500 1,135,626 1,284,022

DA.07.5221. GENERAL REPAIRS

4210	WATER	500	500	413	471
4220	HEATING/NATURAL GAS	65,000	40,000	53,074	39,416
4660	UNIFORMS & LAUNDRY	35,000	35,000	32,614	27,741
4670	GAS AND OIL	225,000	200,000	233,951	204,156
4740	T.P.S. - OPERATING EQUIPMENT	630,000	500,000	634,585	735,385
4743	T.P.S. - PLANT & GROUNDS	80,000	50,000	59,876	24,915
4744	T.P.S. - HIGHWAY MAINTENANCE	30,000	15,000	9,293	12,767
4930	CONTRACTUAL SERVICES	15,000	15,000	-	-
4745	T.P.S. - TIRES, TUBES ETC.	70,000	70,000	37,009	81,789
4752	R & M - OPERATING EQUIPMENT	50,000	35,000	9,548	31,975
4753	R & M - PLANT & GROUNDS	20,000	20,000	26,785	17,695
4780	LANDSCAPING	115,000	115,000	99,565	156,525
8410	ELECTRICITY	18,000	18,000	14,936	9,641
	<i>Subtotal</i>	<u>1,353,500</u>	<u>1,113,500</u>	<u>1,211,648</u>	<u>1,342,476</u>

TOTAL GENERAL REPAIRS 1,353,500 1,113,500 1,211,648 1,342,476

TOWN OF NORTH HEMPSTEAD				
TOWN OUTSIDE VILLAGE	Adopted Budget 2020	Adopted Budget 2019	Actual 2018	Actual 2017

DEPARTMENT OF PUBLIC WORKS - HIGHWAY DIVISION (cont)

DA.07.5222. SIGN SHOP

1000	FULL TIME	419,862	502,371	441,122	301,019
1300	OVERTIME	50,000	25,000	71,227	49,561
	<i>Subtotal</i>	<u>469,862</u>	<u>527,371</u>	<u>512,349</u>	<u>350,580</u>
4740	T.P.S. - OPERATING EQUIPMENT	30,000	18,000	18,659	17,084
4744	T.P.S. - HIGHWAY MAINTENANCE	110,000	110,000	96,577	92,648
	<i>Subtotal</i>	<u>140,000</u>	<u>128,000</u>	<u>115,236</u>	<u>109,732</u>
	TOTAL SIGN SHOP	<u>609,862</u>	<u>655,371</u>	<u>627,584</u>	<u>460,312</u>

DA.07.5223. TRAFFIC SAFETY

1000	FULL TIME	68,817	67,118	56,250	88,911
	<i>Subtotal</i>	<u>68,817</u>	<u>67,118</u>	<u>56,250</u>	<u>88,911</u>
4970	OTHER OPERATING EXPENSES	-	-	-	124
	<i>Subtotal</i>	<u>-</u>	<u>-</u>	<u>-</u>	<u>124</u>
	TOTAL TRAFFIC SAFETY	<u>68,817</u>	<u>67,118</u>	<u>56,250</u>	<u>89,035</u>

HIGHWAY DIVISION TOTAL 8,610,063 8,509,023 8,765,841 8,837,640

DA.07.5224. PUBLIC WORKS BUILDING

1000	FULL TIME	47,434	46,417	45,025	7,129
1300	OVERTIME	2,500	2,500	734	11
	<i>Subtotal</i>	<u>49,934</u>	<u>48,917</u>	<u>45,760</u>	<u>7,140</u>
4210	WATER	2,000	2,000	1,809	1,303
4220	HEATING/NATURAL GAS	70,000	70,000	31,916	71,636
4743	T.P.S. - PLANT & GROUNDS	20,000	10,000	5,686	9,635
4753	R & M - PLANT & GROUNDS	25,000	15,000	19,295	14,297
4930	CONTRACTUAL SERVICES	10,000	10,000	-	3,704
8410	ELECTRICITY	90,000	90,000	81,398	79,138
	<i>Subtotal</i>	<u>217,000</u>	<u>197,000</u>	<u>140,104</u>	<u>179,712</u>
	TOTAL PUBLIC WORKS BUILDING	<u>266,934</u>	<u>245,917</u>	<u>185,863</u>	<u>186,852</u>

DA.07.5225. PUBLIC WORKS GENERAL MAINTENANCE

1000	FULL TIME	-	-	14,966	-
1200	SEASONAL AND PART TIME	275,000	200,000	241,713	302,479
1300	OVERTIME	-	-	23	169
	TOTAL PUBLIC WORKS GENERAL MAINTENANCE	<u>275,000</u>	<u>200,000</u>	<u>256,701</u>	<u>302,648</u>

TOWN OF NORTH HEMPSTEAD					
TOWN OUTSIDE VILLAGE	Adopted Budget 2020	Adopted Budget 2019	Actual 2018	Actual 2017	
DEPARTMENT OF PUBLIC WORKS (cont)					
DA.07.5146. PUBLIC WORKS - VEHICLE REPAIR FACILITY					
1000	FULL TIME	901,610	914,736	530,198	722,246
1200	SEASONAL AND PART TIME	-	-	-	4,795
1300	OVERTIME	20,000	15,000	73,287	68,485
	<i>Subtotal</i>	921,610	929,736	603,485	795,525
4220	HEATING/NATURAL GAS	15,000	10,000	11,166	7,754
4660	UNIFORMS & LAUNDRY	1,500	1,500	345	1,096
4670	GAS AND OIL	5,000	1,000	1,220	50
4715	SERVICES RENDERED BY OTHER FUNDS	-	-	-	-
4743	T.P.S. - PLANT & GROUNDS	500	500	1,500	459
4745	T.P.S. - TIRES, TUBES ETC.	5,000	5,000	5,431	-
4752	R & M - OPERATING EQUIPMENT	55,000	80,000	53,952	55,241
4753	R & M - PLANT & GROUNDS	5,000	8,000	5,862	16,757
8410	ELECTRICITY	50,000	60,000	36,494	54,585
	<i>Subtotal</i>	137,000	166,000	115,970	135,942
TOTAL PUBLIC WORKS - VEHICLE REPAIR FACILITY		1,058,610	1,095,736	719,455	931,467
TOTAL DEPARTMENT OF PUBLIC WORKS		1,600,544	1,541,653	1,162,019	1,420,967
DA.00.5989 HIGHWAY OTHER TRANSPORTATION					
4200	MANDATORY DRUG TESTING	5,000	4,000	3,566	5,189
4261	INSURANCE, FIRE & LIABILITY ETC.	173,325	125,000	124,001	115,930
4400	CONTINGENCY	236,860	236,860	-	5,520
4429	PROFESSIONAL SERVICES	5,000	-	-	-
4429.001	PROFESSIONAL SERVICES AUDITOR	45,000	45,000	45,000	70,000
4430	FISCAL AGENT FEES	-	10,000	-	-
4760	TIPPING FEES - LANDFILL	650,000	640,000	726,557	630,341
4980	ADMINISTRATIVE CHARGE	2,659,304	1,850,834	1,930,769	2,011,256
4980.001	DPW ADMINISTRATIVE CHARGE	-	257,159	171,305	71,473
4985	TOWN ATTORNEY ADMINISTRATIVE CHARGE	-	283,901	252,250	293,043
TOTAL HIGHWAY OTHER TRANSPORTATION		3,774,489	3,452,755	3,253,448	3,202,752
DA.00.8760 HIGHWAY EMERGENCY DISASTER WORK					
2000	CAPITAL OUTLAY AND EQUIPMENT	-	-	-	-
	<i>Subtotal</i>	-	-	-	-
TOTAL HIGHWAY EMERGENCY DISASTER WORK		-	-	-	-
TOTAL HIGHWAY ALLOCATED DEPARTMENTAL TOTAL		13,985,096	13,503,431	13,181,309	13,461,359

TOWN OF NORTH HEMPSTEAD

TOWN OUTSIDE VILLAGE		Adopted Budget 2020	Adopted Budget 2019	Actual 2018	Actual 2017
EMPLOYEE BENEFITS					
8010	NYS EMPLOYEE RETIREMENT ANNUAL EXPENSES	976,446	1,079,205	970,241	976,577
8011	NYS EMPLOYEE RETIREMENT DEFERRAL REPAYMENT	186,950	197,509	197,602	205,693
1980.4	METROPOLITAN COMMUTER TRANSPORTATION TAX	19,000	19,000	6,546	13,340
8030	SOCIAL SECURITY TAXES - EMPLOYER	570,000	570,000	538,920	566,369
8040	WORKERS' COMPENSATION	500,000	450,000	382,359	495,741
8050	UNEMPLOYMENT EXPENSES	20,000	20,000	3,045	21,488
8055	DISABILITY INSURANCE	100	100	-	31
8061	HEALTH	3,346,168	3,341,667	3,126,961	2,894,772
8062	DENTAL	144,428	137,550	115,312	118,156
8063	OPTICAL	10,700	10,700	8,213	8,345
4525	CSEA LEGAL FEES	7,474	7,474	8,100	5,000
8064	HEALTH & MEDICAL REIMBURSEMENT	16,000	16,000	14,750	24,708
	TOTAL EMPLOYEE BENEFITS	5,797,264	5,849,205	5,372,048	5,330,220
INDEBTEDNESS					
9736	PRINCIPAL - BANS	-	-	-	270,000
9901.737	INTEREST - BANS	-	-	3,170	122,576
	TOTAL BOND ANTICIPATION NOTES	-	-	3,170	392,576
9901.716	INTERFUND TRANSFER PRINCIPAL S.B.	4,387,675	4,666,461	4,154,399	3,684,477
9901.717	INTERFUND TRANSFER INTEREST S.B.	1,689,437	1,697,579	1,503,411	1,141,219
	TOTAL INTERFUND TRANSFER - SERIAL BONDS	6,077,112	6,364,040	5,657,810	4,825,696
	TOTAL INDEBTEDNESS	6,077,112	6,364,040	5,660,980	5,218,272
INTERFUND TRANSFER - OTHER					
4991	INTERFUND TRANSFER- Debt Service Charge	-	112,270	93,843	63,697
9901.004	INTERFUND TRANSFER TORT RESERVE/LITIGATION	10,000	10,000	10,000	10,000
9901.005	INTERFUND TRANSFER W/C RESERVE	25,000	25,000	25,000	25,000
	TOTAL INTERFUND TRANSFER - OTHER	35,000	147,270	128,843	98,697
	TOTAL INDEBTEDNESS & INTERFUND TRANSFER	6,112,112	6,511,310	5,789,823	5,316,969
	TOTAL HIGHWAY BUDGETED/ACTUAL EXPENSES	25,894,472	25,863,946	24,343,179	24,108,548
	TOTAL TOWN OUTSIDE VILLAGE	38,264,490	37,250,923	35,113,620	34,720,831

THIS PAGE INTENTIONALLY LEFT BLANK

Town of North Hempstead
Town Outside Village Fund
Full Time - Salary Listing

Dept #	Department	Title (Number of Positions)	Adopted	Adopted	Actual	Actual
			Budget	Budget	2018	2017
			2020	2019		
Public Safety						
3120	Parking Enforcement	Parking Meter Servicer (4)	223,944	215,992	216,858	202,951
		Subtotal	223,944	215,992	216,858	202,951
3625	Code Enforcement	Zoning Inspector I	90,424	87,502	86,682	86,104
		Code Enforcement Inspector (4)	240,814	197,186	143,259	132,648
		Clerk Typist III	81,724	79,850	79,224	78,518
		Public Safety Officer I (2)	114,601	111,321	109,307	107,788
		Subtotal	527,563	475,859	418,472	405,058
3989	Security	Public Safety Officer III				2,803
		Public Safety Officer II				2,631
		Public Safety Officer I (9)		-		19,906
		Subtotal	-	-	-	22,709
4020	Town Clerk	Registrar	10,000	10,000		
		Deputy Registrar	3,000	3,000		
		Sub-registrars	12,000	15,000		
		Community Liason Aide	57,713	55,902	58,019	57,903
		Clerk Labor I	48,669	45,988		
		Clerk Typist II (2)	149,702	146,191	151,162	149,962
		Subtotal	281,084	276,081	209,181	207,865
Planning						
8020	Administration	Commissioner	163,555	148,200	145,526	150,095
		Planner III (2)	233,740	133,374	219,140	126,497
		Planner II (2)	189,365	193,929	175,757	189,501
		Planner I		81,362		74,733
		Environmental Control Specialist	119,065	112,015	106,577	109,051
		Secretary to Commissioner	-	-	44,145	
		Subtotal	705,725	668,880	691,144	649,876
8010	Board of Zoning Appeals	Secretary to BZA	96,242	93,196	91,515	65,321
		Subtotal	96,242	93,196	91,515	65,321
8030	Environmental Facilities	Chief Sustainability Officer				39,608
		Environmental Control Trainee	59,797			
		Recreation Aide		71,746	45,668	34,435
		Subtotal	59,797	71,746	45,668	74,042

Town of North Hempstead
Town Outside Village Fund
Full Time - Salary Listing

Dept #	Department	Title (Number of Positions)	Adopted Budget 2020	Adopted Budget 2019	Actual 2018	Actual 2017
	Building					
3620	Administration	Commissioner	122,673	118,790	116,646	118,622
		Deputy Commissioner	102,735	99,483	97,689	
		Resident Advocate	85,549	82,841	81,346	82,751
		Secretary to Building Commissioner (2)	144,013	140,777	138,722	124,972
		Clerk Laborer				57,417
		Subtotal	454,970	441,891	434,404	383,762
3621	Building Inspection	Building Inspector I (7)	482,153	464,575	445,664	382,128
		Deputy Commissioner				77,464
		Building Inspector II	100,179	97,777	96,762	98,840
		Plumbing Inspector I (4)	266,741	256,474	233,884	201,702
		Plumbing Inspector II	94,057	91,610	90,566	92,440
		Multi-Residence Inspector I	93,156	90,785	89,910	89,351
		Subtotal	1,036,286	1,001,221	956,786	941,925
3622	Plans Examination	Deputy Commissioner	109,045	105,593	103,688	107,060
		Building Inspector I	62,538			
		Building Plans Examiner II	94,269	90,794	88,595	85,994
		Building Plans Examiner I (7)	611,217	588,587	545,320	377,793
		Architect	139,643	136,146	134,916	208,336
		Architectural Drafter I	84,120	81,171	79,555	81,845
		Clerk I	66,357	64,656	64,046	63,457
		Clerk Laborer (12)	639,855	576,411	550,097	470,890
		Subtotal	1,807,044	1,643,358	1,566,215	1,395,376
3623	Rental, Licenses & Enforcement	Asst To Comm BSI&E For Admin				
		Building Inspector I (5)	345,152	332,122	324,060	321,712
		Administrative Assistant	96,012	93,814	93,179	92,441
		Subtotal	441,164	425,936	417,239	414,154
3626	Licensing Boards	Research Assistant	65,763	63,607	61,969	61,379
		Subtotal	65,763	63,607	61,969	61,379

Town of North Hempstead
Town Outside Village Fund
Full Time - Salary Listing

Dept #	Department	Title (Number of Positions)	Adopted	Adopted	Actual	Actual
			Budget	Budget	2018	2017
			2020	2019		
Highway						
5220	Administration	Superintendent of Highways	140,000			
		Acting Superintendent of Highways/Dep Comm DPW	106,573			148,108
		Acting Superintendent of Highways/Admin Asst to Sup		126,850	124,561	122,126
		Administrative Assistant	66,865	64,297	62,781	40,677
		Highway Maintenance Supervisor I (3)			329,436	223,790
		Highway Construction Supervisor				88,930
		Auto Parts Storekeeper	98,648	90,785	89,870	88,930
		Safety Coordinator				4,069
		Accounting Assistant II	73,690	71,848	71,200	71,549
		Law Clerk	79,596	76,610	74,878	72,787
		Automotive Mechanic			87,159	
		Equipment Operator I			50,722	
		Equipment Operator II			56,308	
		Labor Supervisor			65,242	
		Maintenance Plumber			66,897	
		Sign Painter			51,982	
		Sign Shop Supervisor II			96,042	
		Clerk II	67,782	66,185	65,694	66,114
		Laborer I				27,117
		Subtotal	633,154	496,575	1,292,773	954,196
5113	Central Garage	Highway Construction Supervisor				114,673
		Automotive Lead Mechanic				79,370
		Automotive Mechanic (6)				159,401
		Automotive Servicer (3)				39,194
		Labor Supervisor I (2)				71,239
		Equipment Operator II				15,430
		Equipment Operator III (3)				243,034
		Laborer I (3)				159,241
		Laborer II (2)				55,302
		Subtotal	-	-	-	936,885
5114	North Garage	Highway Construction Supervisor (2)				73,620
		Equipment Operator Trainee				75,372
		Equipment Operator I (3)				250,937
		Equipment Operator II (5)				201,911
		Equipment Operator III				211,188
		Maintenance Plumber				32,994
		Maintenance Mason				79,212
		Labor Supervisor I (2)				157,406
		Laborer I (7)				353,910
		Laborer II (2)				147,685
		Subtotal	-	-	-	1,584,237
5115	East Garage	Equipment Operator I (2)				37,762
		Equipment Operator II				162,272
		Labor Supervisor I				107,663
		Highway Supervisor I				42,243
		Laborer I (2)				46,421
		Equipment Operator I				52,918
		Subtotal	-	-	-	449,281

Town of North Hempstead
Town Outside Village Fund
Full Time - Salary Listing

Dept #	Department	Title (Number of Positions)	Adopted Budget 2020	Adopted Budget 2019	Actual 2018	Actual 2017
Highway (cont'd)						
5116	South Garage	Highway Construction Supervisor				14,616
		Equipment Operator I (2)				66,255
		Equipment Operator III				22,195
		Labor Supervisor I				135,910
		Laborer I (5)				215,714
		Laborer II				
		Subtotal	-	-	-	454,689
5117	Highway Yards & Garages	Equipment Operator I (8)	444,935	280,334	223,188	-
		Equipment Operator II (5)	382,198	602,304	542,541	80,892
		Equipment Operator III (4)	332,855	654,040	632,759	46,519
		Equipment Operator Trm (7)	345,308	194,266	175,816	71,904
		Hwy Construction Supv (7)	582,126	520,870	564,538	76,016
		Hwy Maint Supervisor I (2)	220,039	344,062		45,633
		Labor Supervisor I (5)	372,515	439,038	433,511	24,973
		Laborer I (18)	869,595	723,290	708,609	192,984
		Laborer II (3)	176,417	171,061	167,849	-
		Maintenance Mason	56,592	133,281	131,257	-
		Auto Mechanic			82,324	
		Auto Lead Mechanic			191,696	
		Auto Servicer			24,887	
		Storeyard Supervisor	58,150	50,796	49,582	
		Subtotal	3,840,730	4,113,342	3,928,555	538,920
5222	Signs	Auto Mechanic	89,668	87,693		86,559
		Equipment Operator Trainee		51,819		51,782
		Equipment Operator I	53,773			
		Equipment Operator II	51,685	57,550		
		Equipment Operator III		66,595		17,901
		Labor Supervisor I	69,043			
		Maintenance Plumber		80,255		
		Laborer II		54,083		48,565
		Sign Painter	56,205			
		Sign Shop Supervisor II	99,488	96,952		95,073
		Subtotal	419,862	494,947	-	299,880
5223	Traffic Safety	Traffic Systems Inspection I		66,126	3,215	88,588
		Traffic Engineer I	68,817		34,548	
		Subtotal	68,817	66,126	37,763	88,588
5224	Public Works Building	Laborer I	47,434	45,731	44,815	5,187
		Subtotal	47,434	45,731	44,815	5,187
5146	Public Works Vehicle Repair	Automotive Lead Mechanic (3)	238,911	159,569	140,910	124,464
		Automotive Mechanic (7)	471,912	555,866	213,609	300,924
		Equipment Operator 1			52,259	51,180
		Labor Supervisor I	84,288	82,139	81,352	80,554
		Laborer I				50,291
		Laborer II				67,746
		Automotive Servicer (2)	106,499	103,644	31,231	48,753
		Subtotal	901,610	901,218	519,361	723,911



**TOWN OPERATED SPECIAL DISTRICTS
TABLE OF CONTENTS**

<u>FUND</u>	<u>DISTRICT</u>	<u>PAGE #</u>
	<u>FIRE PROTECTION DISTRICTS</u>	
SF121	Albertson	1
SF122	Carle Place	2
SF123	Floral Park Centre	3
SF124	Glenwood	4
SF125	Great Neck	5
SF126	Port Washington	6
SF127	Roslyn	7
	<u>GARBAGE DISTRICTS</u>	
SR131	Albertson-Searingtown-Herricks	8
SR133	Great Neck	9
SR135	Manhasset	10
SR136	New Cassel	11
SR139	New Hyde Park-Garden City Park-Floral Park Centre	12
SL014	Lighting District	13-14
	<u>PARK DISTRICTS</u>	
SP152	Harbor Hills	15-16
SP155	Manhasset Bay	17
SP154	Clinton G. Martin	18-19
SP156	Levitt Park at Roslyn Heights	20
ST016	Port Washington Public Parking	21-23
SM017	Sidewalk District	24-25
SW018	Great Neck Water District	26
TOSDs	Full Time Salary Listing	27

Town of North Hempstead					
Town Operated Special Districts	Adopted	Adopted	Actual	Actual	
	Budget	Budget	2018	2017	
	2020	2019			
SF121 ALBERTSON FIRE PROTECTION DISTRICT					
FIRE FIGHTING					
4261	Insurance, Volunteer Firemen	18,000	20,000	18,262	30,449
4295	Rentals, Hydrant	75,425	62,472	62,473	62,473
4400	Contingency	10,000	11,468	-	-
4935	Contract with Albertson H & L E. & .H. Co. No.1	1,100,880	1,061,000	1,041,000	1,021,887
4935.001	Service Award Program	180,000	180,000	180,000	180,000
4980	Administrative Charge	23,764	77,756	74,301	78,468
4985	Town Attorney Administrative Charge	-	5,500	5,500	5,500
4970	Other Operating Expenses	500	500	-	-
	TOTAL BUDGETED/ACTUAL EXPENSES	1,408,569	1,418,696	1,381,537	1,378,778
REVENUE					
1081.001	Payment in Lieu of Taxes - LIPA	97,370	109,272	109,272	100,068
2401	Interest Earned	1,000	908	848	908
2770	Other Unclassified Revenue	-	-	6,454	-
	TOTAL ESTIMATED/ACTUAL REVENUE	98,370	110,180	116,574	100,976
SUMMARY					
	TOTAL BUDGETED/ACTUAL EXPENSES	1,408,569	1,418,696	1,381,537	1,378,778
	ACTUAL FUND BALANCES				
	AT END OF PERIOD			117,473	56,388
		1,408,569	1,418,696	1,499,025	1,435,166
	TOTAL ESTIMATED/ACTUAL REVENUE	98,370	110,180	116,574	100,976
	APPROPRIATED FUND BALANCES	10,000	-		
	APPROPRIATED ASSIGNED - LIPA PILOTS*				
	ACTUAL FUND BALANCES				
	AT BEGINNING OF PERIOD			56,388	148,448
	RAISED BY TAXATION			1,326,063	1,185,743
	AMOUNT TO BE RAISED BY TAXATION	1,300,198	1,308,516		
		1,408,568	1,418,696	1,499,025	1,435,167
TAX LEVY					
	CLASS I - RESIDENTIAL PROPERTIES	4,599,250	4,717,567	4,870,238	4,915,346
	Tax rate Per 100	24.416	23.902	23.411	20.306
	Tax Levy	1,122,975	1,127,604	1,140,187	998,113
	CLASS II - RESIDENTIAL PROPERTIES	2,517	2,517	3,507	3,507
	Tax rate Per 100	44.714	45.473	33.195	29.706
	Tax Levy	1,125	1,145	1,164	1,042
	CLASS III - UTILITY PROPERTIES	285,357	260,837	236,204	243,230
	Tax rate Per 100	18.169	19.931	23.175	28.894
	Tax Levy	51,845	51,988	54,740	70,278
	CLASS IV - ALL OTHER PROPERTIES	568,542	594,598	597,754	573,128
	Tax rate Per 100	21.854	21.490	21.743	20.294
	Tax Levy	124,252	127,779	129,972	116,310
	TOTAL TAXABLE VALUATION	5,455,666	5,575,519	5,707,703	5,735,211
	TAX LEVY	1,300,197	1,308,516	1,326,063	1,185,743

Town of North Hempstead				
Town Operated Special Districts	Adopted Budget	Adopted Budget	Actual	Actual
	2020	2019	2018	2017

SF122 CARLE PLACE FIRE PROTECTION DISTRICT

FIRE FIGHTING					
4261	Insurance, Volunteer Firemen	18,000	20,000	17,609	28,748
4400	Contingency	50,000	71,530	-	-
4935	Contract with Carle Place Hook, Ladder & Hose Co. N	1,440,800	1,362,300	1,316,800	1,200,800
4935.001	Service Award Program	154,000	154,000	115,139	154,000
4980	Administrative Charge	24,564	88,378	75,359	76,394
4985	Town Attorney Administrative Charge	-	5,500	5,500	5,500
TOTAL BUDGETED/ACTUAL EXPENSES		1,687,364	1,701,708	1,530,407	1,465,442

REVENUE					
1081	Payment in Lieu of Taxes	19,210	14,166	14,166	13,744
1081.001	Payment in Lieu of Taxes - LIPA	76,215	74,564	74,565	68,505
1090	Property Tax Interest & Penalties	-	-	170	-
2401	Interest Earned	4,000	1,080	1,654	1,080
2701	Refund of Prior Year Expenditure	-	-	12,063	-
2770	Other Unclassified Revenue	-	-	6,223	-
TOTAL ESTIMATED/ACTUAL REVENUE		99,425	89,810	108,840	83,329

SUMMARY

TOTAL BUDGETED/ACTUAL EXPENSES	1,687,364	1,701,708	1,530,407	1,465,442
ACTUAL FUND BALANCES AT END OF PERIOD			158,456	12,554
	1,687,364	1,701,708	1,688,863	1,477,996
TOTAL ESTIMATED/ACTUAL REVENUE	99,425	89,810	108,840	83,329
APPROPRIATED FUND BALANCES	-			70,662
APPROPRIATED ASSIGNED - LIPA PILOTS*				
ACTUAL FUND BALANCES AT BEGINNING OF PERIOD			12,554	158,956
RAISED BY TAXATION			1,567,469	1,235,711
AMOUNT TO BE RAISED BY TAXATION	1,587,940	1,611,899		
	1,687,365	1,701,709	1,688,863	1,477,996

TAX LEVY

TAXABLE VALUATION				
CLASS I - RESIDENTIAL PROPERTIES	2,104,363	2,173,740	2,251,123	2,330,921
Tax rate Per 100	30.726	30.199	28.296	21.331
Tax Levy	646,584	656,450	636,986	497,200
CLASS II - RESIDENTIAL PROPERTIES	178,671	187,472	178,437	178,437
Tax rate Per 100	22.121	21.474	20.938	16.362
Tax Levy	39,524	40,259	37,360	29,195
CLASS III - UTILITY PROPERTIES	123,933	114,987	105,554	107,576
Tax rate Per 100	30.608	33.911	38.326	40.299
Tax Levy	37,934	38,993	40,455	43,352
CLASS IV - ALL OTHER PROPERTIES	2,575,063	2,761,270	2,818,855	2,640,211
Tax rate Per 100	33.549	31.732	30.249	25.224
Tax Levy	863,899	876,197	852,668	665,964
TOTAL TAXABLE VALUATION	4,982,030	5,237,469	5,353,969	5,731,288
TAX LEVY	1,587,941	1,611,899	1,567,469	1,235,711

Town of North Hempstead				
Town Operated Special Districts	Adopted	Adopted	Actual	Actual
	Budget	Budget	2018	2017
	2020	2019		

SF123 FLORAL PARK CENTRE FIRE PROTECTION DISTRICT

FIRE FIGHTING

4261	Insurance, Volunteer Firemen	8,000	10,000	8,222	14,841
4295	Rentals, Hydrant	34,060	32,736	32,142	31,350
4400	Contingency	3,000	-	-	-
4935	Contract with Floral Park Centre Fire Co.	118,100	113,452	109,300	105,300
4935.001	Service Award Program	50,000	50,000	50,000	50,000
4980	Administrative Charge	17,923	14,725	10,451	10,973
4985	Town Attorney Administrative Charge	-	3,000	3,000	3,000
	TOTAL BUDGETED/ACTUAL EXPENSES	231,083	223,913	213,115	215,464

REVENUE

1081.001	Payment in Lieu of Taxes - LIPA	8,293	8,130	8,130	7,469
2401	Interest Earned	470	167	326	167
2770	Other Unclassified Revenue	-	-	2,906	-
	TOTAL ESTIMATED/ACTUAL REVENUE	8,763	8,297	11,362	7,635

SUMMARY

TOTAL BUDGETED/ACTUAL EXPENSES	231,083	223,913	213,115	215,464
ACTUAL FUND BALANCES AT END OF PERIOD			27,126	14,272
	231,083	223,915	240,240	229,736

TOTAL ESTIMATED/ACTUAL REVENUE 8,763 8,297 11,362 7,635

APPROPRIATED FUND BALANCES 3,000

APPROPRIATED ASSIGNED - LIPA PILOTS* 7,197

ACTUAL FUND BALANCES
AT BEGINNING OF PERIOD 14,272 37,718

RAISED BY TAXATION 214,606 184,384

AMOUNT TO BE RAISED BY TAXATION 219,319 215,618

231,083 223,915 240,240 229,737

TAX LEVY

TAXABLE VALUATION

CLASS I - RESIDENTIAL PROPERTIES	207,645	213,423	217,715	221,259
Tax rate Per 100	77.547	74.327	73.590	61.544
Tax Levy	161,022	158,632	160,216	136,172
CLASS II - RESIDENTIAL PROPERTIES	3,634	3,634	3,634	3,634
Tax rate Per 100	62.073	61.216	62.296	53.217
Tax Levy	2,256	2,225	2,264	1,934
CLASS III - UTILITY PROPERTIES	5,257	4,803	4,344	4,466
Tax rate Per 100	86.806	92.391	107.623	128.583
Tax Levy	4,563	4,438	4,675	5,743
CLASS IV - ALL OTHER PROPERTIES	65,187	65,633	61,067	58,884
Tax rate Per 100	78.970	76.673	77.703	68.839
Tax Levy	51,478	50,323	47,451	40,535
TOTAL TAXABLE VALUATION	281,723	287,493	286,760	288,243
TAX LEVY	219,319	215,618	214,606	184,384

* In 2016 Unbudgeted LIPA PILOT Revenues were received; 2017 budget reflects the corresponding reduction in Levy

Town of North Hempstead				
Town Operated Special Districts	Adopted Budget	Adopted Budget	Actual	Actual
	2020	2019	2018	2017

SF124 GLENWOOD FIRE PROTECTION DISTRICT

FIRE FIGHTING					
4261	Insurance, Volunteer Firemen	6,000	6,000	-	-
4400	Contingency	12,050	12,049	-	-
4935	Contract with Glenwood H. & L. E. & H. Co., Inc.	329,672	294,483	293,001	298,239
4935.001	Service Award Program	74,183	57,855	57,855	57,855
4970	Other Operating Expenses	3,368	3,368	-	-
4980	Administrative Charge	18,575	23,445	20,436	21,548
4985	Town Attorney Administrative Charge	-	3,000	3,000	3,000
TOTAL BUDGETED/ACTUAL EXPENSES		443,848	400,200	374,292	380,642

REVENUE					
1081.001	Payment in Lieu of Taxes - LIPA	53,983	52,317	52,318	48,190
2401	Interest Earned	1,340	300	489	294
TOTAL ESTIMATED/ACTUAL REVENUE		55,323	52,617	52,807	48,484

SUMMARY

TOTAL BUDGETED/ACTUAL EXPENSES	443,848	400,200	374,292	380,642
--------------------------------	---------	---------	---------	---------

ACTUAL FUND BALANCES AT END OF PERIOD			65,331	41,980
--	--	--	--------	--------

	443,848	400,200	439,623	422,622
--	---------	---------	---------	---------

TOTAL ESTIMATED/ACTUAL REVENUE	55,323	52,617	52,807	48,484
--------------------------------	--------	--------	--------	--------

APPROPRIATED FUND BALANCES	-	-		45,556
----------------------------	---	---	--	--------

ACTUAL FUND BALANCES AT BEGINNING OF PERIOD			41,980	80,259
--	--	--	--------	--------

RAISED BY TAXATION			344,836	293,879
--------------------	--	--	---------	---------

AMOUNT TO BE RAISED BY TAXATION	388,525	347,583		
---------------------------------	---------	---------	--	--

	443,848	400,200	439,623	422,622
--	---------	---------	---------	---------

TAX LEVY

CLASS I - RESIDENTIAL PROPERTIES				
	67,493	71,051	72,496	74,238
Tax rate Per 100	11.287	9.574	9.224	7.673
Tax Levy	7,618	6,802	6,687	5,696

CLASS III - UTILITY PROPERTIES				
	803,101	802,832	802,562	802,635
Tax rate Per 100	43.818	39.215	38.865	33.148
Tax Levy	351,902	314,830	311,916	266,058

CLASS IV - ALL OTHER PROPERTIES				
	211,001	210,338	211,588	179,036
Tax rate Per 100	13.747	12.338	12.398	12.358
Tax Levy	29,006	25,951	26,233	22,125

TOTAL TAXABLE VALUATION	1,081,595	1,084,221	1,086,646	1,055,909
-------------------------	-----------	-----------	-----------	-----------

TAX LEVY	388,526	347,583	344,836	293,879
----------	---------	---------	---------	---------

* In 2016 Unbudgeted LIPA PILOT Revenues were received; 2017 budget reflects the corresponding reduction in Levy

Town of North Hempstead				
Town Operated Special Districts	Adopted	Adopted	Actual	Actual
	Budget	Budget	2018	2017
	2020	2019	2018	2017

SF125 GREAT NECK FIRE PROTECTION DISTRICT

FIRE FIGHTING

4935.001	Service Award Program (LOSAP)	12,220	12,220	11,940	13,012
4935.003	Alert Engine, Hook, Ladder & Hose Co. No. 1, Inc.	160,000	172,110	169,000	172,500
4935.004	Vigilant Engine & Hook & Ladder Co.	394,977	426,908	380,094	377,976
4970	Other Operating Expenses	3,155	4,155	-	-
4980	Administrative Charge	19,692	35,761	32,427	37,182
4985	Town Attorney Administrative Charge	-	3,000	3,000	3,000
	TOTAL BUDGETED/ACTUAL EXPENSES	590,044	654,154	596,461	603,670

REVENUE

1081.001	Payment in Lieu of Taxes - LIPA	100,777	98,445	98,445	90,474
2401	Interest Earned	1,155	531	1,155	531
	TOTAL ESTIMATED/ACTUAL REVENUE	101,933	98,976	99,601	91,006

SUMMARY

	TOTAL BUDGETED/ACTUAL EXPENSES	590,044	654,154	596,461	603,670
	ACTUAL FUND BALANCES				
	AT END OF PERIOD			164,002	130,200
		590,044	654,154	760,463	733,870
	TOTAL ESTIMATED/ACTUAL REVENUE	101,933	98,976	99,601	91,006
	APPROPRIATED FUND BALANCES	-			
	APPROPRIATED ASSIGNED - LIPA PILOTS*				
	ACTUAL FUND BALANCES				
	AT BEGINNING OF PERIOD			130,200	185,091
	RAISED BY TAXATION			530,663	457,770
	AMOUNT TO BE RAISED BY TAXATION	488,111	555,179		
		590,044	654,155	760,463	733,867

TAX LEVY

TAXABLE VALUATION

CLASS I - RESIDENTIAL PROPERTIES	1,365,070	1,405,441	1,451,919	1,496,194
Tax rate Per 100	31.012	34.252	31.536	25.166
Tax Levy	423,340	481,396	457,882	376,528
CLASS III - UTILITY PROPERTIES	241,687	221,777	201,773	207,482
Tax rate Per 100	22.359	27.694	30.191	34.413
Tax Levy	54,039	61,419	60,917	71,401
CLASS IV - ALL OTHER PROPERTIES	25,783	25,850	25,864	28,071
Tax rate Per 100	41.625	47.829	45.872	35.056
Tax Levy	10,732	12,364	11,864	9,841
TOTAL TAXABLE VALUATION	1,632,540	1,653,068	1,679,556	1,731,747
TAX LEVY	488,111	555,179	530,663	457,770

* In 2016 Unbudgeted LIPA PILOT Revenues were received; 2017 budget reflects the corresponding reduction in Levy

Town of North Hempstead				
Town Operated Special Districts	Adopted	Adopted	Actual	Actual
	Budget	Budget	2018	2017
	2020	2019		

SF126 PORT WASHINGTON FIRE PROTECTION DISTRICT

FIRE FIGHTING					
4261	Insurance, Volunteer Firemen	61,000	65,000	62,655	85,965
4400	Contracts - Contingency	5,000	2,666	-	-
4935	Port Washington Fire Dept.	1,672,419	1,517,806	1,483,923	1,449,481
4935.001	Service Award Program	233,726	216,558	216,558	216,558
4935.002	Port Washington Fire Medics	260,134	234,005	229,397	229,397
4970	Other Operating Expenses	2,720	2,712	-	-
4980	Administrative Charge	26,625	117,533	113,685	119,787
4985	Town Attorney Administrative Charge	-	5,500	5,500	7,500
	TOTAL BUDGETED/ACTUAL EXPENSES	2,261,624	2,161,780	2,111,718	2,108,688

REVENUE					
1001.001	Restored Taxes	-	-	36,218	-
1081	Payment in Lieu of Taxes	117,371	72,685	72,685	99,303
1081.001	Payment in Lieu of Taxes - LIPA	101,345	106,008	106,008	106,350
1090	Property Tax Interest & Penalties	-	-	301	-
2401	Interest Earned	4,510	1,518	2,564	1,518
2770.003	Other Unclassified Revenue	-	-	22,142	-
	TOTAL ESTIMATED/ACTUAL REVENUE	223,226	180,211	239,918	207,171

SUMMARY

TOTAL BUDGETED/ACTUAL EXPENSES	2,261,624	2,161,780	2,111,718	2,108,688
ACTUAL FUND BALANCES AT END OF PERIOD			279,785	277,033
	2,261,624	2,161,780	2,391,503	2,385,720
TOTAL ESTIMATED/ACTUAL REVENUE	223,226	180,211	239,918	207,171
APPROPRIATED FUND BALANCES	56,825			
APPROPRIATED ASSIGNED - LIPA PILOTS*				107,806
ACTUAL FUND BALANCES AT BEGINNING OF PERIOD			277,033	434,155
RAISED BY TAXATION			1,874,553	1,744,395
AMOUNT TO BE RAISED BY TAXATION	1,981,573	1,981,570		
	2,261,624	2,161,781	2,391,503	2,385,721

TAX LEVY

TAXABLE VALUATION				
CLASS I - RESIDENTIAL PROPERTIES	5,880,239	6,051,458	6,205,885	6,372,207
Tax rate Per 100	21.487	20.829	18.763	17.199
Tax Levy	1,263,512	1,260,446	1,164,410	1,095,987
CLASS II - RESIDENTIAL PROPERTIES	788,866	809,213	754,499	756,245
Tax rate Per 100	7.113	6.886	6.387	5.881
Tax Levy	56,108	55,724	48,190	44,473
CLASS III - UTILITY PROPERTIES	245,776	224,655	203,438	209,494
Tax rate Per 100	17.281	18.696	19.918	26.700
Tax Levy	42,472	42,002	40,521	54,825
CLASS IV - ALL OTHER PROPERTIES	2,100,434	2,155,123	2,397,208	2,179,713
Tax rate Per 100	29.493	28.926	26.396	25.192
Tax Levy	619,481	623,398	632,767	549,110
TOTAL TAXABLE VALUATION	9,015,315	9,240,449	9,561,030	9,517,659
TAX LEVY	1,981,573	1,981,570	1,874,553	1,744,395

* In 2016 Unbudgeted LIPA PILOT Revenues were received; 2017 budget reflects the corresponding reduction in Levy

Town of North Hempstead				
Town Operated Special Districts	Adopted	Adopted	Actual	Actual
	Budget	Budget	2018	2017
	2020	2019	2018	2017

SF127 ROSLYN FIRE PROTECTION DISTRICT

FIRE FIGHTING

4261	Insurance, Volunteer Firemen	40,000	45,000	40,586	70,366
4295	Rentals, Hydrant	2,450	2,029	2,029	2,029
4935.001	Service Award Program	57,217	57,217	57,813	51,437
4935.005	Rescue Hook & Ladder Co. No. 1	371,452	360,633	354,117	363,489
4935.006	Roslyn Highlands Hook Ladder Eng.	374,307	366,799	360,172	352,948
4980	Administrative Charge	21,024	53,243	48,777	48,491
4985	Town Attorney Administrative Charge	0	3,000	3,000	3,000
	TOTAL BUDGETED/ACTUAL EXPENSES	866,450	887,921	866,494	891,760

REVENUE

1001.001	Restored Taxes	-	-	7,784	-
1081	Payment in Lieu of Taxes	134,638	84,956	84,956	90,157
1081.001	Payment in Lieu of Taxes - LIPA	28,741	30,851	30,852	28,269
2401	Interest Earned	6,000	1,000	1,945	911
2770.003	Other Unclassified Revenue	-	-	14,343	-
	TOTAL ESTIMATED/ACTUAL REVENUE	169,380	116,807	139,879	119,337

SUMMARY

	TOTAL BUDGETED/ACTUAL EXPENSES	866,450	887,921	866,494	891,760
	ACTUAL FUND BALANCES				
	AT END OF PERIOD			169,634	93,395
		866,450	887,921	1,036,128	980,898
		-			
	TOTAL ESTIMATED/ACTUAL REVENUE	169,380	116,807	139,879	119,337
	APPROPRIATED FUND BALANCES				
	APPROPRIATED ASSIGNED - LIPA PILOTS*				27,170
	ACTUAL FUND BALANCES				
	AT BEGINNING OF PERIOD			93,395	148,157
	RAISED BY TAXATION			802,854	713,404
	AMOUNT TO BE RAISED BY TAXATION	697,070	771,114		
		866,450	887,921	1,036,128	980,898

TAX LEVY

TAXABLE VALUATION

CLASS I - RESIDENTIAL PROPERTIES					
		1,211,589	1,249,649	1,284,887	1,309,279
	Tax rate Per 100	20.718	22.192	21.325	18.726
	Tax Levy	251,018	277,322	274,002	245,176
CLASS II - RESIDENTIAL PROPERTIES					
		17,167	19,231	23,693	25,343
	Tax rate Per 100	144.618	143.476	142.907	120.717
	Tax Levy	24,827	27,592	33,859	30,593
CLASS III - UTILITY PROPERTIES					
		83,742	76,545	69,318	71,386
	Tax rate Per 100	14.193	17.016	19.374	24.386
	Tax Levy	11,886	13,025	13,430	17,408
CLASS IV - ALL OTHER PROPERTIES					
		1,803,164	1,847,795	1,998,185	1,795,735
	Tax rate Per 100	22.701	24.525	24.100	23.401
	Tax Levy	409,339	453,175	481,563	420,227
	TOTAL TAXABLE VALUATION	3,115,662	3,193,220	3,376,083	3,201,743
	TAX LEVY	697,070	771,114	802,854	713,404

* In 2016 Unbudgeted LIPA PILOT Revenues were received; 2017 budget reflects the corresponding reduction in Levy

Town of North Hempstead				
Town Operated Special Districts	Adopted Budget	Adopted Budget	Actual	Actual
	2020	2019	2018	2017

SR131 ALBERTSON-SEARINGTOWN-HERRICKS REFUSE & GARBAGE DISTRICT

4936	Contract - Garbage Removal	2,568,722	2,575,034	2,459,602	2,491,462
4970	Other Expenses	5,000	5,000	-	2,930
4980	Administrative Charge	15,083	156,213	146,163	150,398
4985	Town Attorney Administrative Charge	0	7,500	7,500	7,500
5148	Services Rendered by Other Governments	139,522	67,681	66,732	69,785
9901.736	Interfund Transfer - Principal BANS	275,137	266,868	254,075	-
9901.737	Interfund Transfer - Interest BANS	8,023	12,546	16,035	22,388
	<i>Subtotal</i>	<u>3,011,487</u>	<u>3,090,842</u>	<u>2,950,107</u>	<u>2,744,462</u>

TOTAL BUDGETED/ACTUAL EXPENSES 3,011,487 3,090,842 2,950,107 2,744,462

REVENUE

1081.001	Payment in Lieu of Taxes - LIPA	3,076	3,185	3,186	2,928
2401	Interest Earned	7,920	929	2,550	1,097
5031	Interfund Transfer In	150,000	-	-	-
5031.007	Interfund Transfer In - BAN premium	1,872	2,689	-	-
	TOTAL ESTIMATED/ACTUAL REVENUE	<u>162,869</u>	<u>6,803</u>	<u>5,735</u>	<u>4,025</u>

SUMMARY

TOTAL BUDGETED/ACTUAL EXPENSES 3,011,487 3,090,842 2,950,107 2,744,462

ACTUAL FUND BALANCES
AT END OF PERIOD 295,907 450,061

3,011,487 3,090,842 3,246,013 3,194,474

TOTAL ESTIMATED/ACTUAL REVENUE 162,869 6,803 5,735 4,025

APPROPRIATED FUND BALANCES 266,868
APPROPRIATED ASSIGNED - LIPA PILOTS* 3,006

ACTUAL FUND BALANCES
AT BEGINNING OF PERIOD 450,061 453,780

RAISED BY TAXATION 2,790,217 2,736,669

AMOUNT TO BE RAISED BY TAXATION 2,848,619 2,817,209

3,011,487 3,090,842 3,246,013 3,194,474

TAX LEVY

TAXABLE VALUATION

CLASS I - RESIDENTIAL PROPERTIES	8,549,765	8,802,751	9,104,005	9,266,943
Tax rate Per 100	29.164	27.912	26.682	25.663
Tax Levy	<u>2,493,411</u>	<u>2,457,024</u>	<u>2,429,131</u>	<u>2,378,158</u>

CLASS II - RESIDENTIAL PROPERTIES	2,517	2,517	3,507	3,507
Tax rate Per 100	54.019	53.758	38.308	38.034
Tax Levy	<u>1,360</u>	<u>1,353</u>	<u>1,343</u>	<u>1,334</u>

CLASS IV - ALL OTHER PROPERTIES	1,337,343	1,402,124	1,420,227	1,379,875
Tax rate Per 100	26.459	25.592	25.330	25.885
Tax Levy	<u>353,848</u>	<u>358,832</u>	<u>359,743</u>	<u>357,177</u>

TOTAL TAXABLE VALUATION 9,889,625 10,207,392 10,527,739 10,650,325

TAX LEVY 2,848,619 2,817,209 2,790,217 2,736,669

* In 2016 Unbudgeted LIPA PILOT Revenues were received; 2017 budget reflects the corresponding reduction in Levy

Town of North Hempstead				
Town Operated Special Districts	Adopted	Adopted	Actual	Actual
	Budget	Budget	2018	2017
	2020	2019	2018	2017

SR133 GREAT NECK GARBAGE & REFUSE DISTRICT

4936	Contract - Garbage Removal	925,956	907,800	852,522	850,138
4970	Other Expenses	5,000	5,000	-	2,930
4980	Administrative Charge	5,861	52,909	48,659	49,553
4985	Town Attorney Administrative Charge	0	3,000	3,000	3,000
5148	Services Rendered by Other Governments	48,345	22,923	22,216	22,992
	TOTAL BUDGETED/ACTUAL EXPENSES	985,162	991,632	926,397	928,612
REVENUE					
1081	Payment in Lieu of Taxes	0	10,189	10,189	9,481
2401	Interest Earned	2,740	1,235	2,740	1,235
	TOTAL ESTIMATED/ACTUAL REVENUE	2,740	11,424	12,928	10,716

SUMMARY

TOTAL BUDGETED/ACTUAL EXPENSES	985,162	991,632	926,397	928,612
ACTUAL FUND BALANCES AT END OF PERIOD			169,548	148,108
	985,162	991,632	1,095,945	1,076,720
TOTAL ESTIMATED/ACTUAL REVENUE	2,740	11,424	12,928	10,716
APPROPRIATED FUND BALANCES APPROPRIATED ASSIGNED - LIPA PILOTS*	25,000	25,000		
ACTUAL FUND BALANCES AT BEGINNING OF PERIOD			148,108	216,083
RAISED BY TAXATION			934,909	849,926
AMOUNT TO BE RAISED BY TAXATION	957,422	955,208		
	985,162	991,632	1,095,945	1,076,725

TAX LEVY

TAXABLE VALUATION

CLASS I - RESIDENTIAL PROPERTIES	2,803,575	2,879,372	2,966,162	3,037,176
Tax rate Per 100	22.767	22.364	21.228	18.860
Tax Levy	638,294	643,941	629,657	572,817
CLASS II - RESIDENTIAL PROPERTIES	281,943	290,004	319,384	319,365
Tax rate Per 100	18.169	17.973	16.034	14.658
Tax Levy	51,225	52,123	51,210	46,814
CLASS IV - ALL OTHER PROPERTIES	924,268	917,190	926,147	875,324
Tax rate Per 100	28.985	28.254	27.430	26.310
Tax Levy	267,903	259,144	254,042	230,295
TOTAL TAXABLE VALUATION	4,009,786	4,086,566	4,211,693	4,231,865
TAX LEVY	957,422	955,208	934,909	849,926

* In 2016 Unbudgeted LIPA PILOT Revenues were received; 2017 budget reflects the corresponding reduction in Levy

Town of North Hempstead					
Town Operated Special Districts	Adopted	Adopted	Actual	Actual	
	Budget	Budget	2018	2017	
	2020	2019			
SR135 MANHASSET GARBAGE & REFUSE DISTRICT					
4400	Contingency	4,800	4,706	-	-
4936	Contract - Garbage Removal	980,260	1,009,800	961,286	943,165
4970	Other Expenses	15,000	23,101	-	2,930
4980	Administrative Charge	6,844	59,247	56,677	61,483
4985	Town Attorney Administrative Charge	0	3,000	5,500	5,500
5148	Services Rendered by Other Governments	54,524	25,669	25,877	28,603
9901.736	Interfund Transfer - Principal BANS	77,718	75,559	71,952	-
9901.737	Interfund Transfer - Interest BANS	2,304	3,517	4,540	6,306
	<i>Subtotal</i>	<u>1,141,449</u>	<u>1,204,599</u>	<u>1,125,832</u>	<u>1,047,987</u>
TOTAL BUDGETED/ACTUAL EXPENSES		<u>1,141,449</u>	<u>1,204,599</u>	<u>1,125,832</u>	<u>1,047,987</u>
REVENUE					
1081	Payment in Lieu of Taxes	1,185	1,197	1,197	1,205
1081.001	Payment in Lieu of Taxes - LIPA	185	192	193	176
2401	Interest Earned	4,840	471	1,490	740
5031.007	Interfund Transfer In - BAN premium	526	702	-	-
TOTAL ESTIMATED/ACTUAL REVENUE		<u>6,736</u>	<u>2,562</u>	<u>2,880</u>	<u>2,121</u>
SUMMARY					
TOTAL BUDGETED/ACTUAL EXPENSES		1,141,449	1,204,599	1,125,832	1,047,987
ACTUAL FUND BALANCES AT END OF PERIOD				163,893	179,427
		<u>1,141,449</u>	<u>1,204,599</u>	<u>1,289,725</u>	<u>1,227,401</u>
TOTAL ESTIMATED/ACTUAL REVENUE		6,736	2,562	2,880	2,121
APPROPRIATED FUND BALANCES			75,559		
APPROPRIATED ASSIGNED - LIPA PILOTS*					156
ACTUAL FUND BALANCES AT BEGINNING OF PERIOD				179,427	117,883
RAISED BY TAXATION				1,107,418	1,107,397
AMOUNT TO BE RAISED BY TAXATION		1,134,714	1,126,478		
		<u>1,141,449</u>	<u>1,204,599</u>	<u>1,289,725</u>	<u>1,227,401</u>
TAX LEVY					
TAXABLE VALUATION					
CLASS I - RESIDENTIAL PROPERTIES		3,775,143	3,861,527	3,945,005	4,007,089
Tax rate Per 100		13.025	12.639	12.231	12.010
Tax Levy		<u>491,704</u>	<u>488,059</u>	<u>482,514</u>	<u>481,233</u>
CLASS II - RESIDENTIAL PROPERTIES		44,938	44,878	44,818	46,958
Tax rate Per 100		7.501	7.497	7.450	7.134
Tax Levy		<u>3,371</u>	<u>3,365</u>	<u>3,339</u>	<u>3,350</u>
CLASS IV - ALL OTHER PROPERTIES		4,232,946	4,329,920	4,288,430	4,088,284
Tax rate Per 100		15.111	14.667	14.494	15.234
Tax Levy		<u>639,639</u>	<u>635,054</u>	<u>621,565</u>	<u>622,814</u>
TOTAL TAXABLE VALUATION		<u>8,053,027</u>	<u>8,236,325</u>	<u>8,278,253</u>	<u>8,142,331</u>
TAX LEVY		<u>1,134,714</u>	<u>1,126,478</u>	<u>1,107,418</u>	<u>1,107,397</u>

* In 2016 Unbudgeted LIPA PILOT Revenues were received; 2017 budget reflects the corresponding reduction in Levy

Town of North Hempstead					
Town Operated Special Districts	Adopted	Adopted	Actual	Actual	
	Budget	Budget	2018	2017	
	2020	2019	2018	2017	
SR136 NEW CASSEL GARBAGE & REFUSE DISTRICT					
4936	Contract - Garbage Removal	1,638,052	1,598,100	1,482,106	1,428,363
4970	Other Expenses	2,520	2,520	-	2,930
4980	Administrative Charge	8,986	89,212	81,371	81,814
4985	Town Attorney Administrative Charge	0	5,500	5,500	5,500
4991	Debt Management Administrative Charge	-	-	62	-
5148	Services Rendered by Other Governments	84,061	38,652	37,151	37,962
9901.736	Interfund Transfer - Principal BANS	97,698	95,143	90,614	-
9901.737	Interfund Transfer - Interest BANS	2,930	4,397	5,717	7,911
	<i>Subtotal</i>	<u>1,834,247</u>	<u>1,833,524</u>	<u>1,702,522</u>	<u>1,564,480</u>
	TOTAL BUDGETED/ACTUAL EXPENSES	<u>1,834,247</u>	<u>1,833,524</u>	<u>1,702,522</u>	<u>1,564,480</u>
REVENUE					
1081	Payment in Lieu of Taxes	126,812	110,628	96,798	87,703
1081.001	Payment in Lieu of Taxes - LIPA	656	674	674	620
2401	Interest Earned	1,300	601	1,300	601
5031.007	Interfund Transfer In - BAN premium	659	831	-	-
	TOTAL ESTIMATED/ACTUAL REVENUE	<u>129,428</u>	<u>112,734</u>	<u>98,772</u>	<u>88,925</u>
SUMMARY					
	TOTAL BUDGETED/ACTUAL EXPENSES	<u>1,834,247</u>	<u>1,833,524</u>	<u>1,702,522</u>	<u>1,564,480</u>
	ACTUAL FUND BALANCES AT END OF PERIOD			21,530	152,033
		<u>1,834,247</u>	<u>1,833,524</u>	<u>1,724,051</u>	<u>1,706,843</u>
	TOTAL ESTIMATED/ACTUAL REVENUE	<u>129,428</u>	<u>112,734</u>	<u>98,772</u>	<u>88,925</u>
	APPROPRIATED FUND BALANCES		95,143		
	APPROPRIATED ASSIGNED - LIPA PILOTS*				613
	ACTUAL FUND BALANCES AT BEGINNING OF PERIOD			152,033	214,825
	RAISED BY TAXATION			1,473,246	1,403,094
	AMOUNT TO BE RAISED BY TAXATION	<u>1,704,819</u>	<u>1,625,647</u>		
		<u>1,834,247</u>	<u>1,833,524</u>	<u>1,724,051</u>	<u>1,706,844</u>
TAX LEVY					
TAXABLE VALUATION					
	CLASS I - RESIDENTIAL PROPERTIES	1,406,125	1,430,669	1,466,384	1,494,526
	Tax rate Per 100	<u>48.939</u>	<u>45.422</u>	<u>39.723</u>	<u>36.976</u>
	Tax Levy	<u>688,140</u>	<u>649,838</u>	<u>582,492</u>	<u>552,622</u>
	CLASS II - RESIDENTIAL PROPERTIES	69,013	70,570	80,669	83,092
	Tax rate Per 100	<u>88.318</u>	<u>82.004</u>	<u>72.644</u>	<u>65.574</u>
	Tax Levy	<u>60,951</u>	<u>57,870</u>	<u>58,601</u>	<u>54,487</u>
	CLASS IV - ALL OTHER PROPERTIES	1,985,724	2,073,266	2,156,787	2,072,024
	Tax rate Per 100	<u>48.130</u>	<u>44.275</u>	<u>38.583</u>	<u>38.416</u>
	Tax Levy	<u>955,729</u>	<u>917,939</u>	<u>832,153</u>	<u>795,985</u>
	TOTAL TAXABLE VALUATION	<u>3,460,862</u>	<u>3,574,505</u>	<u>3,703,840</u>	<u>3,649,642</u>
	TAX LEVY	<u>1,704,820</u>	<u>1,625,647</u>	<u>1,473,246</u>	<u>1,403,094</u>

* In 2016 Unbudgeted LIPA PILOT Revenues were received; 2017 budget reflects the corresponding reduction in Levy

Town of North Hempstead				
Town Operated Special Districts	Adopted	Adopted	Actual	Actual
	Budget	Budget	2018	2017
	2020	2019		

SR139 NEW HYDE PARK-GARDEN CITY PARK-FLORAL PARK CENTRE GARBAGE & REFUSE DISTRICT

4936	Contract - Garbage Removal	2,570,124	2,521,517	2,457,181	2,391,904
4970	Other Expenses	9,560	9,552	-	2,930
4980	Administrative Charge	14,231	148,565	134,537	138,763
4985	Town Attorney Administrative Charge	-	7,500	7,500	7,500
4991	Debt Management Administrative Charge	-	-	9	-
5148	Services Rendered by Other Governments	139,367	64,367	61,424	64,387
9901.736	Interfund Transfer - Principal BANS	8,586	8,258	7,856	-
9901.737	Interfund Transfer - Interest BANS	235	402	496	706
	<i>Subtotal</i>	<u>2,742,104</u>	<u>2,760,161</u>	<u>2,669,003</u>	<u>2,606,190</u>
	TOTAL BUDGETED/ACTUAL EXPENSES	<u>2,742,104</u>	<u>2,760,161</u>	<u>2,669,003</u>	<u>2,606,190</u>

REVENUE

1081	Payment in Lieu of Taxes	-	-	13,831	6,651
1081.001	Payment in Lieu of Taxes - LIPA	956	988	988	910
1089	Other Tax Items	30,000	30,000	30,001	25,006
1090	Property Tax Interest & Penalties	-	-	-	327
2401	Interest Earned	1,400	1,400	4,750	2,145
5031.007	Interfund Transfer In - BAN premium	60	107	-	-
	TOTAL ESTIMATED/ACTUAL REVENUE	<u>32,416</u>	<u>32,495</u>	<u>49,569</u>	<u>35,038</u>

SUMMARY

	TOTAL BUDGETED/ACTUAL EXPENSES	2,742,104	2,760,161	2,669,003	2,606,190
	ACTUAL FUND BALANCES AT END OF PERIOD			101,872	139,691
		<u>2,742,104</u>	<u>2,760,161</u>	<u>2,770,875</u>	<u>2,770,864</u>
	TOTAL ESTIMATED/ACTUAL REVENUE	32,416	32,495	49,569	35,038
	APPROPRIATED FUND BALANCES		64,367		
	APPROPRIATED ASSIGNED - LIPA PILOTS*				873
	ACTUAL FUND BALANCES AT BEGINNING OF PERIOD			139,691	229,521
	RAISED BY TAXATION			2,581,615	2,506,305
	AMOUNT TO BE RAISED BY TAXATION	2,709,688	2,663,300		
		<u>2,742,104</u>	<u>2,760,162</u>	<u>2,770,875</u>	<u>2,770,864</u>

TAX LEVY

TAXABLE VALUATION

CLASS I - RESIDENTIAL PROPERTIES	5,724,760	6,126,304	6,299,798	6,449,411
Tax rate Per 100	29.235	26.822	25.200	23.751
Tax Levy	<u>1,673,610</u>	<u>1,643,177</u>	<u>1,587,530</u>	<u>1,531,788</u>
CLASS II - RESIDENTIAL PROPERTIES	7,774	11,658	10,366	10,629
Tax rate Per 100	22.594	17.319	16.051	15.151
Tax Levy	<u>1,756</u>	<u>2,019</u>	<u>1,664</u>	<u>1,610</u>
CLASS IV - ALL OTHER PROPERTIES	3,131,241	3,291,492	3,338,714	3,125,947
Tax rate Per 100	33.032	30.931	29.725	30.324
Tax Levy	<u>1,034,322</u>	<u>1,018,104</u>	<u>992,421</u>	<u>947,901</u>
TOTAL TAXABLE VALUATION	<u>8,863,775</u>	<u>9,429,454</u>	<u>9,648,878</u>	<u>9,585,987</u>
TAX LEVY	<u>2,709,688</u>	<u>2,663,300</u>	<u>2,581,615</u>	<u>2,506,305</u>

* In 2016 Unbudgeted LIPA PILOT Revenues were received; 2017 budget reflects the corresponding reduction in Levy

Town of North Hempstead				
Town Operated Special Districts	Adopted	Adopted	Actual	Actual
	Budget	Budget	2018	2017
	2020	2019	2018	2017

SL014 TOWN OF NORTH HEMPSTEAD LIGHTING DISTRICT

PERSONAL SERVICES					
1000	Full Time	44,009	41,984	40,514	40,779
	<i>Subtotal</i>	44,009	41,984	40,514	40,779
EXPENSES					
4261	Insurance	2,775	12,000	11,372	10,490
4400	Contingency	10,000	13,389	-	-
4670	Gas, Oil, etc.	2,000	2,000	-	-
4820	Lights in Operations	1,100,000	1,012,925	922,207	872,922
8410	Electricity	1,000,000	930,000	981,308	940,108
	<i>Subtotal</i>	2,114,775	1,970,314	1,914,887	1,823,521
8010	State Retirement	6,997	7,341	7,590	9,643
8030	Social Security	3,200	3,200	3,067	2,953
8035	Metropolitan Commuter Transportation Mobility Tax	350	350	36	72
8040	Workers' Compensation	1,000	1,000	608	679
	<i>Subtotal</i>	11,547	11,891	11,301	13,347
HOSPITAL & MEDICAL INSURANCE					
8061	Health	11,708	11,299	10,132	3,611
8062	Dental	630	630	484	224
8063	Optical	250	250	43	20
	<i>Subtotal</i>	12,588	12,179	10,659	3,856
4525	CSEA Legal Fee	-	-	-	100
4980	Administrative Charge	263,865	-	107,490	134,468
4984	DPW Administrative Charge	0	121,974	55,674	92,914
4984	DPW Administrative Charge	0	102,864	-	10,782
4985	Town Attorney Administrative Charge	0	25,164	20,235	27,403
4991	Debt Management Administrative Charge	0	475	500	9,466
	<i>Subtotal</i>	263,865	250,477	183,899	275,134
9901.716	Serial Bonds - Principal	21,616	17,489	9,928	9,975
9901.717	Serial Bonds - Interest	14,592	13,037	4,330	4,353
9901.737	BANs - Interest	-	-	1,000	-
	TOTAL BUDGETED/ACTUAL EXPENSES	2,482,991	2,317,371	2,176,519	2,170,964
REVENUE					
1001.001	Restored Taxes	-	-	7,983	-
1081	Payment in Lieu of Taxes	56,045	42,948	42,948	48,235
1081.001	Payment in Lieu of Taxes - LIPA	136,048	148,054	148,055	135,772
1090	Interest & Penalties on Property Taxes	-	-	103	42
2401	Interest Earned	7,110	2,500	5,464	2,072
4960	Federal Aid - Emergency Disaster Assistance	-	-	(940)	-
5031.007	Interfund Transfer In - BAN premium	3,760	6,844	-	-
5031.008	Interfund Transfer In - Capital Interest	2,028	-	-	-
	TOTAL ESTIMATED/ACTUAL REVENUE	204,991	200,346	203,613	186,121

Town of North Hempstead				
Town Operated Special Districts	Adopted Budget	Adopted Budget	Actual	Actual
	2020	2019	2018	2017

TOWN OF NORTH HEMPSTEAD LIGHTING DISTRICT (cont.)

SUMMARY

TOTAL BUDGETED/ACTUAL EXPENSES	2,482,991	2,317,371	2,176,519	2,170,964
ACTUAL FUND BALANCES AT END OF PERIOD			473,050	445,905
	<u>2,482,991</u>	<u>2,317,371</u>	<u>2,649,569</u>	<u>2,616,869</u>
TOTAL ESTIMATED/ACTUAL REVENUE	204,991	200,346	203,613	186,121
APPROPRIATED FUND BALANCES	75,000	200,000		
APPROPRIATED ASSIGNED - LIPA PILOTS*				131,283
ACTUAL FUND BALANCES AT BEGINNING OF PERIOD			445,905	562,187
RAISED BY TAXATION			1,999,942	1,868,560
AMOUNT TO BE RAISED BY TAXATION	2,203,000	1,917,024		
	<u>2,482,991</u>	<u>2,317,370</u>	<u>2,649,459</u>	<u>2,616,868</u>

TAX LEVY

TAXABLE VALUATION

CLASS I - RESIDENTIAL PROPERTIES	30,954,837	31,835,823	32,748,178	33,441,118
Tax rate Per 100	3.940	3.327	3.346	3.029
Tax Levy	1,219,592	1,059,283	1,095,754	1,012,909
CLASS II - RESIDENTIAL PROPERTIES	1,399,221	1,437,321	1,415,373	1,428,274
Tax rate Per 100	2.108	1.784	1.810	1.649
Tax Levy	29,495	25,647	25,618	23,548
CLASS III - UTILITY PROPERTIES	2,164,894	2,048,456	1,931,487	1,964,865
Tax rate Per 100	5.248	4.807	5,417.000	6.208
Tax Levy	113,614	98,467	104,629	121,989
CLASS IV - ALL OTHER PROPERTIES	19,619,289	20,316,879	20,900,347	19,667,031
Tax rate Per 100	4.283	3.611	3,703.000	3.611
Tax Levy	840,299	733,627	773,940	710,114
TOTAL TAXABLE VALUATION	54,138,241	55,638,479	56,995,385	56,501,288
TAX LEVY	<u>2,203,000</u>	<u>1,917,024</u>	<u>1,999,942</u>	<u>1,868,560</u>

* In 2016 Unbudgeted LIPA PILOT Revenues were received; 2017 budget reflects the corresponding reduction in Levy

Town of North Hempstead					
Town Operated Special Districts	Adopted	Adopted	Actual	Actual	
	Budget	Budget	Actual	Actual	
	2020	2019	2018	2017	
SP152 HARBOR HILLS PARK DISTRICT					
PERSONAL SERVICES					
1000	Full Time	24,526	23,982	26,923	46,807
1200	Part Time / Seasonal	112,715	113,000	98,775	121,886
1300	Overtime	4,000	4,000	5,735	7,569
1400	Night Differential	-	-	493	37
	<i>Subtotal</i>	141,241	140,982	131,926	176,300
EXPENSES					
4010	Stationery & Printing	-	300	-	-
4210	Water	7,000	8,000	6,644	6,033
4220	Heating	6,500	6,500	6,551	2,940
4261	Insurance Fire and Liability	2,100	2,000	1,544	1,363
4400	Contingency	19,000	19,000	-	-
4440	Credit Card Fees	86	200	100	191
4525	CSEA Legal Fees	150	86	150	-
4660	Uniforms & Laundry	500	500	100	174
4680	Chemicals & Testing	7,000	7,000	6,668	5,552
4740	T.P.S. - Operating Equipment	2,500	2,500	2,174	15,742
4743	T.P.S. - Plant & Grounds	16,000	16,000	21,997	13,584
4753	R & M - Plant and Grounds	8,500	8,500	7,982	9,652
4902	Recreational Supplies	5,000	5,000	2,325	4,320
4930	Contractual Services	7,500	7,500	7,151	3,502
4936	Garbage Removal	0	1,000	-	-
8410	Electricity	14,000	14,000	16,981	13,307
	<i>Subtotal</i>	95,836	98,086	118,870	76,360
8010	State Retirement	4,591	3,864	2,213	9,530
8030	Social Security	13,000	13,000	10,554	12,724
8035	MTA Tax	300	300	68	280
8040	Workers' Compensation	2,000	2,000	1,084	1,054
	<i>Subtotal</i>	19,891	19,164	13,918	23,589
8061	Health	3,370	4,226	4,929	29
8062	Dental	174	174	(48)	166
8063	Optical	30	30	(4)	17
	<i>Subtotal</i>	3,575	4,430	4,877	212
INTERFUND TRANSFER/INDEBTEDNESS					
9901.736	Principal - BANs	6,000	6,000	-	-
9901.737	Interest - BANs	2,680	2,891	2,500	-
9901.716	Serial Bonds - Principal	18,548	4,764	1,115	1,088
9901.717	Serial Bonds - Interest	19,215	4,650	251	306
	<i>Subtotal</i>	46,443	18,305	3,866	1,394
4980	Administrative Charge	86,556	27,902	21,095	25,335
4984	DPW - Admin Charge	-	15,430	17,131	14,295
4985	Administrative Charge Town Attorney	-	3,000	3,000	3,000
4991	Debt Management Administrative Charge	-	14	17	19
4987	Parks Administrative Charge	-	22,478	19,023	17,435
	<i>Subtotal</i>	86,556	68,824	60,266	60,084
TOTAL BUDGETED/ACTUAL EXPENSES		393,541	349,791	333,724	337,938

Town of North Hempstead				
Town Operated Special Districts	Adopted Budget	Adopted Budget	Actual	Actual
	2020	2019	2018	2017

HARBOR HILLS PARK DISTRICT (cont.)

REVENUE

2025	Beach & Pool Fees	3,000	3,000	1,729	3,727
2025.002	Special Rec Facility Charges Beach & Pool Fees	-	-	170	85
2401	Interest Earned	3,350	1,000	2,466	1,991
4960	Federal Aid, Emergency Disaster Assistance	-	-	(52,839)	-
5031.007	Interfund Transfer In - BAN premium	17,117	4,082	-	-
5031.008	Interfund Transfer In - Capital Project Interest	1,986	-	-	-
	TOTAL ESTIMATED/ACTUAL REVENUE	25,453	8,082	(48,473)	5,803

SUMMARY

TOTAL BUDGETED/ACTUAL EXPENSES	393,541	349,791	333,724	337,938
ACTUAL FUND BALANCES AT END OF PERIOD			261,390	332,970
	393,541	349,791	595,115	670,908

TOTAL ESTIMATED/ACTUAL REVENUE	25,453	8,082	(48,473)	5,803
APPROPRIATED FUND BALANCES	30,000	31,091		
ACTUAL FUND BALANCES AT BEGINNING OF PERIOD			332,970	354,487
RAISED BY TAXATION			310,618	310,618
AMOUNT TO BE RAISED BY TAXATION	338,088	310,618		
	393,541	349,791	595,115	670,908

TAX LEVY

TAXABLE VALUATION

CLASS I - RESIDENTIAL PROPERTIES	405,252	422,304	458,193	458,193
Tax rate Per 100	83.427	73.553	67.792	67.792
Tax Levy	338,088	310,618	310,618	310,618
TOTAL TAXABLE VALUATION	405,252	422,304	458,193	458,193
TAX LEVY	338,088	310,618	310,618	310,618

Town of North Hempstead					
Town Operated Special Districts	Adopted	Adopted	Actual	Actual	
	Budget	Budget	2018	2017	
	2020	2019	2018	2017	
SP155 MANHASSET BAY PARK DISTRICT					
EXPENSES					
4261	Insurance	245	500	350	190
4750	Repair & Maintenance	13,330	13,330	349	81
4753	R & M - Plant & Grounds	5,658	5,658	896	-
4920	Improvements	500	500	-	-
	<i>Subtotal</i>	19,733	19,988	1,595	271
INTERFUND TRANSFER					
9901.716	Serial Bonds - Principal	7,930	7,540	7,150	7,176
9901.717	Serial Bonds - Interest	2,590	2,977	3,344	3,828
	<i>Subtotal</i>	10,520	10,517	10,494	11,004
4980	Administrative Charge	6,548	1,908	2,099	2,165
4985	Administrative Charge - Town Attorney	0	500	500	500
4991	Administrative Charge - Debt	0	222	240	258
4987	Parks Administrative Charge	0	2,552	3,320	2,428
	<i>Subtotal</i>	6,548	5,182	6,159	5,351
TOTAL BUDGETED/ACTUAL EXPENSES		36,801	35,687	18,249	16,625
REVENUE					
2401	Interest Earned	1,760	250	1,320	485
5031.008	Interfund Transfer in - Capital Project Interest	491	-	-	-
TOTAL ESTIMATED/ACTUAL REVENUE		2,251	250	1,320	485
SUMMARY					
TOTAL BUDGETED/ACTUAL EXPENSES		36,801	35,687	18,249	16,625
ACTUAL FUND BALANCES					
AT END OF PERIOD				163,098	143,636
		36,801	35,687	181,347	160,261
TOTAL ESTIMATED/ACTUAL REVENUE		2,251	250	1,320	485
APPROPRIATED FUND BALANCES					
ACTUAL FUND BALANCES					
AT BEGINNING OF PERIOD				143,636	123,385
RAISED BY TAXATION				36,391	36,391
AMOUNT TO BE RAISED BY TAXATION		34,550	35,437		
		36,801	35,687	181,347	160,261
TAX LEVY					
TAXABLE VALUATION					
CLASS I - RESIDENTIAL PROPERTIES		337,386	348,544	356,914	369,303
Tax rate Per 100		10.241	10.167	10.196	9.854
Tax Levy		34,550	35,437	36,391	36,391
TOTAL TAXABLE VALUATION		337,386	348,544	356,914	369,303
TAX LEVY		34,550	35,437	36,391	36,391

Town of North Hempstead					
Town Operated Special Districts	Adopted	Adopted	Actual	Actual	
	Budget	Budget	2018	2017	
	2020	2019			
SP154 CLINTON G. MARTIN PARK DISTRICT					
PERSONAL SERVICES					
1000	Full Time	322,026	313,726	293,192	236,826
1200	Part Time / Seasonal	330,000	245,000	256,940	23,955
1300	Overtime	22,000	20,000	22,779	13,157
1400	Night Differential	4,000	4,000	2,438	1,606
	<i>Subtotal</i>	<u>678,026</u>	<u>582,726</u>	<u>575,349</u>	<u>275,544</u>
EXPENSES					
4020	Postage	-	-	6,216	-
4210	Water	7,500	5,000	1,720	1,009
4220	Heating	6,000	7,150	4,012	1,710
4261	Insurance, Fire and Liability	21,445	4,500	4,921	4,408
4400	Contingency	30,000	-	-	-
4429	Professional Services	-	-	-	-
4440	Credit Card Fees	4,000	3,000	4,550	-
4525	CSEA Legal Fees	430	430	300	650
4660	Uniforms & Laundry	4,000	4,000	3,470	545
4670	Gas, Oil, etc.	1,000	1,000	-	-
4680	Chemicals & Testing	35,000	30,000	24,389	-
4715	Services Rendered by Other Funds	5,000	-	8,212	-
4740	T.P.S. - Operating Equipment	8,000	8,000	2,407	-
4743	T.P.S. - Plant & Grounds	20,000	20,000	17,175	9,072
4752	R & M - Operating Equipment	1,000	1,000	310	588
4753	R & M - Plant & Grounds	14,000	7,000	5,281	3,897
4902	Recreational Supplies	5,000	5,000	3,072	71
4930	Contractual Services	15,000	15,000	9,753	3,410
4936	Garbage Removal	-	1,000	-	-
8410	Electricity	48,500	48,500	42,416	20,679
	<i>Subtotal</i>	<u>225,875</u>	<u>160,580</u>	<u>138,204</u>	<u>46,040</u>
8010	State Retirement	58,889	60,892	56,174	54,882
8030	Social Security	42,275	42,275	41,623	21,405
8035	Metropolitan Commuter Transportation Mobility Tax	515	515	245	515
8040	Workers' Compensation	5,000	5,000	2,873	4,801
8055	Disability	-	-	-	2
	<i>Subtotal</i>	<u>106,679</u>	<u>108,682</u>	<u>100,914</u>	<u>81,604</u>
HOSPITAL & MEDICAL INSURANCE					
8061	Health	57,446	56,459	51,000	54,419
8062	Dental	9,923	9,450	5,729	6,784
8063	Optical	700	700	404	477
8064	Health & Medical Reimbursement	1,969	2,250	2,500	2,500
	<i>Subtotal</i>	<u>70,037</u>	<u>68,859</u>	<u>59,634</u>	<u>64,180</u>
INTERFUND TRANSFER					
9901.716	Serial Bonds - Principal	1,030,856	1,020,278	260,228	12,380
9901.717	Serial Bonds - Interest	587,104	640,449	660,308	2,767
	<i>Subtotal</i>	<u>1,617,960</u>	<u>1,660,727</u>	<u>920,536</u>	<u>15,147</u>
4980	Administrative Charge	238,054	48,469	80,864	52,371
4984	DPW Admin Charges	0	30,859	72,804	14,295
4985	Town Attorney Administrative Charge	0	3,000	3,000	3,000
4987	Parks Administrative Charge	0	39,046	72,922	56,386
4991	Administrative Charge - Debt	0	53,869	150	181
	<i>Subtotal</i>	<u>238,054</u>	<u>175,243</u>	<u>229,740</u>	<u>126,232</u>
TOTAL BUDGETED/ACTUAL EXPENSES		<u>2,936,630</u>	<u>2,756,817</u>	<u>2,024,378</u>	<u>608,747</u>

Town of North Hempstead				
Town Operated Special Districts	Adopted	Adopted	Actual	Actual
	Budget	Budget	2018	2017
	2020	2019		

CLINTON G. MARTIN PARK DISTRICT (cont.)

REVENUE					
1081	Payment in Lieu of Taxes	-	-	-	948
1081.001	Payment in Lieu of Taxes - LIPA	17,605	16,938	16,937	15,859
1090	Property Tax Interest & Penalties	-	-	-	54
2025.002	Pool Fees	370,000	400,000	371,332	1,480
2401	Interest Earned	9,650	3,034	6,554	3,034
2410	Rental of Real Property	15,000	15,000	15,000	15,000
2701	Refund Prior Years Expenses	-	-	(378)	-
2770	Other Unclassified Revenue	100	100	20	-
2801	Interfund Revenues	-	-	1,001	60,000
5031.007	Interfund Transfer In - BAN premium	-	70,032	-	-
5031.008	Interfund Transfer In - Capital Project Interest	163,438	-	-	-

TOTAL ESTIMATED/ACTUAL REVENUE	575,793	505,104	410,465	96,375
--------------------------------	---------	---------	---------	--------

SUMMARY

TOTAL BUDGETED/ACTUAL EXPENSES	2,936,630	2,756,817	2,024,378	608,747
--------------------------------	-----------	-----------	-----------	---------

ACTUAL FUND BALANCES AT END OF PERIOD			632,398	918,439
--	--	--	---------	---------

	2,936,630	2,756,817	2,656,776	1,527,186
--	-----------	-----------	-----------	-----------

TOTAL ESTIMATED/ACTUAL REVENUE	575,793	505,104	410,465	96,375
--------------------------------	---------	---------	---------	--------

APPROPRIATED FUND BALANCES		70,000		
----------------------------	--	--------	--	--

APPROPRIATED ASSIGNED - LIPA PILOTS*				14,768
--------------------------------------	--	--	--	--------

ACTUAL FUND BALANCES AT BEGINNING OF PERIOD			918,439	791,371
--	--	--	---------	---------

RAISED BY TAXATION			1,327,871	639,439
--------------------	--	--	-----------	---------

AMOUNT TO BE RAISED BY TAXATION	2,360,837	2,181,713		
---------------------------------	-----------	-----------	--	--

	2,936,630	2,756,817	2,656,776	1,527,185
--	-----------	-----------	-----------	-----------

TAX LEVY

TAXABLE VALUATION

CLASS I - RESIDENTIAL PROPERTIES	11,362,301	11,730,452	12,091,331	12,395,370
Tax rate Per 100	14.761	13.186	7.777	3.644
Tax Levy	1,677,191	1,546,727	940,343	451,687

CLASS II - RESIDENTIAL PROPERTIES	75,356	75,409	64,729	69,659
Tax rate Per 100	11.609	10.602	6.292	2.821
Tax Levy	8,748	7,995	4,073	1,965

CLASS III - UTILITY PROPERTIES	189,332	172,788	155,541	153,340
Tax rate Per 100	15.215	15.245	10.612	6.899
Tax Levy	28,807	26,342	16,506	10,579

CLASS IV - ALL OTHER PROPERTIES	4,090,770	4,236,113	4,322,131	4,051,963
Tax rate Per 100	15.794	14.179	8.490	4.324
Tax Levy	646,090	600,649	366,949	175,207

TOTAL TAXABLE VALUATION	15,717,759	16,214,762	16,633,732	16,670,332
-------------------------	------------	------------	------------	------------

TAX LEVY	2,360,837	2,181,713	1,327,871	639,439
----------	-----------	-----------	-----------	---------

* In 2016 Unbudgeted LIPA PILOT Revenues were received; 2017 budget reflects the corresponding reduction in Levy

Town of North Hempstead				
Town Operated Special Districts	Adopted Budget	Adopted Budget	Actual	Actual
	2020	2019	2018	2017

SP156 *Levitt Park at Roslyn Heights*

NO EXPENSES BUDGETED FOR THIS DISTRICT

Town of North Hempstead					
Town Operated Special Districts	Adopted	Adopted	Actual	Actual	
	Budget	Budget	2018	2017	
	2020	2019			
ST016 PORT WASHINGTON PUBLIC PARKING DISTRICT					
PERSONAL SERVICES					
1000	Full Time	320,750	328,987	317,534	289,548
1200	Part Time / Seasonal	8,000	8,000	5,724	14,483
1300	Overtime	25,000	25,000	21,994	15,463
1400	Night Differential	-	-	211	431
	<i>Subtotal</i>	353,750	361,987	345,463	319,925
2000	Equipment & Capital Outlay	40,000	40,000	9,789	14,320
EXPENSES					
4010	Stationery & Printing	500	500	688	51
4040	Office Supplies	500	500	593	342
4210	Water	300	300	589	235
4220	Heating	3,600	3,600	971	-
4261	Insurance	8,450	7,000	6,214	5,245
4440	Credit Card Fees	30,000	30,000	29,943	27,769
4525	CSEA Legal Fees	430	430	300	63
4660	Uniforms & Laundry	3,500	2,500	2,217	1,256
4670	Gas, Oil, etc.	5,000	5,000	5,442	4,182
4690	Salt, Sand, etc.	3,000	2,500	-	10,912
4715	Services Rendered by Other Funds	7,500	5,000	6,123	852
4740	T.P.S. - Operating Equipment	4,500	4,500	3,444	3,799
4743	T.P.S. - Plant & Grounds	2,500	2,500	2,042	852
4752	R & M - Operating Equipment	6,000	4,000	7,475	7,786
4753	R & M - Plant & Grounds	2,000	2,000	702	-
4755	R & M - Meters & Equipment	7,500	5,000	2,889	8,363
4760	Tipping Fees	500	500	380	28
4920	R & M - Improvements	2,000	-	1,945	1,280
4930	Contractual Services	12,000	2,000	3,200	-
4970	Other Operating Expenses	500	500	5,202	255
4993	Taxes & Assessments	6,000	6,000	6,467	5,721
8410	Electricity	12,000	12,000	12,064	11,289
	<i>Subtotal</i>	118,280	96,330	98,889	90,281
	TOTAL PARKING	512,030	498,317	454,140	424,526

Town of North Hempstead					
Town Operated Special Districts	Adopted	Adopted	Actual	Actual	
	Budget	Budget	2018	2017	
	2020	2019			
ST016	PORT WASHINGTON PUBLIC PARKING DISTRICT				
8010	State Retirement	59,944	57,564	53,778	52,575
8030	Social Security	26,825	26,044	25,196	24,765
8035	Metropolitan Commuter Transportation Mobility Tax	1,100	1,100	304	582
8040	Workers' Compensation	3,000	2,500	40,760	1,907
8055	Disability Insurance	-	-	-	2
	<i>Subtotal</i>	90,869	87,208	120,037	79,831
	HOSPITAL & MEDICAL INSURANCE				
8061	Health	103,227	80,000	78,827	72,008
8062	Dental	6,064	5,775	4,629	4,598
8063	Optical	400	400	341	339
	<i>Subtotal</i>	109,690	86,175	83,797	76,945
	INTERFUND TRANSFER				
9901.716	Serial Bonds - Principal	339,652	342,343	321,393	300,425
9901.717	Serial Bonds - Interest	85,750	97,686	92,304	75,281
	<i>Subtotal</i>	425,402	440,029	413,697	375,706
	BOND ANTICIPATION NOTE				
9901.737	Interest	-	-	4,776	5,358
	<i>Subtotal</i>	-	-	4,776	5,358
4980	Administrative Charge	176,534	82,057	77,687	88,090
4984	Administrative Charge - DPW	-	5,143	17,131	14,295
4988	Administrative Charge - Public Safety	-	29,964	39,628	35,930
4985	Administrative Charge - Town Attorney	-	7,500	7,500	7,500
4991	Admin Services Charges - Debt	-	9,516	8,985	-
	<i>Subtotal</i>	176,534	134,180	150,931	145,814
	TOTAL BUDGETED/ACTUAL EXPENSES	1,314,526	1,245,909	1,227,378	1,108,180
	REVENUE				
1081	Payment in Lieu of Taxes	7,614	9,539	4,835	9,581
1081	Payment in Lieu of Taxes - LIPA	12,098	16,653	15,552	15,400
1090	Property Tax Interest & Penalties	-	-	20	-
1520	Parking Enforcement	85,000	65,000	65,000	65,000
1710	Parking Permits	85,000	85,000	90,707	84,668
1721	Parking Lots	470,000	460,000	477,805	473,858
1741	Meter Fees	250,000	260,000	249,958	260,181
2401	Interest Earned	4,060	1,000	4,203	1,036
2410	Rental Real Property	300	1,500	200	2,700
5031.007	Interfund Transfer In - BAN premium	-	16,293	-	-
5031.008	Interfund Transfer In - Capital Project Interest	11,999	-	-	-
	TOTAL REVENUE	926,071	914,985	908,306	921,263

Town of North Hempstead				
Town Operated Special Districts	Adopted Budget	Adopted Budget	Actual	Actual
	2020	2019	2018	2017
ST016 PORT WASHINGTON PUBLIC PARKING DISTRICT SUMMARY				
TOTAL BUDGETED/ACTUAL EXPENSES	1,314,526	1,245,909	1,227,378	1,108,180
ACTUAL FUND BALANCES AT END OF PERIOD			610,170	615,266
	<u>1,314,526</u>	<u>1,245,909</u>	<u>1,835,705</u>	<u>1,721,603</u>
TOTAL ESTIMATED/ACTUAL REVENUE	926,071	914,985	908,306	921,263
APPROPRIATED FUND BALANCES	75,000	40,000		
APPROPRIATED ASSIGNED - LIPA PILOTS*				16,012
ACTUAL FUND BALANCES AT BEGINNING OF PERIOD			615,266	504,183
RAISED BY TAXATION			312,133	296,157
AMOUNT TO BE RAISED BY TAXATION	313,455	290,923		
	<u>1,314,526</u>	<u>1,245,908</u>	<u>1,835,705</u>	<u>1,721,603</u>
TAX LEVY				
TAXABLE VALUATION				
CLASS I - RESIDENTIAL PROPERTIES	14,545,051	14,996,586	15,372,396	15,719,474
Tax rate Per 100	1.561	1.403	1.449	1.352
Tax Levy	<u>227,048</u>	<u>210,469</u>	<u>222,746</u>	<u>212,587</u>
CLASS II - RESIDENTIAL PROPERTIES	1,395,170	1,459,209	1,396,497	1,413,323
Tax rate Per 100	0.785	0.700	0.745	0.700
Tax Levy	<u>10,949</u>	<u>10,208</u>	<u>10,404</u>	<u>9,893</u>
CLASS III - UTILITY PROPERTIES	362,489	341,145	315,309	329,806
Tax rate Per 100	1.426	1.383	1.730	2.058
Tax Levy	<u>5,169</u>	<u>4,717</u>	<u>5,455</u>	<u>6,787</u>
CLASS IV - ALL OTHER PROPERTIES	3,937,494	4,036,897	4,327,009	4,008,924
Tax rate Per 100	1.785	1.623	1.698	1.670
Tax Levy	<u>70,289</u>	<u>65,529</u>	<u>73,473</u>	<u>66,961</u>
TOTAL TAXABLE VALUATION	<u>20,240,204</u>	<u>20,833,837</u>	<u>21,411,211</u>	<u>21,471,527</u>
TAX LEVY	<u>313,455</u>	<u>290,923</u>	<u>312,133</u>	<u>296,157</u>

Town of North Hempstead				
Town Operated Special Districts	Adopted	Adopted	Actual	Actual
	Budget	Budget	2018	2017
	2020	2019		

SM017 TOWN OF NORTH HEMPSTEAD SIDEWALK DISTRICT

PERSONAL SERVICES					
1000	Full Time	955,508	991,112	834,637	877,755
1200	Part Time / Seasonal	98,000	98,000	36,916	26,280
1300	Overtime	50,000	50,000	49,456	49,456
	<i>Subtotal</i>	1,103,508	1,139,112	921,009	953,491
EXPENSES					
4261	Insurance, Fire, Liability	22,690	25,000	21,558	15,020
4400	Contingency	20,000	31,484	-	-
4525	CSEA Legal Fees	1,031	1,000	600	100
4660	Uniforms & Laundry	6,000	6,000	3,021	3,612
4670	Gas, Oil, etc.	30,000	30,000	12,311	12,853
4715	Services Rendered by Other Funds	-	-	813	-
4740	T.P.S. - Operating Equipment	68,000	67,270	22,686	-
4746	Miscellaneous	90,000	90,000	80,304	82,478
4752	R & M - Operating Equipment	30,000	30,000	30,458	16,202
4760	Tipping Fees - Landfill	105,000	105,000	106,295	102,580
	<i>Subtotal</i>	372,721	385,754	278,045	232,846
8010	State Retirement	141,184	148,952	149,961	181,514
8030	Social Security	73,000	88,000	66,049	75,073
8035	Metropolitan Commuter Trans. Mobility Tax	2,600	2,600	816	1,780
8040	Workers' Compensation	24,000	4,000	9,739	6,250
8050	Unemployment Expenses	100	100	-	-
8055	Disability	-	-	-	6
	<i>Subtotal</i>	240,884	243,652	226,564	264,622
HOSPITAL & MEDICAL INSURANCE					
8061	Health	381,297	396,271	362,101	315,032
8062	Dental	26,460	25,200	19,431	18,704
8063	Optical	2,000	2,000	1,378	1,320
8064	Health & Medical	6,000	2,250	3,900	-
	<i>Subtotal</i>	415,757	425,721	386,810	335,056
INTERFUND TRANSFER					
9901	Interfund Transfer	502,425	586,426	593,289	591,189
9901.737	Bans - Interest	-	-	1,500	1,683
9901.716	Serial Bonds - Principal	96,993	103,978	70,467	68,303
9901.717	Serial Bonds - Interest	63,827	50,893	12,654	15,851
	<i>Subtotal</i>	663,244	741,297	677,910	677,026
4980	Administrative Charge	565,365	182,949	197,283	193,019
4984	DPW Administrative Charge	-	205,727	85,653	92,914
4984	DPW Administrative Charge	-	-	159,498	141,968
4985	Town Attorney Administrative Charge	-	150,000	150,000	150,000
4991	Debt Management Administrative Charge	-	820	991	897
	<i>Subtotal</i>	565,365	539,496	593,425	578,798
TOTAL BUDGETED/ACTUAL EXPENDITURES		3,361,479	3,475,032	3,083,763	3,041,838

Town of North Hempstead				
Town Operated Special Districts	Adopted Budget	Adopted Budget	Actual	Actual
	2020	2019	2018	2017

TOWN OF NORTH HEMPSTEAD SIDEWALK DISTRICT (cont.)

REVENUE					
1081	Payment in Lieu of Taxes	87,712	66,030	66,030	71,480
1081 .001	Payment in Lieu of Taxes - LIPA	219,444	228,173	228,174	209,231
1090	Property Tax Interest & Penalties	-	-	158	65
2401	Interest Earned	19,760	4,500	12,327	4,516
5031 .007	Interfund Transfer In - BAN premium	23,873	29,404	-	-
5031 .008	Interfund Transfer In - Capital Project Interest	8,690	-	-	-
5031.010	Interfund Transfer In - Debt Service Reserve	-	-	-	-
TOTAL ESTIMATED/ACTUAL REVENUE		359,479	328,107	299,524	285,292

SUMMARY

TOTAL BUDGETED/ACTUAL EXPENDITURES	3,361,479	3,475,032	3,083,763	3,041,838
ACTUAL FUND BALANCES AT END OF PERIOD			1,495,782	1,206,499
	3,361,479	3,475,032	4,579,545	4,244,381
TOTAL ESTIMATED/ACTUAL REVENUE	359,479	328,107	299,524	285,292
APPROPRIATED FUND BALANCE	-			
APPROPRIATED ASSIGNED - LIPA PILOTS*				202,695
ACTUAL FUND BALANCE AT BEGINNING OF PERIOD			1,206,499	1,087,241
RAISED BY TAXATION			3,073,522	2,871,848
AMOUNT TO BE RAISED BY TAXATION	3,002,000	3,146,925		
	3,361,479	3,475,032	4,579,545	4,244,381

TAX LEVY

TAXABLE VALUATION

CLASS I - RESIDENTIAL PROPERTIES	30,954,837	31,835,823	32,748,178	33,441,118
Tax rate Per 100	5.369	5.462	5.142	4.655
Tax Levy	1,661,922	1,738,885	1,683,911	1,556,772
CLASS II - RESIDENTIAL PROPERTIES	1,399,221	1,437,321	1,415,373	1,428,274
Tax rate Per 100	2.873	2.929	2.782	2.534
Tax Levy	40,193	42,101	39,376	36,192
CLASS III - UTILITY PROPERTIES	2,164,894	2,048,456	1,931,487	1,964,865
Tax rate Per 100	7.151	7.891	8.325	9.542
Tax Levy	154,820	161,641	160,796	187,488
CLASS IV - ALL OTHER PROPERTIES	19,619,289	20,316,879	20,900,347	19,667,031
Tax rate Per 100	5.836	5.928	5.691	5.549
Tax Levy	1,145,064	1,204,299	1,189,439	1,091,396
TOTAL TAXABLE VALUATION	54,138,241	55,638,479	56,995,385	56,501,288
TAX LEVY	3,002,000	3,146,925	3,073,522	2,871,848

* In 2016 Unbudgeted LIPA PILOT Revenues were received; 2017 budget reflects the corresponding reduction in Levy

Town of North Hempstead				
Town Operated Special Districts	Adopted	Adopted	Actual	Actual
	Budget	Budget	2018	2017
	2020	2019		

SW018 GREAT NECK WATER DISTRICT

4295	Hydrant Rental	48,960	48,960	48,960	48,960
4970	Other Operating Expenses	745	745	-	-
4980	Administrative Charge	545	3,227	2,845	-
4985	Town Attorney Administrative Charge	-	500	500	-
	TOTAL BUDGETED/ACTUAL EXPENSES	50,250	53,432	52,305	48,960

REVENUE

1081 .001	Payments in Lieu of Taxes - LIPA	7,902	8,201	8,201	7,664
2401	Interest Earned	300	53	94	43
	TOTAL ESTIMATED/ACTUAL REVENUE	8,202	8,254	8,295	7,707

SUMMARY

	TOTAL BUDGETED/ACTUAL EXPENSES	50,250	53,432	52,305	48,960
	ACTUAL FUND BALANCES				
	AT END OF PERIOD			3,799	8,955
		50,250	53,432	56,104	57,915

	TOTAL ESTIMATED/ACTUAL REVENUE	8,202	8,254	8,295	7,707
--	---------------------------------------	--------------	--------------	--------------	--------------

	APPROPRIATED FUND BALANCES				
	APPROPRIATED ASSIGNED - LIPA PILOTS*			5,956	
	ACTUAL FUND BALANCES				
	AT BEGINNING OF PERIOD			8,955	122

	RAISED BY TAXATION			38,854	50,086
--	---------------------------	--	--	--------	--------

	AMOUNT TO BE RAISED BY TAXATION	42,048	45,354		
		50,250	53,608	56,104	57,915

TAX LEVY

TAXABLE VALUATION

	CLASS I - RESIDENTIAL PROPERTIES	1,365,070	1,451,919	1,496,194	1,537,277
	Tax rate Per 100	2,672	2,695	2,136	2,654
	Tax Levy	36,469	39,129	31,959	40,799
	CLASS III - UTILITY PROPERTIES	241,687	201,773	207,482	216,389
	Tax rate Per 100	1,926	2,580	2,921	3,798
	Tax Levy	4,655	5,206	6,061	8,218
	CLASS IV - ALL OTHER PROPERTIES	25,783	25,864	28,071	34,614
	Tax rate Per 100	3,586	3,921	2,975	3,086
	Tax Levy	925	1,014	835	1,068
	TOTAL TAXABLE VALUATION	1,632,540	1,679,556	1,731,747	1,788,280
	TAX LEVY	42,048	45,349	38,854	50,086

* In 2016 Unbudgeted LIPA PILOT Revenues were received; 2017 budget reflects the corresponding reduction in Levy

**Town of North Hempstead
Town Operated Special Districts
Full Time - Salary Listing**

Fund #	Fund	Title (Number of Positions)	Adopted Budget 2020	Adopted Budget 2019	Actual 2018	Actual 2017
SL014	Lighting District	Sec Comm. Public Works	44,009	41,374	40,628	39,019
		Subtotal	44,009	41,374	40,628	39,019
SP152	Harbor Hills Park	Laborer I		23,309		
		Laborer II	24,526			34,149
		Subtotal	24,526	23,309	0	34,149
SP154	Clinton G. Martin Park District	Laborer I (2)	136,151	108,354	107,472	83,214
		Groundskeeper I	72,741	68,397	65,939	32,932
		Park Supervisor I	58,462	75,908	74,739	71,727
		Maintenance Mechanic I	54,672	56,431	55,887	54,261
		Subtotal	322,026	309,090	304,037	242,133
ST016	Port Washington Public Parking	Equipment Operator II (2)	150,058	166,090	165,563	164,401
		Laborer II	59,504	56,797	55,895	54,666
		Laborer I (2)	111,188	101,238	99,860	67,897
		Subtotal	320,750	324,125	321,319	286,964
SM017	Sidewalk District	Hwy Construction Supervisor (2)	164,262	94,488	93,570	92,624
		Highway Maintenance Supervisor I				41,634
		Equipment Operator III (1)	89,465	176,767	175,736	174,640
		Equipment Operator II		58,710	57,472	79,280
		Equipment Operator I		52,848	51,661	
		Equipment Operator I (2)				102,600
		Labor Supervisor I (2)	142,994	82,838	81,598	63,616
		Laborer I (6)	298,634	198,485	140,780	128,720
		Laborer II		73,019	72,980	72,876
		Maintenance Mason	83,041	81,062	80,442	79,774
		Clerk-Typist I	50,996	36,156		47,266
		Dep Comm Public Works	126,116	122,124	136,312	
		Subtotal	955,508	976,497	890,552	883,031



**COMMISSIONER OPERATED SPECIAL DISTRICTS
TABLE OF CONTENTS**

<u>FUND</u>	<u>DISTRICT</u>	<u>PAGE #</u>
SM311	Greater PW BID	1
	<u>FIRE PROTECTION DISTRICTS</u>	
SF331	Garden City Park Fire District	3
SF332	Manhasset-Lakeville Fire District	5
SF333	New Hyde Park Fire District	8
SF334	Westbury Fire District	10
	<u>GARBAGE DISTRICTS</u>	
SR341	Carle Place Garbage District	12
SR342	Glenwood Garbage District	14
SR343	Port Washington Garbage District	15
SR344	Roslyn Garbage District	17
	<u>LIBRARY DISTRICTS</u>	
L351	Shelter Rock Library District	19
L352	Gold Coast Library District	22
L353	Carle Place Library District	25
	<u>PARK DISTRICTS</u>	
SP361	Great Neck Parks District	26
SP362	Manhasset Park District	37
SM371	Port Washington Police District	40
	<u>WATER POLLUTION DISTRICTS</u>	
SS381	Belgrave Water Pollution	44
SS382	Great Neck Water Pollution District	47
SS383	Port Washington Water Pollution District	51
	<u>WATER DISTRICTS</u>	
SW391	Albertson Water District	56
SW392	Carle Place Water District	59
SW393	Garden City Park Water District	63
SW394	Glenwood Water District	67
SW395	Manhasset-Lakeville Water District	70
SW396	Port Washington Water District	74
SW397	Roslyn Water District	78
SW398	Westbury Water District	82

Commissioner Operated Special Districts	ADOPTED BUDGET 2020	ADOPTED BUDGET 2019	ACTUAL 2018	ACTUAL 2017
---	------------------------	------------------------	-------------	-------------

SM311 GREATER PORT WASHINGTON BUSINESS IMPROVEMENT DISTRICT

EXPENSES

ADMINISTRATIVE

1610.20	Equipment	300	300	-	-
1610.21	Copier Lease	3,200	3,500	2,971	2,969
1610.41	Executive Director	60,000	60,000	60,000	60,000
1610.43	Administrative Expenses	4,500	4,500	4,055	4,222
1610.44	Insurance	4,600	4,500	3,872	3,808
1610.45	Postage, Printing & Stationery	2,500	3,000	2,260	375
1610.46	Accountant Fees	2,000	2,000	2,000	2,000
1610.47	Legal Fees	6,000	6,000	1,650	5,133
1610.48	Rent & Utilities	7,200	7,200	6,028	5,730
1610.49	Telephone	2,400	2,400	2,277	2,191
1610.50	Auditing Fees	8,500	8,000	8,000	7,000
1610.51	Payroll Tax	5,000	5,500	4,628	5,457
1610.00	Administrative - Other	-	-	75	-
	TOTAL ADMINISTRATIVE	106,200	106,900	97,816	98,885

HOME & COMMUNITY SERVICES

8110.20	EQUIPMENT & CAPITAL OUTLAY				
8110.21	Streetscape Beautification	1,151	4,000	6,671	23,472
8110.22	Hanging Baskets	10,000	10,000	9,694	-
8110.23	LIRR Tree Beds	1,000	1,000	1,000	-
8110.24	Sailboat Banners	8,765	5,000	4,800	-
8110.25	Corn Stalks	2,800	-	-	-
8110.41	Sanitation - Sidewalks	7,300	6,000	5,267	6,335
8110.42	Sanitation - Receptacles	2,400	2,400	-	18,507
8180.41	Signage	-	-	-	125
8180.43	Website	500	500	300	250
8181.41	Business Recruitment	4,000	4,000	1,725	-
8181.42	Tenant Bonus Program	10,000	10,000	14,000	2,000
8181.43	Facade Grant Program	10,000	10,000	14,651	5,000
8181.44	Sign Grant Program -	6,000	-	-	-
8183.41	Holiday Advertising	-	-	-	413
8183.42	Spring Advertising	-	-	480	1,168
8183.43	Newsletter/Annual Report	-	-	-	1,439
8183.45	Restaurant Week	6,000	6,000	4,603	5,435
8183.46	Harborfest	1,400	1,400	1,250	1,250
8183.47	Port Holiday Magic	1,400	1,400	1,000	-
8183.48	Mother's Day Promotion	1,700	1,500	1,465	-
8183.49	Welcome to Port	1,000	700	599	-
8183.50	Halloween on Main	3,000	3,000	1,433	-
8184.42	Holiday Lighting Installation/Maintenance	20,000	20,000	14,379	14,424
8184.43	Signs	-	-	-	3,425
	TOTAL HOME & COMMUNITY SVCS	98,416	86,900	83,317	83,242

DEBT SERVICE

9700.00	TNH Admin Fee	804	135	160	183
9710.60	Principal	-	10,490	10,217	9,808
9710.70	Interest	-	995	1,317	1,718
	Subtotal	804	11,620	11,694	11,709

TOTAL BUDGETED/ACTUAL EXPENSES

205,420	205,420	192,827	193,836
----------------	----------------	----------------	----------------

REVENUE

2401	Interest Earnings	222	100	404	490
2770.2	Office Expense Reimbursement	3,000	3,000	2,763	2,733
2770.50	Insurance Recoveries	-	-	3,511	-
2770.70	Miscellaneous Revenue	189	-	237	165
3990	Intergovernmental Revenue	-	-	-	-
2770.5	Insurance Recoveries	-	-	-	-
3105.00	Grant Revenue	-	-	7,110	-
	TOTAL ESTIMATED/ACTUAL REVENUE	3,411	3,100	14,025	3,388

Town of North Hempstead				
Commissioner Operated Special Districts	ADPOTED BUDGET 2020	ADOPTED BUDGET 2019	ACTUAL 2018	ACTUAL 2017

SM311 GREATER PORT WASHINGTON BUSINESS IMPROVEMENT DISTRICT (cont.)

SUMMARY

TOTAL BUDGETED/ACTUAL EXPENSES	205,420	205,420	192,827	193,836
ACTUAL FUND BALANCE AT END OF PERIOD			15,368	140,996
	<u>205,420</u>	<u>205,420</u>	<u>208,195</u>	<u>334,832</u>
TOTAL ESTIMATED/ACTUAL REVENUE	3,411	3,100	14,025	3,388
APPROPRIATED FUND BALANCES	-	4,269		
ACTUAL FUND BALANCE AT BEGINNING OF PERIOD				140,774
RAISED BY TAXATION			194,170	190,670
AMOUNT TO BE RAISED BY TAXATION	202,009	198,051		
	<u>205,420</u>	<u>205,420</u>	<u>208,195</u>	<u>334,832</u>

TAX LEVY

ASSESSED VALUATION	2,286,205	2,217,814	2,264,899	2,320,438
TAX RATE PER 100	8.836	8.93	8.573	8.217
TAX LEVY	<u>202,009</u>	<u>198,051</u>	<u>194,170</u>	<u>190,670</u>

Town of North Hempstead				
Commissioner Operated Special Districts	ADPOTED	ADOPTED	ACTUAL 2018	ACTUAL 2017
	BUDGET 2020	BUDGET 2019		

SF331 GARDEN CITY PARK FIRE DISTRICT

3410-00 - FIRE FIGHTING

100	PERSONAL SERVICES-See Detail	728,000	665,000	347,887	351,140
	EQUIPMENT		-		
210	Office Equipment	40,000	25,000	110,797	3,825
225	Operating Equipment	230,000	155,000	484,698	89,623
270	Hose & Misc Fire Equipment	120,000	90,000	4,348	25,958
	Subtotal	390,000	270,000	599,843	119,406

EXPENSES

404	Office Supplies & Expenses	32,000	26,000	30,611	25,608
419	Telephone & Communications	27,000	27,000	22,414	25,023
420	Electricity	85,000	80,000	81,870	73,069
422	Heating	35,000	22,000	33,259	19,878
426	Insurance, Fire & Liability	118,000	115,000	109,589	105,261
435	Real Property Rental	2,000	2,000	2,000	2,000
436	Hydrant Rental	20,000	20,000	20,000	20,000
441	Legal Notices	1,000	1,000	-	-
447	Election Expenses	500	500	-	-
452	Auditing	8,500	8,500	7,750	7,500
453	Custodial	9,000	12,000	5,124	4,812
454	Legal	35,000	40,000	24,664	18,925
455	Medical	26,000	28,000	21,210	24,110
458	Other Professional Services	75,000	75,000	66,834	69,120
459	Fire Inspection	34,000	32,000	30,316	26,894
467	Gas, Oil, etc.	35,000	27,000	29,957	26,613
474	T, P & S - Plant & Grounds	34,000	22,000	31,820	16,832
475	REPAIRS & MAINTENANCE				
	Operating Equipment	110,000	108,000	73,742	119,078
	Plant & Grounds	140,000	140,000	101,247	104,073
	Alarm Systems	1,000	1,000	552	-
485	Education & Fire Prevention	52,000	55,000	41,116	40,133
486	Uniforms, Badges & Caps	18,000	20,000	7,984	14,362
489	Special Events - Public Drills, Parades & Inspections	69,000	55,000	65,373	48,067
492	Improvements	35,000	35,000	128,780	26,971
497	Other Operating Expenses	48,000	48,000	41,586	38,469
499	Miscellaneous	5,000	5,000	8,263	2,624
	Subtotal	1,055,000	1,005,000	986,061	859,422

TOTAL FIRE FIGHTING

		2,173,000	1,940,000	1,933,791	1,329,968
--	--	-----------	-----------	-----------	-----------

800	9010 - State Retirement	65,000	95,000	54,620	50,406
800	9025 - Service Awards Program	225,000	425,000	475,428	424,701
800	9030 - Social Security	58,000	52,000	27,518	27,347
800	9040 - Workers' Compensation	240,000	236,000	196,170	197,759
800	9060 - Hospital & Medical Insurance	150,000	145,000	102,404	90,138
900	9560 - Transfer to Capital Reserve Fund	600,000	540,000	984,070	764,000
	Subtotal	1,338,000	1,493,000	1,840,210	1,554,351

TOTAL BUDGETED/ACTUAL EXPENSES

		3,511,000	3,433,000	3,774,001	2,884,319
--	--	-----------	-----------	-----------	-----------

Town of North Hempstead				
Commissioner Operated Special Districts	ADPOTED BUDGET 2020	ADOPTED BUDGET 2019	ACTUAL 2018	ACTUAL 2017

SF331 GARDEN CITY PARK FIRE DISTRICT (cont.)

REVENUE

2401	Interest Earnings	3,500	2,500	2,676	1,324
2665	Sale of Equipment	7,500	7,500	80,070	13,000
2770	Other Unclassified Revenues	109,687	99,163	110,630	163,415
	TOTAL ESTIMATED/ACTUAL REVENUE	120,687	109,163	193,376	177,739

SUMMARY

TOTAL BUDGETED/ACTUAL EXPENSES	3,511,000	3,433,000	3,774,001	2,884,319
ACTUAL FUND BALANCES AT END OF PERIOD			72,283	393,885
	3,511,000	3,433,000	3,846,284	3,278,204
TOTAL ESTIMATED/ACTUAL REVENUE	120,687	109,163	193,376	177,739
APPROPRIATED FUND BALANCE - LIPA PILOT	-	-	-	-
ACTUAL FUND BALANCES AT BEGINNING OF PERIOD			393,885	330,786
RAISED BY TAXATION			3,259,023	2,769,679
AMOUNT TO BE RAISED BY TAXATION	3,390,313	3,323,837	-	-
	3,511,000	3,433,000	3,846,284	3,278,204

TAX LEVY

TAXABLE VALUATION

CLASS I - RESIDENTIAL PROPERTIES	6,605,769	6,829,440	7,057,904	7,273,532
Tax rate Per 100	39.544	37.380	35.368	29.122
Tax Levy	2,612,152	2,552,845	2,496,239	2,118,198
CLASS II - RESIDENTIAL PROPERTIES	7,774	8,024	6,732	6,995
Tax rate Per 100	20.964	19.958	18.304	15.011
Tax Levy	1,630	1,601	1,232	1,050
CLASS III - UTILITY PROPERTIES	137,475	125,446	113,356	116,723
Tax rate Per 100	30.507	32.387	36.451	43.486
Tax Levy	41,940	40,628	41,319	50,758
CLASS IV - ALL OTHER PROPERTIES	1,837,740	1,920,578	1,952,751	1,813,181
Tax rate Per 100	39.973	37.945	36.883	33.073
Tax Levy	734,591	728,763	720,233	599,673
TOTAL TAXABLE VALUATION	8,588,758	8,883,488	9,130,743	9,210,431
TAX LEVY	3,390,313	3,323,837	3,259,023	2,769,679

SALARY SCHEDULE

Supervisor	138,000	134,000	130,200	123,374
Firehouseman	104,000	99,000	98,054	93,087
Mechanic	84,000	82,000	57,785	74,490
Clerk Typist	67,000	65,000	61,848	60,189
Medics	335,000	285,000	-	-
TOTAL SALARY	728,000	665,000	347,887	351,140

Town of North Hempstead					
Commissioner Operated Special Districts	ADPOTED BUDGET 2020	ADOPTED BUDGET 2019	ACTUAL 2018	ACTUAL 2017	
SF332 MANHASSET-LAKEVILLE FIRE DISTRICT					
3410 - FIRE FIGHTING					
100	PERSONAL SERVICE - See Detail	2,094,200	2,077,073	2,051,341	2,048,272
EQUIPMENT					
210	Office Equipment	10,000	10,000	-	14,692
225	Operating Equipment	912,240	881,250	520,640	483,405
	Subtotal	922,240	891,250	520,640	498,097
EXPENSES					
404	Office Supplies & Expenses	39,000	33,000	39,829	24,887
419	Telephone & Communications	110,000	110,000	99,149	95,896
420	Electricity	120,000	120,000	114,653	108,573
421	Water	2,000	2,000	1,992	1,991
422	Heating	52,000	52,000	51,369	43,773
426	Insurance, Fire & Liability	260,000	245,000	224,122	214,809
430	Hydrant Rental	500	500	290	290
441	Legal Notices	2,000	2,000	1,155	972
447	Election Expenses	-	-	-	-
452	Auditing, Appraisals	80,000	42,000	41,175	41,525
452A	Appraisals	-	3,000	2,200	2,200
454	Legal	53,000	48,000	52,117	52,984
455	Medical	55,000	55,000	54,530	53,770
463	PERB, Meetings, Counsel, etc.	12,000	12,000	99	4,106
467	Gas, Oil, etc.	92,000	92,000	94,191	75,324
474	Tools, Parts & Supplies	30,000	30,000	25,770	30,865
475	REPAIRS & MAINTENANCE				
	Operating Equipment	616,760	552,000	541,523	525,385
	Plant & Grounds	365,000	331,000	362,580	311,078
485	Education & Fire Prevention	96,600	91,500	71,507	35,312
486	Uniforms, Badges & Caps	55,000	53,000	50,295	50,738
489	SPECIAL EVENTS				
	Public Drills, Parades & Inspection Bands	82,000	82,000	72,727	55,058
493	Contractual Expenses	140,000	140,000	133,065	121,828
495	HR & Payroll Services	15,000	15,000	10,355	10,039
499	Miscellaneous	-	-	1,681	4,850
	Subtotal	2,297,355	2,111,000	2,046,374	1,866,253
400	1930 - Judgments & Claims	-	-	39	34
400	1950 - Taxes & Assessments	2,500	2,500	3,007	2,029
800	9010 - State Retirement	294,000	272,354	269,977	289,586
800	9025 - Service Awards Program (LOSAP)	700,000	700,000	700,000	694,395
800	9030 - Social Security	165,442	164,089	151,028	150,557
800	9035 - MTA Transit Tax	7,120	7,030	6,831	6,135
800	9040 - Workers' Comp & Supl Ins.	336,020	380,750	275,252	350,823
800	9045 - Life Insurance	6,200	6,200	5,268	5,860
800	9060 - Hospital & Medical Insurance	725,000	726,204	572,187	575,339
900	9560 - Capital Reserve/ Grant Fund (Net of Outlay)	1,010,500	950,000	1,137,778	336,988
	Subtotal	3,246,782	3,209,127	3,121,367	2,411,746
9710 - SERIAL BONDS					
600	Principal	-	-	-	245,000
700	Interest	-	-	-	4,900
	Subtotal	-	-	-	249,900
TOTAL BUDGETED/ACTUAL EXPENSES		8,560,577	8,288,450	7,739,722	7,074,268

Town of North Hempstead				
Commissioner Operated Special Districts	ADPOTED BUDGET 2020	ADOPTED BUDGET 2019	ACTUAL 2018	ACTUAL 2017

SF332 MANHASSET-LAKEVILLE FIRE DISTRICT (cont.)

REVENUE					
1082	PILOT	540,790	540,790	743,511	346,094
2262	Charges for Fire Protection	1,207	1,207	1,200	1,200
2401	Interest Income	15,978	798	36,476	11,289
2410	Rental Income	630	630	630	1,190
2665	Sales of Equipment	-	-	28,500	20,900
2680	Insurance Recoveries	-	-	49,855	47,688
2701	Refund of Prior Year Expenditure	-	-	-	1,300
2770	Other Unclassified Revenue	-	-	-	48,635
TOTAL ESTIMATED/ACTUAL REVENUE		558,605	543,425	860,172	478,296

SUMMARY

TOTAL BUDGETED/ACTUAL EXPENSES	8,560,577	8,288,450	7,739,722	7,074,268
ACTUAL FUND BALANCES AT END OF PERIOD		5,459,937	5,459,937	4,767,148
	8,560,577	13,748,387	13,199,659	11,841,416
TOTAL ESTIMATED/ACTUAL REVENUE	558,605	543,425	860,172	478,296
APPROPRIATED FUND BALANCES				
ACTUAL FUND BALANCES AT BEGINNING OF PERIOD		5,459,937	4,767,148	4,115,919
RAISED BY TAXATION			7,572,339	7,247,201
AMOUNT TO BE RAISED BY TAXATION	8,001,972	7,745,025		
	8,560,577	13,748,387	13,199,659	11,841,416

TAX LEVY

TAXABLE VALUATION

Class I - RESIDENTIAL PROPERTIES	17,866,969	18,305,536	18,695,515	18,961,227
Tax Rate per 100	24.876	23.489	22.595	21.306
Tax Levy	4,444,597	4,299,787	4,224,252	4,039,879
Class II - RESIDENTIAL PROPERTIES	2,071,090	2,062,704	1,891,357	2,103,296
Tax Rate per 100	19.158	18.765	17.746	15.405
Tax Levy	396,775	387,066	335,640	324,013
Class III - UTILITY PROPERTIES	466,134	443,150	425,475	449,928
Tax Rate per 100	31.578	31.707	35.493	39.093
Tax Levy	147,196	140,510	151,014	175,890
CLASS IV - ALL OTHER PROPERTIES	11,587,817	11,868,135	11,883,593	11,252,784
Tax Rate per 100	26.005	24.584	24.079	24.060
Tax Levy	3,013,404	2,917,662	2,861,450	2,707,420
TOTAL TAXABLE VALUATION	31,992,010	32,679,525	32,895,940	32,767,235
TAX LEVY	8,001,972	7,745,025	7,572,356	7,247,202

Town of North Hempstead				
Commissioner Operated Special Districts	ADPOTED	ADOPTED	ACTUAL 2018	ACTUAL 2017
	BUDGET 2020	BUDGET 2019		

SF332 *MANHASSET-LAKEVILLE FIRE DISTRICT (cont.)*

SALARY SCHEDULE

Supervisor (1)	175,732	171,529	163,578	161,121
Clerk (2) <- (1)	151,427	145,583	136,888	130,536
Firehouse Maintainer (15) <- (10)	873,073	786,884	766,436	808,365
Asst. Supervisor (2) <- (1)	219,021	213,010	182,305	170,081
Treasurer (1)	-	102,376	97,383	92,245
Fire Apparatus Mechanic (2) <- (1)	198,452	192,108	187,381	170,682
Auto Mechanic (1) <- (2)	70,244	68,460	65,895	58,495
Summer Help	10,000	29,500	-	28,926
Part Time	91,964	96,702	131,318	107,418
Overtime & Increments	304,285	270,921	320,156	320,403
TOTAL SALARY	<u>2,094,200</u>	<u>2,077,073</u>	<u>2,051,341</u>	<u>2,048,272</u>

Town of North Hempstead				
Commissioner Operated Special Districts	ADPOTED BUDGET 2020	ADOPTED BUDGET 2019	ACTUAL 2018	ACTUAL 2017

SF333 **NEW HYDE PARK FIRE DISTRICT**

3410-00 - FIRE FIGHTING					
100	PERSONAL SERVICES-See Detail	754,000	725,000	648,947	634,671
EQUIPMENT					
225	Operating Equipment	390,000	362,000	300,150	303,751
	Subtotal	390,000	362,000	300,150	303,751
EXPENSES					
404	Office Supplies & Expenses	87,000	83,000	76,706	28,032
421	Light, Fuel & Telephone	160,000	155,000	153,827	143,900
425	Bonds - Treasurers etc.	-	-	-	-
426	Insurance	235,000	230,000	219,294	200,473
436	Hydrant Rental	515,000	525,000	489,922	477,850
441	Election Expense	3,000	3,000	1,300	2,202
452	Auditing	39,000	39,000	37,150	36,600
454	Legal	45,000	45,000	34,800	34,858
467	Gas, Oil, etc.	34,000	32,000	27,475	19,727
475	REPAIRS & MAINTENANCE				
	Operating Equipment	125,000	120,000	87,124	112,333
	Plant & Grounds	72,000	68,000	83,632	59,288
	Alarm Systems	20,000	20,000	3,409	3,320
485	Education & Fire Prevention	69,000	74,000	57,112	44,936
489	Special Events-Public Drills, Parades & Inspection, Physicals	109,000	109,000	100,681	85,999
499	Miscellaneous	500	1,000	-	-
	Subtotal	1,513,500	1,504,000	1,372,432	1,249,518
800	9030 - Social Security/MTA	57,000	56,000	49,644	48,551
800	9010 - State Retirement	80,000	90,000	74,180	67,535
800	9040 - Workers' Compensation	225,000	195,000	182,401	175,050
800	9025 - Service Awards Program (LOSAP)	680,000	680,000	804,086	825,208
800	9060 - Hospital & Medical Insurance	214,000	279,000	173,389	161,897
900	9560 - Transfer to Capital Reserve Fund	550,000	485,000	890,000	859,000
	Subtotal	1,806,000	1,785,000	2,173,700	2,137,241
TOTAL BUDGETED/ACTUAL EXPENSES		4,463,500	4,376,000	4,495,229	4,325,181
REVENUE					
1001	Tax levy - Town of Hempstead	826,496	806,613	793,631	789,684
2401	Interest Income	8,000	5,000	10,976	363
2410	Building Rental	500	500	490	840
2690	Compensation for Loss	-	-	-	79,131
2701	Refunds	16,000	4,000	62,036	52,286
2770	Unclassified Revenue	35,583	49,395	35,892	90,947
TOTAL ESTIMATED/ACTUAL REVENUE		886,579	865,508	903,025	1,013,251

Town of North Hempstead				
Commissioner Operated Special Districts	ADOPTED BUDGET 2020	ADOPTED BUDGET 2019	ACTUAL 2018	ACTUAL 2017

SF333 NEW HYDE PARK FIRE DISTRICT (cont.)

SUMMARY

TOTAL BUDGETED/ACTUAL EXPENSES	4,463,500	4,376,000	4,495,229	4,325,181
ACTUAL FUND BALANCES AT END OF PERIOD			304,368	459,009
	<u>4,463,500</u>	<u>4,376,000</u>	<u>4,799,597</u>	<u>4,784,190</u>
TOTAL ESTIMATED/ACTUAL REVENUE	886,579	865,508	903,025	1,013,251
APPROPRIATED FUND BALANCES - LIPA PILO	-	-		
ACTUAL FUND BALANCES AT BEGINNING OF PERIOD			459,009	409,846
RAISED BY TAXATION			3,437,563	3,361,093
AMOUNT TO BE RAISED BY TAXATION	3,576,921	3,510,492		
	<u>4,463,500</u>	<u>4,376,000</u>	<u>4,799,597</u>	<u>4,784,190</u>

TAX LEVY

TAXABLE VALUATION

CLASS I - RESIDENTIAL PROPERTIES	4,179,316	4,309,839	4,425,157	4,528,343
Tax rate Per 100	56.319	53.581	51	48.850
Tax Levy	<u>2,353,767</u>	<u>2,309,255</u>	<u>2,264,486</u>	<u>2,212,096</u>
CLASS II - RESIDENTIAL PROPERTIES	63,948	63,751	54,363	59,030
Tax rate Per 100	57.912	56.256	54	48.908
Tax Levy	<u>37,033</u>	<u>35,864</u>	<u>29,436</u>	<u>28,870</u>
CLASS III - UTILITY PROPERTIES	46,600	42,539	37,841	32,151
Tax rate Per 100	133.699	142.921	158	177.690
Tax Levy	<u>62,304</u>	<u>60,797</u>	<u>59,658</u>	<u>57,129</u>
CLASS IV - ALL OTHER PROPERTIES	1,689,996	1,731,962	1,788,278	1,692,562
Tax rate Per 100	66.498	63.776	61	62.803
Tax Levy	<u>1,123,817</u>	<u>1,104,576</u>	<u>1,083,983</u>	<u>1,062,980</u>
TOTAL TAXABLE VALUATION	<u>5,979,860</u>	<u>6,148,091</u>	<u>6,305,639</u>	<u>6,312,086</u>
TAX LEVY	<u>3,576,921</u>	<u>3,510,492</u>	<u>3,437,563</u>	<u>3,361,075</u>

SALARY SCHEDULE

Treasurer (1)	23,000	23,000	20,573	20,198
Secretary/Clerk (1)	23,000	23,000	21,911	21,588
Fire House Maintainers (4)	339,000	319,000	279,307	282,195
Mechanic (1) Part Time	10,000	10,000	6,995	5,577
Alarm System Maintainer (1) Part Time	29,000	25,000	22,159	18,751
Ambulance Medical Technicians (17) Part Ti	290,000	285,000	260,065	251,108
Clerk P/T (1)	40,000	40,000	37,937	35,254
TOTAL SALARY	<u>754,000</u>	<u>725,000</u>	<u>648,947</u>	<u>634,671</u>

Town of North Hempstead				
Commissioner Operated Special Districts	ADPOTED	ADOPTED	ACTUAL 2018	ACTUAL 2017
	BUDGET 2020	BUDGET 2019		

SF334 WESTBURY FIRE DISTRICT

3410-00 - FIRE FIGHTING

100	PERSONAL SERVICES-See Detail	920,559	921,343	958,916	874,433
	EQUIPMENT				
210	Office Equipment	25,000	30,000	5,991	8,855
225	Operating Equipment	250,000	240,000	244,656	141,196
	Subtotal	275,000	270,000	250,647	150,051
	EXPENSES				
404	Office Supplies & Expenses	120,000	110,000	118,405	101,520
419	Telephone & Communications	140,000	130,000	82,529	47,742
420	Electricity	63,000	60,000	59,928	57,277
422	Heating	25,000	23,000	23,257	21,454
427	Postage	5,000	10,000	31	10,000
428	Rent	3,000	3,000	2,520	2,740
441	Legal Notices	1,000	1,000	245	44
445	Dues	3,000	3,000	2,173	2,153
447	Election Expense	500	500	-	-
452	Auditing	29,000	27,000	25,000	24,000
454	Legal	10,000	10,000	3,000	3,000
466	Uniforms & Laundry	6,000	4,000	2,830	2,746
467	Gas, Oil, etc.	30,000	25,000	25,953	18,169
474	Tools, Parts & Supplies	95,000	95,000	85,233	91,085
475	REPAIRS & MAINTENANCE				
	Operating Equipment	160,000	140,000	138,645	133,812
	Plant & Grounds	115,000	125,000	91,490	76,811
	Alarm Systems	5,000	10,000	-	-
485	Education & Fire Prevention	50,000	40,000	43,035	28,705
486	Uniforms, Badges & Caps	18,000	15,000	5,061	9,921
489	Special Events - Public Drills, Parades & Inspection	55,000	57,000	47,570	49,539
	Bands	8,000	6,000	7,000	3,500
492	Improvements	125,000	135,000	115,170	55,451
	Subtotal	1,066,500	1,029,500	879,075	739,669
493	CONTRACTUAL EXPENSES				
	Payments to Fire Department	257,000	257,000	256,376	256,376
	Inspectors Fees	63,000	60,000	59,004	56,419
455	Medical	35,000	37,000	32,825	33,529
	Subtotal	355,000	354,000	348,205	346,324
400	1910 - Unallocated Insurance	175,000	165,000	159,680	150,569
800	9010 - State Retirement	130,000	143,000	125,306	140,305
800	9025 - Service Awards Program (LOSAP)	600,000	600,000	600,000	648,652
800	9030 - Social Security	71,000	70,000	70,591	66,633
800	9040 - Workers' Compensation	195,000	195,000	181,629	149,498
800	9055 - N.Y.S. Disability	400	400	350	350
800	9060 - Hospital & Medical Insurance	325,000	265,000	244,048	237,665
800	9070 - MTA Tax	3,000	3,000	2,764	2,494
900	9560 - Transfer to Capital Reserve Fund	400,000	425,000	840,000	583,000
	Subtotal	1,899,400	1,866,400	2,224,368	1,979,166
	TOTAL BUDGETEDACTUAL EXPENSES	4,516,459	4,441,243	4,661,211	4,089,643

Town of North Hempstead				
Commissioner Operated Special Districts	ADOPTED BUDGET 2020	ADOPTED BUDGET 2019	ACTUAL 2018	ACTUAL 2017

SF334 WESTBURY FIRE DISTRICT (cont.)

REVENUE					
2262	Charges for Fire Protection	1,150,000	1,150,000	1,174,853	1,150,644
2401	Interest	8,000	5,000	8,886	1,740
2680	Insurance Recoveries	-	-	111,318	85,454
2770	Other Unclassified Revenue	231,089	220,165	349,780	222,906
TOTAL ESTIMATED/ACTUAL REVENUE		1,389,089	1,375,165	1,644,837	1,460,744

SUMMARY

TOTAL BUDGETED/ACTUAL EXPENSES	4,516,459	4,441,243	4,661,211	4,089,643
ACTUAL FUND BALANCES AT END OF PERIOD			334,020	344,410
	4,516,459	4,441,243	4,995,231	4,434,053
TOTAL ESTIMATED/ACTUAL REVENUE	1,389,089	1,375,165	1,644,837	1,460,744
APPROPRIATED FUND BALANCES-lipa pilot	-	-		
ACTUAL FUND BALANCES AT BEGINNING OF PERIOD			344,410	209,979
RAISED BY TAXATION			3,005,984	2,763,330
AMOUNT TO BE RAISED BY TAXATION	3,127,369	3,066,078		
	4,516,458	4,441,243	4,995,231	4,434,053

TAX LEVY

TAXABLE VALUATION

CLASS I - RESIDENTIAL PROPERTIES	3,224,809	3,289,971	3,362,159	3,429,922
Tax rate Per 100	44.038	42.479	40.278	36.453
Tax Levy	1,420,132	1,397,547	1,354,210	1,250,309
CLASS II - RESIDENTIAL PROPERTIES	611,910	647,386	650,278	708,470
Tax rate Per 100	26.265	24.645	23.714	20.041
Tax Levy	160,719	159,548	154,207	141,984
CLASS III - UTILITY PROPERTIES	244,252	231,025	215,758	217,043
Tax rate Per 100	121.656	119.937	106.080	120.486
Tax Levy	297,147	277,084	228,876	261,506
CLASS IV - ALL OTHER PROPERTIES	2,971,632	3,097,403	3,270,664	2,960,486
Tax rate Per 100	42.043	39.772	38.790	37.478
Tax Levy	1,249,371	1,231,899	1,268,691	1,109,531
TOTAL TAXABLE VALUATION	7,052,603	7,265,785	7,498,859	7,315,921
TAX LEVY	3,127,369	3,066,078	3,005,984	2,763,330

SALARY SCHEDULE

Supervisor (1)	110,384	108,629	106,643	104,832
Firehousemen (6)	444,326	436,066	426,247	417,218
Maintainer (2)	151,293	178,633	165,275	166,913
Retirees			75,141	
Overtime/Shift Differential	135,000	120,000	108,813	110,170
Clerk Typist (1)	79,556	78,015	76,797	75,300
TOTAL SALARY	920,559	921,343	958,916	874,433

Town of North Hempstead				
Commissioner Operated Special Districts	ADPOTED BUDGET 2020	ADOPTED BUDGET 2019	ACTUAL 2018	ACTUAL 2017
SR341 CARLE PLACE GARBAGE DISTRICT				
100 Commissioners Fees	20,000	20,000	17,360	19,040
EXPENSES				
404 Office Supplies & Expenses	700	600	846	419
425 Bonds-Commissioners & Treasurers	600	600	528	528
441 Legal Notices	1,000	1,000	720	728
447 Election Expenses	500	1,000	273	268
452 Auditing	10,000	10,000	9,950	9,950
454 Legal	5,000	5,000	4,000	4,000
493 Contractual Services - Removal of Garbage	900,000	870,000	870,099	860,551
Recycle Pails	-	-	-	-
Subtotal	917,800	888,200	886,416	876,444
800 9030 - SOCIAL SECURITY TAXES	1,900	1,900	1,328	1,457
9730 - BOND ANTICIPATION NOTES				
600 Principal	41,252	41,252	39,287	37,429
700 Interest	2,213	2,213	2,479	3,432
Subtotal	43,465	43,465	41,766	40,861
TOTAL BUDGETED/ACTUAL EXPENSES	983,165	953,565	946,870	937,802
REVENUE				
2401 Interest Earnings	135	396	706	181
PILOT Tax Monies	9,947	11,942	14,216	9,037
TOTAL ESTIMATED/ACTUAL REVENUE	10,082	12,338	14,922	9,218
SUMMARY				
TOTAL BUDGETED/ACTUAL EXPENSES	983,165	953,565	946,870	937,802
ACTUAL FUND BALANCES AT END OF PERIOD				366,742
	983,165	953,565	946,870	1,304,544
TOTAL ESTIMATED/ACTUAL REVENUE	10,082	12,338	14,922	9,218
APPROPRIATED FUND BALANCES	59,999	61,271	59,513	
APPROPRIATED FUND BALANCE -LIPA PILOT	1,272	-		
ACTUAL FUND BALANCES AT BEGINNING OF PERIOD				455,277
RAISED BY TAXATION			872,435	840,049
AMOUNT TO BE RAISED BY TAXATION	911,811	879,956		
	983,164	953,565	946,870	1,304,544

Town of North Hempstead				
Commissioner Operated Special Districts	ADPOTED	ADOPTED	ACTUAL 2018	ACTUAL 2017
	BUDGET 2020	BUDGET 2019		

SR341 CARLE PLACE GARBAGE DISTRICT (cont.)

TAX LEVY

TAXABLE VALUATION

CLASS I - RESIDENTIAL PROPERTIES	1,169,041	1,203,688	1,241,726	1,280,683
Tax rate Per 100	22.900	21.478	20.420	19.130
Tax Levy	267,712	258,533	253,560	244,995
CLASS II - RESIDENTIAL PROPERTIES	178,671	187,472	178,437	178,437
Tax rate Per 100	17.144	15.805	15.611	15.089
Tax Levy	30,632	29,630	27,856	26,924
CLASS IV - ALL OTHER PROPERTIES	2,385,644	2,573,230	2,645,742	2,475,405
Tax rate Per 100	25.715	22.998	22.228	22.951
Tax Levy	613,467	591,793	588,096	568,130
TOTAL TAXABLE VALUATION	3,733,356	3,964,390	4,065,905	3,934,525
TAX LEVY	911,811	879,956	869,512	840,049

Town of North Hempstead				
Commissioner Operated Special Districts	ADPOTED BUDGET 2020	ADOPTED BUDGET 2019	ACTUAL 2018	ACTUAL 2017

SR342 GLENWOOD GARBAGE DISTRICT

100	Commissioners Fees	12,500	12,500	12,085	12,275
EXPENSES					
404	Office Supplies & Expenses	3,000	3,000	2,134	2,589
425	Bonds-Commissioners & Treasurers	500	500	470	200
441	Legal Notices	150	150	342	162
447	Election Expenses	550	550	375	367
452	Auditing	10,750	10,750	10,550	10,750
454	Legal	1,000	1,000	1,000	1,000
493	CONTRACTUAL SERVICES				
	Removal of Garbage	39,500	38,500	36,785	35,182
	Subtotal	55,450	54,450	51,656	50,250
9730 - BOND ANTICIPATION NOTES					
600	Principal	2,233	2,233	-	-
650	Debt Service Fee	25	25	10	16
700	Interest	114	114	134	196
	Subtotal	2,372	2,372	144	212
TOTAL BUDGETED/ACTUAL EXPENSES		70,322	69,322	63,885	62,737
REVENUE					
2401	Interest Earnings	25	25	40	64
TOTAL ESTIMATED/ACTUAL REVENUE		25	25	40	64

SUMMARY

TOTAL BUDGETED/ACTUAL EXPENSES		70,322	69,322	63,885	62,737
ACTUAL FUND BALANCES AT END OF PERIOD				55,473	58,621
		70,322	69,322	119,358	121,358
TOTAL ESTIMATED/ACTUAL REVENUE		25	25	40	64
APPROPRIATED FUND BALANCES		7,996	8,101	-	-
ACTUAL FUND BALANCES AT BEGINNING OF PERIOD				58,621	60,751
RAISED BY TAXATION				60,697	60,543
AMOUNT TO BE RAISED BY TAXATION		62,301	61,196		
		70,322	69,322	119,358	121,358

TAX LEVY

TAXABLE VALUATION

CLASS I - RESIDENTIAL PROPERTIES		67,493	71,051	72,496	74,238
	Tax rate Per 100	19.201	17.889	17.135	16.699
	Tax Levy	12,960	12,710	12,422	12,397
CLASS IV - ALL OTHER PROPERTIES		210,988	210,324	209,615	179,022
	Tax rate Per 100	23.386	23.053	23.030	26.894
	Tax Levy	49,341	48,486	48,274	48,146
TOTAL TAXABLE VALUATION		278,481	281,375	282,111	253,260
TAX LEVY		62,301	61,196	60,697	60,543

Town of North Hempstead				
Commissioner Operated Special Districts	ADPOTED BUDGET 2020	ADOPTED BUDGET 2019	ACTUAL 2018	ACTUAL 2017

SR343 PORT WASHINGTON GARBAGE REMOVAL DISTRICT

100	Commissioners Fees	18,000	18,000	9,680	10,720
EXPENSES					
404	Office Supplies & Expenses	7,000	7,000	2,808	1,616
425	Bonds-Commissioners & Treasurers	1,000	749	500	270
426	Insurance, Fire & Liability	4,500	4,500	3,374	3,317
428	Rent	4,300	4,300	3,984	3,984
441	Legal Notices	1,200	1,200	1,354	92
447	Election Expenses	4,000	4,000	1,389	1,685
452	Auditing	7,000	7,000	3,750	3,500
454	Legal	20,000	20,000	5,000	5,500
456	Consultants	-	70,000	-	-
493	CONTRACTUAL SERVICES	2,303,056			
	Tip Fees (Town of North Hempstead)	45,000	2,349,117	2,481,337	2,271,486
499	Miscellaneous	-	-	1,459	2,179.00
	Subtotal	2,397,056	2,467,866	2,504,955	2,293,629
9730 - BOND ANTICIPATION NOTES					
600	Principal	153,481	148,928	141,794	135,093
700	Interest	4,490	7,937	8,949	1,350
	Subtotal	157,971	156,865	150,743	136,443
TOTAL BUDGETED/ACTUAL EXPENSES		2,573,027	2,642,731	2,665,378	2,440,792
REVENUE					
	Interest Earnings	-	-	1,171	1,938
	Unclassified	-	-	73,294	103,966
TOTAL ESTIMATED/ACTUAL REVENUE		-	-	74,465	105,904
SUMMARY					
TOTAL BUDGETED/ACTUAL EXPENSES		2,573,027	2,642,731	2,665,378	2,440,792
ACTUAL FUND BALANCES AT END OF PERIOD				1,267,979	1,199,310
		2,573,027	2,642,731	3,933,357	3,640,102
TOTAL ESTIMATED/ACTUAL REVENUE		-	-	74,465	105,904
APPROPRIATED FUND BALANCES		-	-	143,275	-
APPROPRIATED FUND BALANCE - LIPA PILOT		-	-		
ACTUAL FUND BALANCES AT BEGINNING OF PERIOD				1,495,361	1,385,252
RAISED BY TAXATION		-		2,220,256	2,148,946
AMOUNT TO BE RAISED BY TAXATION		2,573,027	2,642,731		
		2,573,027	2,642,731	3,933,357	3,640,102

Town of North Hempstead				
Commissioner Operated Special Districts	ADPOTED BUDGET 2020	ADOPTED BUDGET 2019	ACTUAL 2018	ACTUAL 2017

SR343 PORT WASHINGTON GARBAGE REMOVAL DISTRICT (cont.)

TAX LEVY

TAXABLE VALUATION

CLASS I - RESIDENTIAL PROPERTIES	7,371,719	7,585,308	7,823,892	7,983,335
Tax Rate Per 100	21.574	21.484	20.840	16.589
Tax Levy	1,590,408	1,629,600	1,630,499	1,324,355
CLASS II- RESIDENTIAL PROPERTIES	1,096,387	1,139,264	1,271,271	1,091,585
Tax Rate Per 100	9.954	9.795	8.384	7.841
Tax Levy	109,135	111,587	106,583	85,591
CLASS IV - ALL OTHER PROPERTIES	3,006,872	3,105,836	9,677,402	3,115,514
Tax Rate Per 100	29.050	29.027	9.372	23.720
Tax Levy	873,484	901,544	906,966	739,000
TOTAL TAXABLE VALUATION	11,474,978	11,830,408	18,772,565	12,190,434
TAX LEVY	2,573,027	2,642,731	2,644,049	2,148,948

Town of North Hempstead				
Commissioner Operated Special Districts	ADOPTED BUDGET 2020	ADOPTED BUDGET 2019	ACTUAL 2018	ACTUAL 2017

SR344 ROSLYN GARBAGE DISTRICT

100	PERSONAL SERVICES				
	Clerk	3,360	3,360	3,240	3,060
	Commissioners Fees	12,560	12,560	12,960	12,400
	Subtotal	15,920	15,920	16,200	15,460
	EXPENSES				
404	Office Supplies & Expenses	2,100	2,100	2,173	5,356
425	Bonds-Commissioners & Treasurers	700	700	2,064	-
426	Insurance	3,000	2,800	5,025	2,767
428	Rent	7,200	7,200	7,200	7,400
441	Legal Notices	2,000	2,000	1,187	503
446	Public Information & Education	2,000	2,000	-	-
447	Election Expenses	650	650	505	603
452	Auditing	7,000	6,500	2,500	7,000
454	Legal	5,000	5,000	5,000	5,000
493	CONTACTUAL SERVICES				
	Removal of Garbage	591,400	563,400	468,373	467,112
499	Miscellaneous	-	13	171	-
	Subtotal	621,050	592,363	494,198	495,741
800	9010 - State Retirement	2,200	2,200	1,891	1,820
800	9030 - Social Security	2,000	2,000	1,239	1,183
	Subtotal	4,200	4,200	3,130	3,003
	9730 - BOND ANTICIPATION NOTES				
600	Principal	52,665	50,760	48,300	46,022
700	Interest	1,466	2,669	3,049	4,318
	Subtotal	54,131	53,429	51,349	50,340
	TOTAL BUDGETED/ACTUAL EXPENDITURES	695,301	665,912	564,877	564,544
	REVENUE				
2401	Interest Earnings	-	-	645	412
2770	Unclassified	-	-	109,308	117,551
	TOTAL ESTIMATED/ACTUAL REVENUE	-	-	109,953	117,963
	SUMMARY				
	TOTAL BUDGETED/ACTUAL EXPENDITURES	695,301	665,912	564,877	564,544
	ACTUAL FUND BALANCE AT END OF PERIOD			479,834	445,177
	AT END OF PERIOD	695,301	665,912	1,044,711	1,009,721
	TOTAL ESTIMATED/ACTUAL REVENUE	-	-	109,953	117,963
	APPROPRIATED FUND BALANCES				
	ACTUAL FUND BALANCES				
	AT BEGINNING OF PERIOD			445,177	410,311
	RAISED BY TAXATION			489,581	481,447
	AMOUNT TO BE RAISED BY TAXATION	665,301	615,912		
		665,301	615,912	1,044,711	1,009,721

Town of North Hempstead				
Commissioner Operated Special Districts	ADPOTED BUDGET 2020	ADOPTED BUDGET 2019	ACTUAL 2018	ACTUAL 2017

SR344 ROSLYN GARBAGE DISTRICT (cont.)

TAX LEVY

TAXABLE VALUATION

CLASS I - RESIDENTIAL PROPERTIES	1,155,062	1,191,905	1,224,481	1,246,590
Tax rate Per 100	20.764	18.613	14	13.372
Tax Levy	239,841	221,849	166,872	166,694
CLASS II - RESIDENTIAL PROPERTIES	17,167	19,231	23,693	25,343
Tax rate Per 100	146.648	121.709	92	87.081
Tax Levy	25,175	23,406	21,876	22,069
CLASS IV - ALL OTHER PROPERTIES	1,724,784	1,767,560	1,920,170	1,714,309
Tax rate Per 100	23.208	20.970	16	17.073
Tax Levy	400,285	370,657	300,833	292,684
TOTAL TAXABLE VALUATION	2,897,013	2,978,696	3,168,344	2,986,242
TAX LEVY	665,301	615,912	489,581	481,447

Town of North Hempstead				
Commissioner Operated Special Districts	ADPOTED	ADOPTED	ACTUAL 2018	ACTUAL 2017
	BUDGET 2020	BUDGET 2019		

L351 SHELTER ROCK PUBLIC LIBRARY DISTRICT

7410-00 - Public Library

CODE**

141 &

141 & 142 PERSONAL SERVICES-See Detail

		2,083,719	2,089,184	1,844,441	1,850,863
203	Furniture & Equipment	21,000	18,000	70,098	62,147
EXPENSES					
410B	Books	78,500	81,500	63,807	72,565
411	Visual Media	16,800	17,300	12,242	10,633
412	Audio Media	19,500	19,500	18,979	21,312
413B	Periodicals-Nonmicroform	20,000	21,000	17,331	20,536
413D	Software/Online Databases	75,000	66,000	63,090	61,739
413E	Serials-Nonmicroform	13,000	15,000	11,763	15,402
417	A-V Rentals	2,200	3,200	3,385	1,317
430	Office & Library Supplies	22,000	19,979	18,970	25,497
431	Telephone	18,500	14,500	13,992	13,290
433-1	Postage & Freight	2,000	2,000	2,760	1,833
433-2	Member Lib Delivery Service	22,573	22,000	21,543	20,968
434	Programs, Publicity & Printing	82,500	77,700	66,374	68,053
435	Conferences, Meetings & Travel	4,800	3,200	2,476	2,939
436-1	Data Processing Service	48,000	45,000	43,315	39,001
436-2	Book Processing	1,600	1,800	1,514	1,606
437	Professional Fees	88,800	81,400	78,562	65,695
438	Membership Dues	1,900	1,900	1,723	1,778
439	Rental Repair & Maintenance of Office Equip	13,000	13,000	10,381	8,706
	Payroll Service	8,000	8,000	6,868	7,219
450-1					
450-1G	Gas	15,000	15,000	12,172	15,772
450-1E	Electric	72,000	70,000	70,015	62,377
450-2	Water	700	500	451	473
451	Custodial Supplies	13,000	13,000	12,556	12,714
452	Building Maintenance	22,000	22,000	26,714	25,779
454	Insurance	27,000	34,000	32,496	33,880
469	CONTRACTUAL SERVICES				
	Security	25,000	23,000	20,922	19,170
	Snow and Landscaping	17,000	18,000	16,770	10,950
	Garbage & Burglar Alarm	3,500	3,500	3,203	2,900
	Other Building Service Contracts	25,000	21,000	17,733	17,900
	Subtotal	758,873	733,979	672,107	662,004
TOTAL PUBLIC LIBRARY		2,863,592	2,841,163	2,586,646	2,575,014

**Coding system mandated by New York State Education Department

800	9010 - State Retirement	300,000	300,000	267,709	270,610
800	9030 - Social Security	159,405	158,553	129,858	133,643
800	9040 - Workers' Compensation	20,000	20,000	17,881	15,956
800	9050 - Unemployment Insurance	-	-	-	-
800	9055 - Disability Insurance	1,000	500	(101)	751
800	9060 - Hospital & Medical Insurance	438,200	475,329	435,663	400,815
900	9051 - Administrative Fee	8,417	7,449	8,371	9,263
	9700.0 -Serial Bond- Principal	407,404	392,940	380,887	368,833
	9789.0 Serial Bond- Interest	78,003	92,009	105,551	118,211
	Restricted Interest on Bonds	(2,244)	-	-	-
TOTAL BUDGETED/ACTUAL EXPENSES		4,273,777	4,287,943	3,932,465	3,893,096

Town of North Hempstead				
Commissioner Operated Special Districts	ADOPTED BUDGET 2020	ADOPTED BUDGET 2019	ACTUAL 2018	ACTUAL 2017

L351 SHELTER ROCK PUBLIC LIBRARY DISTRICT (cont.)

REVENUE					
2082	Library Charges (Fines)	18,500	18,000	18,231	18,354
2401	Interest Earnings	15,630	6,000	17,179	3,698
2410	Rental of Real Property - Meeting Room	200	100	135	165
2440	Income for Copy Machine & Microfilm Reader-Printer, etc.	5,000	10,350	4,541	10,090
2670	Library Material Sales	800	800	976	839
2705	Gifts & Donations	100	100	800	104
2770	Other Unclassified Revenue				
	PILOT Program	187,338	187,338	273,351	110,674
	Commissions,Misc,ERATE	6,050	-	10,394	-
	Restored Taxes	-	-	31,803	-
3840	State Aid for Libraries				
	State Local Incentive Aid Grant	7,500	7,000	7,171	8,679
	TOTAL ESTIMATED/ACTUAL REVENUE	<u>241,118</u>	<u>229,688</u>	<u>364,581</u>	<u>152,603</u>

SUMMARY

TOTAL BUDGETED/ACTUAL EXPENSES	4,273,777	4,287,943	3,932,465	3,893,096
ACTUAL FUND BALANCES AT END OF PERIOD			1,672,867	1,458,786
	<u>4,273,777</u>	<u>4,287,943</u>	<u>5,605,332</u>	<u>5,351,882</u>
TOTAL ESTIMATED/ACTUAL REVENUE	241,118	229,688	364,581	152,603
APPROPRIATED FUND BALANCES - LIPA PILO	-	150,000		
ACTUAL FUND BALANCES AT BEGINNING OF PERIOD			1,458,786	1,500,030
RAISED BY TAXATION			3,781,965	3,699,249
AMOUNT TO BE RAISED BY TAXATION	4,032,659	3,908,255		
	<u>4,273,777</u>	<u>4,287,943</u>	<u>5,605,332</u>	<u>5,351,882</u>

TAX LEVY

TAXABLE VALUATION

CLASS I - RESIDENTIAL PROPERTIES	11,199,951	11,526,313	11,911,260	12,168,929
Tax rate Per 100	30.601	28.736	26.855	25.690
Tax Levy	<u>3,427,293</u>	<u>3,312,201</u>	<u>3,198,769</u>	<u>3,126,198</u>
CLASS II - RESIDENTIAL PROPERTIES	2,517	2,517	3,507	3,507
Tax rate Per 100	57.213	55.759	38.800	38.353
Tax Levy	<u>1,440</u>	<u>1,403</u>	<u>1,361</u>	<u>1,345</u>
CLASS III - UTILITY PROPERTIES	299,610	273,553	245,962	253,540
Tax rate Per 100	22.035	23.364	26.293	36.059
Tax Levy	<u>66,020</u>	<u>63,913</u>	<u>64,671</u>	<u>91,424</u>
CLASS IV - ALL OTHER PROPERTIES	1,917,178	1,992,407	2,010,434	1,830,762
Tax rate Per 100	28.057	26.638	25.724	26.234
Tax Levy	<u>537,906</u>	<u>530,737</u>	<u>517,164</u>	<u>480,282</u>
TOTAL TAXABLE VALUATION	<u>13,419,256</u>	<u>13,794,790</u>	<u>14,171,163</u>	<u>14,256,738</u>
TAX LEVY	<u>4,032,659</u>	<u>3,908,254</u>	<u>3,781,965</u>	<u>3,699,249</u>

Town of North Hempstead				
Commissioner Operated Special Districts	ADOPTED BUDGET 2020	ADOPTED BUDGET 2019	ACTUAL 2018	ACTUAL 2017

L351 **SHELTER ROCK PUBLIC LIBRARY DISTRICT (cont.)**

7410-00 - Public Library - Continued

SALARY SCHEDULE

Library Director III	170,270	164,901	161,488	155,810
Assistant Director I (Current)	118,456	115,006	104,675	91,390
Librarian II (Retired 8/2016)	-	-	-	-
Librarian I	51,945	50,435	41,765	46,145
Librarian II	113,488	109,061	111,583	109,172
Librarian II	68,929	66,761	64,967	64,290
Librarian I	64,055	62,198	61,324	56,580
Librarian II	101,341	98,383	100,253	97,792
Librarian I	49,085	50,435	40,581	69,668
Librarian I (Retired 9/2015)	-	-	-	-
Librarian I	53,239	51,688	50,392	46,139
Librarian I	58,206	56,513	34,863	49,664
Librarian II/Lib III	113,563	109,716	110,003	107,009
Librarian I PT (2 Positions)	-	49,930	40,573	25,873
Computer Technician	57,606	55,933	54,431	53,604
Senior Account Clerk	-	87,275	85,730	82,456
Asst Business Manager	65,010	-	-	-
Library Assistant (Retired 6/2018)	-	-	52,472	80,419
Clerk-Typist	-	-	-	-
Principal Clerk	61,712	59,767	58,273	56,597
Secretary	50,595	48,995	47,679	46,406
Account Clerk	36,400	-	-	-
Clerk-Typist	46,112	44,769	42,756	38,536
Clerk-Typist	44,784	43,479	42,178	37,730
Clerk-Typist	41,759	40,543	40,153	35,042
Clerk-Typist	30,030	30,030	-	14,351
Clerk-Typist	31,782	30,856	21,975	28,387
Clerk-Typist	34,024	33,025	30,197	26,964
Clerk-Typist	30,030	-	-	-
Clerk-Part Time (5)	67,372	77,357	53,770	32,963
Custodian	64,835	62,946	61,255	59,847
Cleaner	59,607	57,886	56,350	54,392
Cleaner Part Time	13,098	12,716	13,053	12,945
Cleaner Part Time	18,574	10,820	23,992	16,373
Cleaner Part Time	11,144	18,033	14,508	30,844
Cleaner Part Time	18,634	18,091	16,438	17,076
Page-Full Time	35,749	34,708	32,244	29,427
Librarian Subs,ITA ,Pages and Sunday Coverage	-	-	-	-
	302,285	306,898	174,522	176,972
TOTAL SALARIES	2,083,719	2,059,154	1,844,441	1,850,863

Town of North Hempstead				
Commissioner Operated Special Districts	ADPOTED	ADOPTED	ACTUAL 2018	ACTUAL 2017
	BUDGET 2020	BUDGET 2019		

L352 GOLD COAST LIBRARY DISTRICT - TNH

EXPENSES

5000	Payroll - Professional				
	Sunday - Professional (2)				
5001	Director (1)	120,000	115,000	108,809	102,000
5002	Librarians F/T (4)	296,000	295,000	295,666	309,550
5003	Librarians P/T (9)	45,000	75,000	53,910	42,000
5010	Clerical F/T (4)	186,000	148,000	148,621	140,000
5011	Clerical P/T (4)	62,000	80,000	70,621	83,000
5012	Clerical Adm. (2)	90,000	88,000	88,921	55,000
5015	Pages (6)	37,250	36,750	33,160	37,000
5020	Custodian	13,500	13,250	12,298	-
5210	SS & Medicare	62,000	57,000	60,956	55,000
5220	NYS Retirement	92,000	92,000	94,457	115,000
5230	Workers Compensation	5,500	5,500	6,270	5,000
5240	Disability Insurance	1,200	1,200	958	1,500
5250	Health & Medical Insurance	100,000	90,000	89,044	80,000
5251	EAP Plan	700	700	696	700
5299	Unemployment Insurance	-	250	-	1,500
6410	Adult Books	35,000	38,000	29,632	40,000
6411	Adult Book CD's	7,500	7,500	8,847	7,000
6412	E-Books	17,000	15,000	14,724	15,000
6213	Downloadable Audio - Adult	13,000	12,000	12,074	11,000
6415	Adult DVD's	18,000	18,000	18,625	18,000
6416	Adult Audio CD's Music	3,250	3,500	3,916	4,000
6417	Young Adult Books	7,000	8,000	5,163	9,000
6418	Young Adult Audio	400	400	707	400
6419	Young Adult e-books	2,500	2,500	554	2,000
6420	Children's Books	14,000	16,000	12,520	15,000
6421	Children's Books CD's	1,500	900	1,052	1,200
6422	Children's Downloadable Audio	2,800	1,300	1,243	1,000
6423	Children's e-books	3,500	3,000	3,002	3,000
6425	Juvenile DVD's	3,000	3,750	3,446	3,750
6426	Children's Audio CD Music	500	800	897	900
6427	Video Games	3,000	3,500	2,399	4,000
6430	Data Bases	40,000	40,000	41,261	35,000
6440	Memberships	1,700	1,000	565	1,000
6441	Memberships - Director	-	250	1,155	350
6445	NLS Direct/Delivery	12,000	12,000	11,598	11,000
6450	Automation - Monthly Circ Chgs	17,000	15,000	17,050	12,000
6455	Magazines Subscriptions	6,250	6,500	6,018	8,000
6465	Book Processing	7,000	7,000	7,392	6,250
6470	Adult Programs	23,000	23,000	27,703	23,000
6471	Children's Programs	23,000	23,000	24,752	23,000
6472	Young Adult Programs	7,000	7,000	9,515	7,000
6474	Summer Reading	5,000	5,000	5,339	5,000
6475	Promotional Materials	2,000	2,000	757	2,000
6476	Museum Passes	6,000	6,000	5,742	5,000
6480	Payments to other libraries/patrons	400	400	340	400
8010	Commercial Package	19,000	18,500	18,361	16,000

Town of North Hempstead				
Commissioner Operated Special Districts	ADPOTED	ADOPTED	ACTUAL 2018	ACTUAL 2017
	BUDGET 2020	BUDGET 2019		

L352 GOLD COAST LIBRARY DISTRICT-TNH (cont.)

8110	Electric	13,000	13,750	12,339	15,000
8120	Gas	3,100	2,500	3,049	2,950
8125	Water	1,700	1,800	1,303	1,550
8205	Building Repair	10,000	10,000	8,321	20,000
8210	Rent	80,000	75,000	76,700	47,200
8250	Maintenance Supplies	2,000	2,200	1,892	2,000
8400	Maintenance & Service Contracts	9,500	9,500	8,340	12,000
8410	Snow Removal	600	600	-	1,000
8420	Cleaning/Janitorial	4,800	4,800	4,078	20,000
8440	Grounds Upkeep	1,400	1,500	919	2,000
8500	Building Improvement	8,450	10,000	-	15,000
7100	Payroll Service Fees	3,500	3,500	2,387	2,250
7605	Computer Equipment	3,500	5,000	2,595	21,000
7610	Internet	6,600	6,600	6,600	6,600
7615	Web Site	-	-	30	100
7620	Supplies	4,750	4,500	5,269	4,000
7623	Computer H/W	1,900	2,000	1,894	2,500
7625	Computer Software	5,500	5,500	4,383	5,500
7630	Telephone & FAX	4,100	4,100	4,344	4,600
7645	Newsletter	16,750	16,000	16,750	16,000
7650	Postage & Delivery	1,750	1,750	1,348	2,500
7725	Outside Consultants	-	2,000	-	5,000
7755	Auditors	11,000	11,000	9,450	10,000
7760	Accounting Fees	3,000	3,000	3,000	3,000
7765	Legal Fees	8,000	8,000	11,793	20,000
7840	Copier Supplies	6,000	6,000	7,036	3,000
7860	Equipment Repairs	-	250	-	1,250
7875	Advertising Expense	2,000	2,000	58	2,000
7910	Marketing	-	-	1,935	-
7925	Licenses & Fees	2,000	2,300	3,669	2,500
7930	Legal Notices	-	-	-	-
7950	Staff Development - Staff	2,700	3,000	2,089	3,000
7951	Staff Development - Director	2,000	2,200	1,461	2,000
7952	Director Cell Phone	600	600	600	600
7960	Security	3,250	3,250	2,280	3,250
7970	Storage Rental	15,000	14,400	14,400	14,400
7980	Furniture/Equipment	4,500	7,500	16,823	7,500
7990	Miscellaneous	-	-	114	400
7999	Vote Expense	4,000	4,250	3,688	3,750
TOTAL BUDGETED/ACTUAL EXPENSES		1,659,500	1,648,800	1,601,676	1,602,900
REVENUE					
Misc Revenue		51,100	27,500	37,913	28,250
NYS Library Aid		2,800	2,700	2,681	2,700
PILOT revenue		346,000	366,000	294,730	396,874
TOTAL BUDGETED/ACTUAL REVENUES		399,900	396,200	335,324	427,824

Town of North Hempstead				
Commissioner Operated Special Districts	ADOPTED BUDGET 2020	ADOPTED BUDGET 2019	ACTUAL 2018	ACTUAL 2017

L352 **GOLD COAST LIBRARY DISTRICT-TNH (cont.)**

SUMMARY

TOTAL BUDGETED/ACTUAL EXPENSES	1,659,500	1,648,800	1,601,676	1,602,900
Transfer to capital fund	-	-	70,000	-
ACTUAL FUND BALANCES AT END OF PERIOD	-	-	800,270	962,164
	<u>1,659,500</u>	<u>1,648,800</u>	<u>2,471,946</u>	<u>2,565,064</u>
TOTAL BUDGETED/ACTUAL REVENUES	399,900	396,200	335,324	438,132
ACTUAL FUND BALANCES AT BEGINNING OF PERIOD			1,064,128	966,829
APPROPRIATED FUND BALANCES	10,000	23,000		
RAISED BY TAXATION			1,072,494	1,160,103
AMOUNT TO BE RAISED BY TAXATION (Total North Hempstead and Oyster Bay)	1,249,600	1,229,600	-	
	<u>1,659,500</u>	<u>1,648,800</u>	<u>2,471,946</u>	<u>2,565,064</u>

TAX LEVY

TAXABLE VALUATION

CLASS I - RESIDENTIAL PROPERTIES	339,916	344,877	355,956	368,128
Tax rate Per 100	10.965	9.138	8.797	8.825
Tax Levy	<u>37,272</u>	<u>31,515</u>	<u>31,313</u>	<u>32,487</u>
CLASS III - UTILITY PROPERTIES	808,282	807,937	807,649	807,751
Tax rate Per 100	47.74	41.79	42.239	38.20
Tax Levy	<u>385,888</u>	<u>337,645</u>	<u>341,143</u>	<u>308,537</u>
CLASS IV - ALL OTHER PROPERTIES	245,881	245,218	223,103	216,500
Tax rate Per 100	10.00	8.41	8.357	8.16
Tax Levy	<u>24,583</u>	<u>20,633</u>	<u>18,645</u>	<u>17,669</u>
TOTAL TAXABLE VALUATION	<u>1,394,079</u>	<u>1,398,032</u>	<u>1,386,708</u>	<u>1,392,379</u>
TAX LEVY	<u>447,742</u>	<u>389,793</u>	<u>391,101</u>	<u>358,693</u>

Note: The Gold Coast Library District comprises portions of the Town of North Hempstead and the Town of Oyster Bay.

Town of North Hempstead				
Commissioner Operated Special Districts	ADPOTED	ADOPTED	ACTUAL 2018	ACTUAL 2017
	BUDGET 2020	BUDGET 2019		

L353 **CARLE PLACE LIBRARY FUNDING DISTRICT**

7410-00 - Public Library EXPENSES					
430	Office Supplies	500	500	-	100.00
433	Postage	3,500	4,500	252	200
434	Publicity & Printing	6,000	6,000	1,104	1,056
435	Conferences, Meetings & Travel	500	500	-	-
436	Contract with other library	800,000	800,000	690,279	690,279
437	Professional Fees (Legal, Bank Fees)	18,000	17,000	16,586	14,841
438	Membership Dues	500	500	-	-
447	Election expense	1,000	1,000	373	198
454	Insurance	15,000	15,000	2,556	2,295
TOTAL BUDGETED/ACTUAL EXPENSES		845,000	845,000	711,150	708,969

**Coding system mandated by New York State Education Department

REVENUE					
	PILOT	9,900	7,900	9,871	7,573
	Interest	100	100	119	179
TOTAL BUDGETED/ACTUAL REVENUES		10,000	8,000	9,990	7,752

SUMMARY

TOTAL BUDGETED/ACTUAL EXPENSES	845,000	845,000	711,150	708,969
ACTUAL FUND BALANCES AT END OF PERIOD			133,850	120,207
	845,000	845,000	845,000	829,176
TOTAL BUDGETED/ACTUAL REVENUES	10,000	8,000	9,990	7,752
APPROPRIATED FUND BALANCES	85,000	87,000	94,807	
APPROPRIATED FUND BALANCE - LIPA PILOT	-	-		
ACTUAL FUND BALANCES AT BEGINNING OF PERIOD			120,207	221,432
RAISED BY TAXATION			619,996	599,992
AMOUNT TO BE RAISED BY TAXATION	750,000	750,000		
	845,000	845,000	845,000	829,176

TAX LEVY

TAXABLE VALUATION

CLASS I - RESIDENTIAL PROPERTIES	2,104,363	2,173,740	2,251,123	2,330,921
Tax rate Per 100	24.890	24.099	19.288	17.938
Tax Levy	523,769	523,854	434,197	418,121
CLASS II - RESIDENTIAL PROPERTIES	178,671	187,472	178,437	178,437
Tax rate Per 100	5.974	5.713	4.743	4.587
Tax Levy	10,673	10,710	8,463	8,185
CLASS III - RESIDENTIAL PROPERTIES	123,933	114,987	105,554	107,576
Tax rate Per 100	2.487	2.714	2.612	3.399
Tax Levy	3,082	3,121	2,757	3,657
CLASS IV - ALL OTHER PROPERTIES	2,575,063	2,761,270	2,818,855	2,640,211
Tax rate Per 100	8.251	7.688	6.241	6.440
Tax Levy	212,475	212,295	175,925	170,030
TOTAL TAXABLE VALUATION	4,982,030	5,237,469	5,353,969	5,257,145
TAX LEVY	750,000	749,980	621,342	599,992

Town of North Hempstead				
Commissioner Operated Special Districts	ADOPTED BUDGET 2020	ADOPTED BUDGET 2019	ACTUAL 2018	ACTUAL 2017

SP361 GREAT NECK PARK DISTRICT

5650 - OFF STREET PARKING

100	PERSONAL SERVICES - See Detail	35,000	37,000	32,075	26,428
EXPENSES					
401	Stationery & Printing	5,310	4,310	6,308	4,775
409	Telephone	-	-	-	-
420	Electricity	7,500	7,500	7,296	7,085
421	Water	-	-	-	-
431	Leases - Land	420	420	420	420
441	Legal Notices	-	-	-	-
446	Public Information & Education	-	-	-	-
467	Gas, Oil, Etc.	1,200	1,500	948	1,145
474	Tools, Parts & Supplies	2,000	2,000	1,607	1,962
475	Repairs & Maintenance	1,500	1,500	-	900
497	Other Operating Expenses	150	100	225	-
	Subtotal	18,080	17,330	16,804	16,287
	TOTAL OFF STREET PARKING	53,080	54,330	48,880	42,715

7020-RECREATION ADMINISTRATION

100	PERSONAL SERVICES - See Detail	1,359,291	1,373,309	1,187,641	1,102,106
	Commissioner Fees	75,000	75,000	69,448	71,300
	Subtotal	1,434,291	1,448,309	1,257,089	1,173,406
225	Operating Equipment	27,600	60,200	15,841	62,605
EXPENSES					
200	Office Equipment	1,000	2,000	-	-
401	Stationery & Printing	3,000	4,000	2,675	1,754
402	Postage- Publicist	12,000	12,000	10,225	5,725
4021	Postage- Finance	5,000	5,000	3,228	4,757
4022	Postage- Parkwood Administration	499	750	64	645
4023	Postage- Beach Rd. Administration	500	500	814	797
403	Credit Card Fees	90,000	65,000	68,488	58,231
404	Office Supplies & Expenses	10,000	10,000	11,887	10,347
4041	Office Supplies - IT Equipment	17,400	15,200	21,750	14,003
405	Data Processing	205,540	149,000	119,434	132,472
409	Telephone	13,400	12,945	9,737	9,047
420	Electricity	12,000	12,000	9,582	10,806
421	Water	1,000	1,300	683	768
422	Heating	4,000	3,000	3,233	2,840
429	Equipment Rental	3,500	3,500	2,535	2,766
441	Legal Notices	2,000	1,000	565	1,090
445	Conferences, Meetings, Etc.	16,000	15,000	13,318	11,251
446	Public Information & Education- Misc.	4,000	4,000	3,033	1,414
4461	Public Information & Education- Graphic Arts	5,000	2,000	13,455	8,620
4462	Public Information & Education-Brochures &	12,000	12,000	10,434	10,104
4463	Public Information & Education- Special Even	3,500	3,500	2,810	411
447	Election Expense	12,500	15,000	10,764	14,901
452	Auditing	42,000	42,000	42,000	42,207
454	Legal	120,000	120,000	85,122	138,617
458	Other Professional Services	120,000	120,000	35,700	191,003
467	Gas, Oil Etc.	3,000	3,000	3,792	3,820
474	Tools Parts & Supplies	6,000	6,000	2,487	5,017
475	Repairs & Maintenance	8,000	8,000	1,812	5,646
497	Other Operating Expenses	3,500	3,500	3,013	4,620
	Subtotal	736,339	651,195	492,706	693,679
	TOTAL RECREATION ADMINISTRATION	2,198,230	2,159,704	1,765,636	1,929,690

Town of North Hempstead				
Commissioner Operated Special Districts	ADOPTED BUDGET 2020	ADOPTED BUDGET 2019	ACTUAL 2018	ACTUAL 2017

SP361 GREAT NECK PARK DISTRICT (cont.)

7110 - PARKS

100	PERSONAL SERVICES - See Detail	3,135,232	2,881,632	2,958,124	2,778,302
225	Operating Equipment	7,500	99,500	22,695	128,187
EXPENSES					
401	Stationery & Printing	500	1,000	-	-
404	Office Supplies & Expenses	1,000	1,000	162	96
405	Data Processing	-	6,000	5,828	-
409	Telephone	18,280	19,398	17,447	15,411
420	Electricity	53,000	43,000	50,577	40,544
421	Water	50,000	51,000	37,885	45,865
422	Heating	27,000	28,000	24,750	22,065
429	Equipment Rental	3,500	5,000	2,493	5,798
431	Leases - Land	37,000	37,000	34,821	34,448
445	Conferences, Meetings, etc.	1,500	2,000	32	2,021
446	Public Information & Education	250	500	740	-
451	Engineering	2,500	2,500	-	31
458	Other Professional Services	12,000	12,000	9,329	9,404
466	Uniforms & Laundry	14,000	16,000	11,319	15,032
467	Gas, Oil, Etc.	32,000	36,000	26,475	24,589
474	Tools, Parts & Supplies	275,000	250,000	237,085	240,933
475	Repairs & Maintenance	140,000	130,000	94,120	133,458
47501	Repairs & Maintenance- Trees	30,000	25,000	21,567	-
4751	R&M- Charged to maintenance reserve	-	-	99,945	268,204
	R&M- Charged to repair reserve	-	-	13,500	33,114
492	Improvements	108,000	235,000	220,153	18,502
497	Other Operating Expenses	2,000	2,000	1,000	2,173
499	Security	87,552	86,000	83,803	85,000
	Subtotal	895,082	988,398	993,031	996,688
	TOTAL PARKS	4,037,814	3,969,530	3,973,850	3,903,177

7140 - GREAT NECK HOUSE

100	PERSONAL SERVICES - See Detail	401,306	401,265	393,031	419,736
225	Operating Equipment	-	-	-	5,536
EXPENSES					
401	Stationery & Printing	1,000	1,250	-	-
402	Postage	500	500	-	-
404	Office Supplies & Expenses	9,000	9,500	6,612	7,981
405	Data Processing	-	3,500	1,880	-
409	Telephone	3,540	3,677	3,462	3,342
420	Electricity	23,000	23,000	20,972	20,085
421	Water	2,000	2,000	1,236	1,398
422	Heating	13,000	12,000	11,844	9,063
429	Equipment Rental	2,000	2,000	1,777	1,668
445	Conferences, Meetings, etc.	500	500	147	264
446	Public Information & Education	250	250	-	-
466	Uniforms & Laundry	350	350	-	-
467	Gas, Oil, Etc.	750	750	680	791
474	Tools, Parts & Supplies- Maintenance	5,000	5,500	3,256	2,636
4742	Tools, Parts & Supplies- Recreation	1,000	1,000	-	-
475	Repairs & Maintenance	18,000	20,000	13,611	16,157
490	Recreation Programs	33,400	36,250	28,843	25,267
491	Recreational Supplies	5,040	5,000	3,245	2,390
492	Improvements	85,000	-	-	-
497	Other Operating Expenses	500	500	-	-
	Subtotal	203,830	127,527	97,567	91,042
	TOTAL GREAT NECK HOUSE	605,136	528,792	490,597	516,314

Town of North Hempstead				
Commissioner Operated Special Districts	ADOPTED	ADOPTED	ACTUAL 2018	ACTUAL 2017
	BUDGET 2020	BUDGET 2019		

SP361 GREAT NECK PARK DISTRICT (cont.)

7145 - RECREATION PROGRAMS

100	PERSONAL SERVICES - See Detail	351,967	354,169	293,696	287,428
	* This year it is split between Camp Parkwood Program.				
2250	Operating Equipment	-	10,000	261,110	-
	Subtotal	-	10,000	261,110	-
EXPENSES					
404	Office Supplies & Expenses	1,000	-	634	537
409	Telephone	600	-	-	-
458	Other Professional Services	175,250	10,500	12,800	4,427
466	Uniforms & Laundry	2,000	2,500	2,521	2,107
467	Gas, Oil, Etc.	-	-	437	-
490.01	Shows and Concerts	185,000	175,000	174,150	169,473
490.02	Park Programs	6,000	6,000	4,947	4,817
490.03	Outdoor Movies	2,500	2,500	1,543	1,513
490.04	Harvest Festival	10,000	10,000	8,326	1,077
490.05	Halloween Events	1,700	1,000	574	532
490.08	Sailing Program	8,000	6,000	6,351	2,871
490.09	Other	2,000	2,000	560	136
4909001	Sports Programs	3,000	-	7,786	1,841
4909002	Winter Wonderland	500	500	288	320
4909003	Spring Event	10,000	3,500	1,961	3,545
4909006	Summer Fest	28,000	25,000	18,896	-
4909007	Birthday Parties	2,000	2,000	2,363	2,558
4909008	Food	17,500	12,500	8,998	8,014
4909009	Winter Camp Parkwood	6,500	3,000	-	-
49090010	Winter Event	10,000	-	-	-
491	Recreational Supplies	2,000	263,000	253,806	233,102
4911	Recreational Supplies- Rec Center	6,700	6,000	2,295	7,260
4912	Recreation Supplies- Show	63,000	1,000	786	-
	Subtotal	543,250	532,000	510,024	444,128
	TOTAL RECREATION	895,217	896,169	1,064,830	731,556

7146- CAMP PARKWOOD

100	PERSONAL SERVICES - See Detail	550,700	558,400	531,966	527,822
225	Operating Equipment	-	-	8,000	3,842
EXPENSES					
409	Telephone	1,200	-	636	-
420	Electricity	-	-	-	-
429	Equipment Rental	10,000	10,000	14,470	6,450
474	Tools, Parts & Supplies	40,000	45,000	40,694	38,322
49071	Lunch	70,000	80,000	68,996	78,287
49072	Staff Training	7,000	9,000	5,920	6,397
49073	Daily Buses	80,000	85,000	73,710	70,200
49074	Trip Buses	65,000	65,000	44,815	46,649
49075	Door to Door Buses	35,000	35,000	41,106	38,961
49076	Optional Field Trips	70,000	90,000	58,358	68,012
49077	Activities	40,000	40,000	31,751	27,675
49078	Winter Camp Parkwood	-	-	3,414	-
	Subtotal	418,200	459,000	383,870	380,952
	TOTAL CAMP PARKWOOD	968,900	1,017,400	923,836	912,616

Town of North Hempstead				
Commissioner Operated Special Districts	ADOPTED BUDGET 2020	ADOPTED BUDGET 2019	ACTUAL 2018	ACTUAL 2017

SP361 GREAT NECK PARK DISTRICT (cont.)

7180 - POOL

100	PERSONAL SERVICES - See Detail	707,319	865,145	825,108	826,850
225	Operating Equipment	-	10,000	46,405	21,691
EXPENSES					
401	Stationery & Printing	-	1,500	-	-
404	Office Supplies & Expenses	1,500	2,500	700	32
405	Data Processing	-	-	1,060	-
409	Telephone	1,100	4,342	1,887	3,003
415	Membership Expenses & Fees	2,000	1,700	2,350	700
420	Electricity	96,000	95,000	92,367	91,000
421	Water	18,000	21,000	15,539	16,464
422	Heating	25,000	28,000	19,351	22,162
429	Equipment Rental	1,500	1,500	567	710
445	Conferences, Meetings, etc.	500	1,000	216	-
446	Public Information & Education	-	500	-	-
458	Other Professional Services	10,000	15,000	12,375	8,695
466	Uniforms & Laundry	12,000	12,000	5,133	13,037
467	Gas, Oil, Etc.	3,000	3,000	1,333	1,741
474	Tools, Parts & Supplies- Maintenance	35,000	35,000	35,426	51,096
4741	Tools, Parts & Supplies - Chemicals	50,000	48,000	49,473	43,920
4742	Tools, Parts & Supplies- Recreation (Pool)	8,000	12,000	7,286	4,403
	Tools, Parts & Supplies- Steppingstone	2,000	3,000	523	3,696
475	Repairs & Maintenance	40,000	30,000	22,775	44,304
491	Recreational Supplies	15,000	17,500	15,593	11,577
492	Improvements	7,500	-	-	-
497	Other Operating Expenses	1,000	1,000	-	645
	Subtotal	329,100	333,542	283,954	317,185
	TOTAL POOL	1,036,419	1,208,687	1,155,467	1,165,726

7230 - MARINA & DOCK

100	PERSONAL SERVICES - See Detail	329,285	338,286	313,840	272,406
225	Operating Equipment	-	59,000	7,155	12,700
EXPENSES					
401	Stationery & Printing	500	500	-	408
402	Postage	-	50	-	-
404	Office Supplies & Expenses	250	200	-	50
409	Telephone	980	507	370	448
429	Equipment Rental	-	500	-	-
458	Other Professional Services	-	-	8,000	-
466	Uniforms & Laundry	350	350	318	-
467	Gas, Oil, Etc.	3,000	3,000	2,536	2,035
474	Tools, Parts & Supplies	30,000	50,000	27,417	26,877
4741	Supplies - Food	3,500	2,500	3,033	2,432
475	Repairs & Maintenance	11,000	18,000	2,518	8,664
491	Recreational Supplies	500	500	-	-
492	Improvements	-	15,000	10,175	14,725
497	Other Operating Expenses	2,000	500	160	263
	Subtotal	52,080	91,607	54,527	55,902
	TOTAL MARINA & DOCK	381,365	488,893	375,522	341,008

Town of North Hempstead				
Commissioner Operated Special Districts	ADPOTED BUDGET 2020	ADOPTED BUDGET 2019	ACTUAL 2018	ACTUAL 2017

SP361 GREAT NECK PARK DISTRICT (cont.)

7265 - SKATING RINK

100	PERSONAL SERVICES - See Detail	888,940	874,862	786,614	897,521
225	Operating Equipment	35,000	-	-	-
	EXPENSES				
401	Stationery & Printing	2,050	2,250	308	625
404	Office Supplies & Expenses	4,000	4,500	1,609	3,267
405	Data Processing	-	-	2,560	-
409	Telephone	3,960	4,342	5,806	5,583
415	Membership Expenses & Fees	12,000	56,375	9,384	7,100
4151	Food-Travel Hockey	6,000	7,000	6,375	6,275
4152	Travel- Travel Hockey	6,000	6,000	13,789	11,364
4153	Trophies- Travel Hockey	2,000	3,000	1,666	737
420	Electricity	190,000	170,000	169,943	152,303
421	Water	9,000	11,000	8,671	8,038
422	Heating	66,000	60,000	65,130	46,764
429	Equipment Rental	1,600	2,000	2,228	1,713
445	Conferences, Meetings, etc.	1,500	1,500	60	49
446	Public Information & Education	500	500	450	-
451	Engineering	1,000	1,000	-	-
458	Other Professional Services	29,000	28,250	15,571	6,808
466	Uniforms & Laundry	13,575	11,075	6,844	3,842
467	Gas, Oil, Etc.	5,500	4,500	5,829	3,901
474	Tools, Parts & Supplies	55,000	55,000	78,122	40,985
475	Repairs & Maintenance	110,000	100,000	91,226	116,393
490	Recreation Programs	5,000	7,800	4,363	3,296
4909007	Birthday Parties	15,000	12,000	9,556	-
491	Recreational Supplies	6,500	16,700	9,306	7,805
492	Improvements	22,500	110,000	25,480	-
497	Other Operating Expenses	27,200	41,000	37,613	34,244
	Subtotal	594,885	715,792	571,889	461,092
	TOTAL SKATING RINK	1,518,825	1,590,654	1,358,503	1,358,613

Town of North Hempstead				
Commissioner Operated Special Districts	ADPOTED	ADOPTED	ACTUAL 2018	ACTUAL 2017
	BUDGET 2020	BUDGET 2019		

SP361 GREAT NECK PARK DISTRICT (cont.)

7280 - OUTDOOR TENNIS

100	PERSONAL SERVICES - See Detail	69,000	65,000	49,617	78,378
EXPENSES					
401	Stationery & Printing	250	250	-	248
404	Office Supplies & Expenses	150	150	-	-
474	Tools, Parts & Supplies	30,000	30,000	27,453	28,469
475	Repairs & Maintenance	1,500	7,000	36	-
491	Recreational Supplies	2,500	1,500	83	604
	Subtotal	34,400	38,900	27,572	29,321
	TOTAL OUTDOOR TENNIS	103,400	103,900	77,189	107,699

7281 - INDOOR TENNIS

100	PERSONAL SERVICES - See Detail	832,257	779,090	813,935	671,994
225	Operating Equipment	46,500	-	-	13,936
EXPENSES					
401	Stationery & Printing	500	800	224	150
402	Postage	350	350	213	22
404	Office Supplies & Expenses	5,500	6,500	5,396	3,420
405	Data Processing	-	-	1,513	-
409	Telephone	1,940	2,788	2,220	2,301
420	Electricity	67,000	80,000	65,083	88,122
421	Water	4,500	4,500	3,143	3,251
422	Heating	5,000	4,000	4,359	3,422
429	Equipment Rental	5,000	5,000	3,560	4,244
446	Public Information	-	250	-	-
451	Engineering	1,500	1,000	-	-
458	Other Professional Services	-	80,000	75,035	77,140
466	Uniforms & Laundry	1,500	1,500	2,086	827
467	Gas, Oil, Etc.	500	500	-	-
474	Tools, Parts & Supplies	24,000	20,000	22,538	27,962
475	Repairs & Maintenance	10,000	15,000	7,455	6,965
490	Recreation Programs	6,500	6,000	7,328	4,664
491	Recreational Supplies	14,000	14,000	13,527	14,236
492	Improvements	-	-	-	75,000
497	Other Operating Expenses	750	750	590	163
	Subtotal	148,540	242,938	214,270	311,889
	TOTAL INDOOR TENNIS	1,027,297	1,022,028	1,028,205	997,819

Town of North Hempstead				
Commissioner Operated Special Districts	ADOPTED	ADOPTED	ACTUAL 2018	ACTUAL 2017
	BUDGET 2020	BUDGET 2019		

SP361 GREAT NECK PARK DISTRICT (cont.)

INSURANCE, TAXES, BENEFITS

400	1910 - Unallocated Insurance	260,500	250,000	260,085	268,761
400	1950 - Taxes & Assessments	130,000	132,000	120,250	122,019
800	9010 - State Retirement	750,000	750,000	686,795	674,766
800	9030 - Social Security	662,000	650,000	628,237	607,153
800	9040 - Workers' Compensation	225,000	240,000	233,916	232,564
800	9045 - Life Insurance	11,000	12,000	9,035	9,653
800	9055 - Disability Insurance	17,000	17,000	14,757	11,942
800	9058 - Unemployment Insurance	45,000	60,000	27,930	40,485
800	9059 - MTA Tax	19,000	20,000	16,798	16,566
800	9060 - Medical & Dental Insurance	1,814,000	1,889,000	1,595,151	1,476,221
	Subtotal	3,933,500	4,020,000	3,592,954	3,460,130
900	9501 - INTERFUND TRANSFER				
	Town Administrative Charge	39,749	37,293	35,554	29,771
902	Serial Bonds Princ	1,926,767	1,851,637	1,763,464	1,694,385
903	Serial Bonds Interest	357,675	435,436	534,419	498,706
430	Lease of Energy Equipment (25%)	26,950	26,950	26,792	26,947
430	Lease of Energy Equipment (75%)	81,000	81,000	81,000	80,845
	Transfer to Capital Reserve Fund	160,000	160,000	-	(136)
	Transfer to Repair Reserve	300,000	-	-	-
	Subtotal	2,892,141	2,592,316	2,441,229	2,330,518
600	9730 - BOND ANTICIPATION NOTES				
	903.1 Interest	-	-	-	48,888
	903.2 Principal	-	-	-	5,000
	Subtotal	-	-	-	53,888
	TOTAL BUDGETED/ACTUAL EXPENDITURES	19,651,324	19,652,403	18,296,698	17,851,469

REVENUE

1081	PILOT	570,000	445,000	784,045	701,487
1720	Parking Lots	398,800	385,800	371,460	368,835
2001	Great Neck House Fees	86,770	92,140	86,725	71,490
2005	Recreation Program Fees	192,175	154,715	139,649	119,598
2006	Camp Parkwood	1,161,500	1,111,000	1,165,946	1,243,032
2025	Beach & Pool Fees	775,350	740,315	796,726	791,531
2040	Marina & Docks	78,725	55,900	58,245	60,638
2055	Outdoor Tennis	20,500	20,500	17,674	21,021
2056	Indoor Tennis	1,035,845	1,004,705	1,099,398	1,050,666
2065	Skating Rink	1,252,261	1,245,037	1,164,905	978,651
2401	Interest Earnings	100,000	100,000	107,516	59,356
2410	Rental of Park Property	107,360	117,000	173,516	118,264
2450	Commissions	-	-	-	-
2665	Sales of Equipment	-	-	6,665	-
2680	Insurance Recoveries	-	-	161,469	23,475
2690	Other Compensation for Loss	-	-	-	-
2701	Refund of Prior Year Expenses	-	-	1,131	7,293
2705	Gifts and Donations	-	-	2,395	-
2706	Tree Planting Sponsorship	-	-	5,250	9,100
2770	Other Unclassified Revenues	-	-	5,242	22,985
2610	Fines & Forfeitures	18,000	30,000	21,671	29,308
3060	Record Management Grant	-	-	-	75,000
3060	State Aid	-	-	-	-
	TOTAL ESTIMATED/ACTUAL REVENUE	5,797,286	5,502,112	6,169,628	5,751,730

Town of North Hempstead				
Commissioner Operated Special Districts	ADOPTED BUDGET 2020	ADOPTED BUDGET 2019	ACTUAL 2018	ACTUAL 2017

SP361 GREAT NECK PARK DISTRICT (cont.)

SUMMARY

TOTAL BUDGETED/ACTUAL EXPENSES	19,651,324	19,652,403	18,296,698	17,851,469
ACTUAL FUND BALANCES AT END OF PERIOD			8,037,533	8,170,475
	<u>19,651,324</u>	<u>19,652,403</u>	<u>26,334,231</u>	<u>26,021,944</u>
TOTAL ESTIMATED/ACTUAL REVENUE	5,797,286	5,502,112	6,169,628	5,751,730
APPROPRIATED FUND BALANCE	1,859,890	2,156,143		
ESTIMATED FUND BALANCE - LIPA	-	-		
ACTUAL FUND BALANCES AT BEGINNING OF PERIOD			8,170,475	8,521,529
RAISED BY TAXATION			11,994,127	11,748,685
AMOUNT TO BE RAISED BY TAXATION	11,994,148	11,994,148		
	<u>19,651,324</u>	<u>19,652,403</u>	<u>26,334,230</u>	<u>26,021,944</u>
RATE DETERMINING ASSESSED VALUATION	22,952,734	24,000,824	24,504,330	24,760,075
TAX LEVY	11,994,148	11,994,086	11,994,148	11,748,686
TAXABLE VALUATION				
CLASS I - RESIDENTIAL PROPERTIES	14,144,706	14,683,571	15,059,138	15,460,775
Tax rate Per 100	53.402	51.326	49.671	46.683
Tax Levy	<u>7,553,577</u>	<u>7,536,552</u>	<u>7,480,024</u>	<u>7,217,536</u>
CLASS II - RESIDENTIAL PROPERTIES	3,765,320	4,010,974	4,114,177	4,288,596
Tax rate Per 100	44.132	41.479	40.652	38.185
Tax Levy	<u>1,661,716</u>	<u>1,663,712</u>	<u>1,672,495</u>	<u>1,637,593</u>
CLASS III - UTILITY PROPERTIES	569,544	564,678	521,562	549,457
Tax rate Per 100	53.786	55.553	68.055	84.809
Tax Levy	<u>306,338</u>	<u>313,696</u>	<u>354,949</u>	<u>465,992</u>
CLASS IV - ALL OTHER PROPERTIES	4,463,050	4,741,601	4,809,453	4,461,247
Tax rate Per 100	55.400	52.307	51.704	54.414
Tax Levy	<u>2,472,517</u>	<u>2,480,189</u>	<u>2,486,680</u>	<u>2,427,564</u>
TOTAL TAXABLE VALUATION	<u>22,942,620</u>	<u>24,000,824</u>	<u>24,504,330</u>	<u>24,760,075</u>
TAX LEVY	<u>11,994,148</u>	<u>11,994,148</u>	<u>11,994,148</u>	<u>11,748,685</u>

Town of North Hempstead				
Commissioner Operated Special Districts	ADPOTED BUDGET 2020	ADOPTED BUDGET 2019	ACTUAL 2018	ACTUAL 2017

SP361 GREAT NECK PARK DISTRICT (cont.)

SALARY SCHEDULE

5650	OFF STREET PARKING				
	Seasonal Employees	35,000	37,000	32,075	26,428
	TOTAL OFF STREET PARKING	<u>35,000</u>	<u>37,000</u>	<u>32,075</u>	<u>26,428</u>
7020	RECREATION ADMINISTRATION				
	Superintendent of Parks	179,220	155,000	150,580	150,000
	Deputy Superintendent	113,566	111,888	110,664	108,605
	Clerk of the Board	100,847	99,356	98,269	97,037
	Typist Clerk	134,708	132,717	128,751	128,823
	Information Technology	108,174	106,575	99,352	-
	Seasonal Employees	185,000	185,000	163,984	154,100
	Publicity	43,990	43,339	42,858	42,063
	Senior Accountant	81,213	80,000	74,209	72,812
	Finance Director	149,750	147,537	145,923	143,046
	Principal Acct. Clerk	62,826	61,897	61,220	60,081
	HR Director	100,000	100,000	-	-
	Sick Leave / Vac Buy-back	100,000	150,000	111,830	145,538
	TOTAL RECREATION ADMIN.	<u>1,359,294</u>	<u>1,373,309</u>	<u>1,187,640</u>	<u>1,102,105</u>
7110	PARKS				
	Supervisors of Parks	388,404	390,409	380,514	339,048
	Labor Supervisors/Maintainers	557,024	564,039	526,731	460,130
	Labor Supervisors	1,549,305	1,317,684	1,251,603	1,366,378
	Park Card Aides	50,000	48,000	62,630	43,280
	SeaSal-Allenwood Park	60,000	80,000	96,973	88,459
	SeaSal- Cuttermill Park	35,000	35,000	40,684	31,751
	SeaSal- Ielpi/Firefighters Park	75,000	80,000	70,132	77,460
	SeaSal- KingsPoint Park	20,000	20,000	21,676	9,664
	SeaSal-Lakeville Park	15,500	14,500	20,414	13,928
	SeaSal- Manor Park	55,000	45,000	63,413	52,112
	SeaSal- Memorial Field	55,000	55,000	49,123	43,647
	SeaSal- Steppingstone Park	35,000	26,000	30,500	34,718
	SeaSal- Steppingstone Gate	-	1,000	-	-
	SeaSal- Upland Park	75,000	75,000	74,923	74,699
	SeaSal- Village Green/ GNH	42,000	41,000	52,534	39,426
	SeaSal- Dog Park	68,000	65,000	72,440	66,772
	SeaSal- Roving Patrol	25,000	-	49,223	-
	Sick Leave	15,000	10,000	78,951	7,558
	TOTAL PARKS	<u>3,135,233</u>	<u>2,882,632</u>	<u>2,958,126</u>	<u>2,778,303</u>
7140	GREAT NECK HOUSE				
	Administrative:				
	Front Desk Supervisor	48,436	47,051	40,586	40,202
	Clerical Seasonal	85,000	80,000	79,086	84,926
	Recreational Aides	79,390	77,889	77,287	106,145
	Programs:	-	-	-	-
	Recreation Aides	80,000	90,000	90,471	91,626
	Maintenance:	-	-	-	-
	Park Laborers	108,479	106,325	105,601	96,837
	TOTAL RECREATION CENTER	<u>401,305</u>	<u>401,265</u>	<u>393,031</u>	<u>419,736</u>

Town of North Hempstead				
Commissioner Operated Special Districts	ADPOTED BUDGET 2020	ADOPTED BUDGET 2019	ACTUAL 2018	ACTUAL 2017
SP361 GREAT NECK PARK DISTRICT (cont.)				
<u>SALARY SCHEDULE - Continued</u>				
SeaSal- Recreation Center	31,000	30,000	29,141	39,619
SeaSal- Playscape	37,750	45,000	42,200	41,862
SeaSal- Winter Camp Parkwood- Skating Inst	6,000	5,000	-	-
Rec. Aides-Summer Programs	22,700	25,000	15,535	5,503
SeaSal- Recreation Center	60,000	35,000	39,977	31,928
SeaSal- Playscape	30,000	30,000	30,264	24,826
Recreation Programs Specialists	143,517	157,669	117,444	117,538
Winter Swim and Sled Hill	3,000	3,500	1,712	4,212
Seasonal- Show Crew Staff	18,000	23,000	17,423	21,940
TOTAL RECREATION PROGRAMS	351,967	354,169	293,696	287,428
7146 CAMP PARKWOOD				
Camp Parkwood- Director	73,000	73,200	70,000	70,000
Camp Parkwood- Counselor	462,000	465,000	446,210	441,746
Camp Parkwood- Sailing	10,000	14,500	10,056	8,576
Camp Parkwood- Tennis	5,700	5,700	5,700	6,600
Camp Parkwood- Swim Program	-	-	-	900
TOTAL CAMP PARKWOOD	550,700	558,400	531,966	527,822
7180 POOL				
Cashiers & Gate Attendants	50,000	52,000	69,824	62,622
Clerical	-	-	380	-
Winter Swim Lessons	12,000	12,000	9,986	9,153
Winter Swim - General Lifeguard/ Lap Swin	3,000	1,500	1,261	386
Winter Swim Team- Lifeguards	4,500	2,500	7,284	-
Summer Private Swim	10,000	7,000	10,341	7,333
Aquatic Director	35,000	38,000	32,378	33,558
Lieutenant Lifeguards	25,000	30,000	21,591	28,327
Lifeguards	165,000	175,000	182,454	166,996
EMT	10,000	10,000	9,638	9,241
Steppingstone Pool	20,000	22,000	24,580	18,404
Pool Maintenance	45,000	37,000	33,239	45,021
Winter Swimming Instructors	20,000	20,000	17,814	11,834
Summer Swimming Instructors	-	4,500	-	71
Water Exercise Lessons	8,500	8,500	8,881	8,868
Summer Group Swim Lessons	5,000	5,000	3,918	2,919
Programs:	-	-	-	-
Deck & Lounge Attendants	-	-	-	-
Recreation Specialists	52,401	69,538	29,033	72,084
Maintenance:	-	-	-	-
Park Laborers	123,419	200,607	186,859	147,431
Seasonal Attendants	75,000	80,000	82,479	76,347
Watchmen	40,000	80,000	84,934	100,243
Overnight Security	3,500	10,000	8,235	16,006
TOTAL POOL	707,320	865,145	825,109	826,849
7230 MARINA & DOCK				
Administrative:	-	-	-	-
Dockmaster	95,376	95,681	90,035	85,805
Marina Operations:	-	-	-	-
Launch Operators	24,000	30,000	27,443	59,024
Launch Operators In Training	5,000	-	-	-
Marina Services	35,000	-	-	-
Sailing Program:	-	-	-	-
Night Maintenance	12,000	48,000	60,918	48,143
Gate Keepers	-	7,000	7,804	4,432
Maintenance:	-	-	-	-
Park Laborers	157,909	157,605	127,641	72,002
TOTAL MARINA & DOCK	329,285	338,286	313,841	272,406

Town of North Hempstead					
Commissioner Operated Special Districts	ADOPTED BUDGET 2020	ADOPTED BUDGET 2019	ACTUAL 2018	ACTUAL 2017	
SP361 GREAT NECK PARK DISTRICT (cont.)					
<u>SALARY SCHEDULE - Continued</u>					
7265	SKATING RINK				
	Administrative:				
	Rec Program Specialist	84,387	80,362	75,380	65,941
	Cashiers	-	-	-	26,122
	SeaSal- Cashier	36,000	32,000	36,663	29,857
	Clerical	6,000	15,000	13,336	3,626
	Rink Operations:				
	Wrist Band	7,000	15,000	10,109	6,639
	Skate Sharpener	9,000	-	-	-
	Rink Manager	60,000	52,000	63,836	50,938
	Rink Cleaning Staff	70,000	60,000	70,072	73,461
	Hockey Coaches	68,500	79,500	43,258	55,998
	Hockey House League Staff	8,000	13,893	5,651	2,852
	Hockey Clinic Instructors	-	-	214	-
	Hockey Scorekeepers	3,200	3,000	3,008	2,194
	Skate School:				
	Private Skate Lessons	55,000	60,000	60,746	10,289
	Semi Private Skate Lessons	15,000	-	2,633	-
	Director	65,000	60,000	37,997	43,410
	Instructors	83,200	87,500	71,582	66,531
	Skate Rental	29,000	21,000	24,579	20,729
	Skate Guards	27,000	27,000	26,689	23,358
	Show Crew Staff	2,000	-	-	-
	Playscape	3,000	-	-	-
	Maintenance:				
	Park Laborers	189,852	200,607	181,118	328,098
	Rink Maintenance	58,000	58,000	51,218	56,235
	Paroll Charge to Capital Fund				
	Night Manager	9,800	10,000	8,525	31,246
	TOTAL SKATING RINK	888,939	874,862	786,614	897,524
7280	OUTDOOR TENNIS				
	Court Operations:				
	SeaSal- Attendants- Allenwood	23,000	22,650	9,026	25,524
	SeaSal- Attendants- Kings Point	23,000	20,175	20,364	21,651
	SeaSal- Attendants- Memorial Field	23,000	22,175	20,227	31,203
	TOTAL OUTDOOR TENNIS	69,000	65,000	49,617	78,378
7281	INDOOR TENNIS				
	Administrative:				
	Clerical	120,000	110,000	130,928	106,593
	Recreational Aides (New)	117,127	39,271	41,700	14,904
	Indoor Tennis School:				
	Instructors	432,019	410,600	419,855	396,851
	Maintenance:				
	Park Laborer / Seasonal	63,111	112,220	117,214	47,613
	SeaSal- Tennis Center Maintenance	100,000	107,000	104,238	106,034
	TOTAL INDOOR TENNIS	832,257	779,091	813,935	671,995
	<u>SALARY SUMMARY</u>				
5650	Off Street Parking	35,000	37,000	32,075	26,428
7020	Recreation Administration	1,359,291	1,373,309	1,187,640	1,102,105
7110	Parks	3,135,232	2,881,632	2,958,126	2,778,303
7140	Great Neck House	401,306	401,265	393,031	419,736
7145	Recreation Programs	351,967	354,169	293,696	287,428
7146	Camp Parkwood	550,700	558,400	531,966	527,822
7180	Pool	707,319	865,145	825,109	826,849
7230	Marina & Dock	329,285	338,286	313,841	272,406
7265	Skating Rink	888,940	874,862	786,614	897,524
7280	Outdoor Tennis	69,000	65,000	49,617	78,378
7281	Indoor Tennis	832,257	779,090	813,935	671,995
	TOTAL SALARIES	8,660,297	8,528,158	8,185,650	7,888,974

Town of North Hempstead				
Commissioner Operated Special Districts	ADPOTED BUDGET 2020	ADOPTED BUDGET 2019	ACTUAL 2018	ACTUAL 2017

SP362 MANHASSET PARK DISTRICT

5650 - OFF STREET PARKING

100	PERSONAL SERVICES				
	Parking Meter Serviceman (1)	58,500	57,000	56,246	53,809
	Commissioner\ Fees (3)	36,000	35,000	35,220	33,380
	Laborer (3)	170,500	165,500	165,075	130,544
	Labor Supervisor (1)	71,500	70,000	69,265	57,661
	Secretary (1)	74,000	52,800	104,450	100,042
	Clerical (1)	-	51,500	50,399	46,096
	Code Enforcement (1)	63,500	61,500	62,099	100,206
	Summer Help (2)	26,000	26,000	14,468	25,174
	Overtime	158,000	154,000	131,118	146,928
	Bank Buy Outs	20,000	125,000	34,015	92,293
	Subtotal	678,000	798,300	722,355	786,133
	EQUIPMENT/CAPITAL OUTLAY				
225	Operating Equipment	4,000	3,000	1,739	4,033
245	Meters	3,000	3,000	4,325	2,922
	Subtotal	7,000	6,000	6,064	6,955
300	Capital Improvements	20,000	20,000	37,814	15,945
	Subtotal	20,000	20,000	37,814	15,945
	EXPENSES				
401	Stationery & Printing	20,000	20,000	13,338	21,627
404	Office Supplies & Expenses	7,000	6,000	6,429	6,408
405	Dues & Subscriptions	800	500	739	955
406	Service Charge	8,000	7,000	-	-
419	Telephone & Communications	6,900	5,000	5,246	5,863
420	Electricity	27,000	27,500	26,296	26,775
421	Water	150	500	127	111
422	Natural Gas	1,600	1,700	951	1,550
425	Security Expenses	1,000	1,000	642	1,985
431	Rent - Town of NH	1,000	1,000	-	-
440	Postage/Other Operating Expenses	500	600	610	378
441	Legal Notices	800	1,000	653	623
445	Conferences, Meetings, Schools	250	250	-	-
446	Public Information & Education	250	250	-	-
447	Election Expenses	900	750	824	450
451	Engineering	2,500	2,500	-	-
452	Auditing	30,000	30,000	27,069	26,660
454	Legal	40,000	50,000	34,403	48,828
458	Other Professional Services	18,000	18,000	19,509	12,682
	Contingency	5,000	5,000	-	-
	Rent - Verizon	5,000	5,000	4,536	4,368
466	Uniforms & Laundry	7,000	6,000	6,169	3,083
474	TOOLS, PARTS & SUPPLIES				
	Plant & Grounds	3,000	3,000	2,332	3,288
	Operating Equipment	6,000	3,000	3,788	6,041
475	REPAIRS & MAINTENANCE				
	Operating Equipment	4,000	1,500	2,970	1,010
	Plants & Grounds	1,305	1,000	375	846
	Meters	2,000	2,000	565	3,860
	Other	5,000	5,000	68	19,258
476	Sanitation	6,000	5,000	3,876	3,743
477	Light Fixtures	500	500	-	497
480	Truck Expenses	30,000	28,405	15,629	12,168
489	Special Events	250	250	-	-
493	Contractual Services	500	500	-	-
	Snow Removal	5,000	5,000	4,930	2,791
497	Other Operating Expenses	2,500	2,500	13,041	15,371
	Subtotal	249,705	247,205	195,115	231,219
	TOTAL OFF STREET PARKING	954,705	1,071,505	961,348	1,040,252

Town of North Hempstead				
Commissioner Operated Special Districts	ADPOTED BUDGET 2020	ADOPTED BUDGET 2019	ACTUAL 2018	ACTUAL 2017

SP362 **MANHASSET PARK DISTRICT (cont.)**

7110 - PARK EXPENSES					
421	Water	2,000	1,000	1,193	1,936
475	Repairs & Maintenance	3,000	1,000	2,524	-
489	Special Events	250	250	-	-
491	Recreational Supplies	250	250	-	-
	Contractual Services	1,000	1,000	-	-
	Subtotal	<u>6,500</u>	<u>3,500</u>	<u>3,717</u>	<u>1,936</u>
400	1910 - Unallocated Insurance	48,000	43,000	39,447	37,541
800	9010 - State Retirement	97,000	97,000	97,089	95,716
800	9030 - Social Security	64,000	65,000	54,024	62,550
	2000 - Building Construction		-	-	-
800	9040- Workers' Compensation	25,000	24,000	19,533	23,006
800	9060 - Hospital & Medical Insurance	460,000	420,000	390,051	358,978
	Subtotal	<u>694,000</u>	<u>649,000</u>	<u>600,144</u>	<u>577,791</u>
900	9501 - INTERFUND TRANSFER				
	Administrative Fee	-	-	94	300
	Subtotal	<u>-</u>	<u>-</u>	<u>94</u>	<u>300</u>
	TOTAL BUDGETED/ACTUAL EXPENDITURES	<u>1,655,205</u>	<u>1,724,005</u>	<u>1,565,303</u>	<u>1,620,279</u>
REVENUE					
1720	Parking Fees	760,000	760,000	737,979	748,012
2401	Interest Earnings	960	748	1,068	1,142
2410	Rental Income	19,200	19,200	17,800	17,460
2610	Fines	85,000	85,000	77,976	87,024
1081	LIPA PILOT	24,390	24,390	24,047	25,229
	Miscellaneous			13,551	5,727
	TOTAL ESTIMATED/ACTUAL REVENUE	<u>889,550</u>	<u>889,338</u>	<u>872,421</u>	<u>884,594</u>

Town of North Hempstead				
Commissioner Operated Special Districts	ADOPTED BUDGET 2020	ADOPTED BUDGET 2019	ACTUAL 2018	ACTUAL 2017

SP362 **MANHASSET PARK DISTRICT (cont.)**

SUMMARY

TOTAL BUDGETED/ACTUAL EXPENDITURES	1,655,205	1,724,005	1,565,303	1,620,279
FUND BALANCE AT END OF PERIOD			724,760	692,788
	<u>1,655,205</u>	<u>1,724,005</u>	<u>2,290,063</u>	<u>2,313,067</u>
TOTAL ESTIMATED/ACTUAL REVENUE	889,550	889,338	872,421	884,594
APPROPRIATED FUND BALANCES				
APPROPRIATED FUND BALANCE (LIPA PILOT)	-	90,000		
ACTUAL FUND BALANCE AT BEGINNING OF PERIOD			692,788	720,175
RAISED BY TAXATION			724,854	708,298
AMOUNT TO BE RAISED BY TAXATION	765,655	744,667		
	<u>1,655,205</u>	<u>1,724,005</u>	<u>2,290,063</u>	<u>2,313,067</u>

TAX LEVY

TAXABLE VALUATION

CLASS I - RESIDENTIAL PROPERTIES	10,813,269	11,059,056	11,212,958	11,348,517
Tax rate Per 100	4.859	4.615	4.432	4.238
Tax Levy	<u>525,391</u>	<u>510,375</u>	<u>496,958</u>	<u>480,950</u>
CLASS II - RESIDENTIAL PROPERTIES	44,938	44,878	44,818	46,958
Tax rate Per 100	2.528	2.486	2.448	2.289
Tax Levy	<u>1,136</u>	<u>1,116</u>	<u>1,097</u>	<u>1,075</u>
CLASS III - UTILITY PROPERTIES	265,069	249,388	228,240	237,600
Tax rate Per 100	4.847	5.034	5.595	7.053
Tax Levy	<u>12,849</u>	<u>12,554</u>	<u>12,770</u>	<u>16,758</u>
CLASS IV - ALL OTHER PROPERTIES	4,463,802	4,557,349	4,515,979	4,318,620
Tax rate Per 100	5.069	4.841	4.740	4.851
Tax Levy	<u>226,279</u>	<u>220,621</u>	<u>214,057</u>	<u>209,496</u>
TOTAL TAXABLE VALUATION	<u>15,587,078</u>	<u>15,910,671</u>	<u>16,001,995</u>	<u>15,951,695</u>
TAX LEVY	<u>765,655</u>	<u>744,667</u>	<u>724,883</u>	<u>708,279</u>

Town of North Hempstead				
Commissioner Operated Special Districts	ADPOTED	ADOPTED	ACTUAL 2018	ACTUAL 2017
	BUDGET 2020	BUDGET 2019		

SM371 PORT WASHINGTON POLICE DISTRICT

100	5120 - POLICE & CONSTABLES				
	Wages	12,206,406	12,217,940	11,438,112	11,166,348
	TOTAL PERSONAL SERVICES	12,206,406	12,217,940	11,438,112	11,166,348
	Commissioner Fees	54,000	54,000	54,000	54,000
	Subtotal	12,260,406	12,271,940	11,492,112	11,220,348
	EQUIPMENT & CAPITAL OUTLAY				
210	Office Equipment	103,100	60,000	30,912	60,520
225	Operating Equipment	215,400	392,816	177,352	209,868
	Subtotal	318,500	452,816	208,264	270,388
300	Capital Improvements	-	-	34,190	-
	EXPENSES				
401	Stationery & Printing	5,000	5,000	2,982	3,935
403	Books, Publication, etc.	1,500	1,500	1,349	1,557
404	Office Supplies & Expenses	17,000	17,000	18,653	21,832
405	Data Processing	234,000	219,000	194,007	150,493
419	Telephone & Communications	67,000	56,000	57,159	53,786
420	Electricity	45,000	45,000	33,252	32,256
421	Water	500	500	332	277
426	Insurance, Fire & Liability	200,000	232,150	159,729	160,521
445	Conferences, Meetings, etc.	20,000	15,000	20,577	15,559
	Educational Training	40,000	35,000	6,342	15,819
447	Election Expenses	4,000	4,000	2,078	3,314
452	Accounting - Contractual	21,800	21,400	21,000	20,400
451	Accounting - Extra	7,000	7,000	-	-
453	Auditing	24,500	24,000	23,500	23,000
	Comm Consultant	-	-	-	-
	Actuary	8,000	8,000	6,500	2,000
454	Legal	35,000	35,000	24,770	5,156
454A	Legal - Contractual	42,500	41,000	35,750	40,200
454B	Legal - Building	45,000	-	-	-
454.1B	Building Project	170,000	-	-	-
455	Medical - Contractual	25,000	25,000	7,613	2,975
456	Medical Reimbursements - Self Insured	10,000	25,000	11,242	7,437
456A	PBA Welfare Fund	122,305	126,315	114,844	113,760
459	Labor Management	40,000	37,500	35,000	35,750
466	Uniforms & Maintenance	138,825	148,825	121,957	121,675
467	Gas, Oil, etc.	74,000	74,000	58,037	54,757
	Professional Services-non contractual	40,000	25,000	-	3,075
474	Patrol Supplies and Ammunition	94,400	61,800	112,551	44,150
	Investigational Fees	10,000	10,000	8,303	7,890
	Flexible Spending Fees	-	-	-	-
	Storage Fees	-	-	720	3,240
475	REPAIRS & MAINTENANCE	-	-	-	-
	Operating Equipment	65,000	95,000	50,479	66,158
	Plant & Grounds	49,000	50,000	51,956	76,752
	Office Equipment	7,000	7,000	6,609	6,330
441	Legal Notices	2,000	2,000	488	1,326
499	Miscellaneous	4,496	4,042	5,479	1,502
	Asset Forfeiture Expenditures	-	-	-	-
	Educational Training Cost	4,000	4,000	1,793	550
	Subtotal	1,673,826	1,462,032	1,195,051	1,097,433
	TOTAL POLICE & CONSTABLES	14,252,732	14,186,788	12,929,617	12,588,169

Town of North Hempstead				
Commissioner Operated Special Districts	ADPOTED	ADOPTED	ACTUAL 2018	ACTUAL 2017
	BUDGET 2020	BUDGET 2019		

SM371 PORT WASHINGTON POLICE DISTRICT (cont.)

400	1950 - Taxes & Assessments	7,358	1,500	1,056	1,541
800	9015 - Police & Civilian Retirement	2,627,446	2,568,158	2,535,472	2,485,252
800	9030 - Social Security	730,000	710,000	726,500	686,361
	9035 - MTA Tax	59,000	45,000	41,019	39,562
800	9040- Workers' Compensation	725,000	885,000	794,388	685,578
800	9050 - Unemployment Insurance	25,000	28,000	18,830	19,295
800	9055 - Disability Insurance (Civilians)	2,000	2,000	1,347	1,495
	90898 - Dental/Vision (Civilians)	38,000	38,000	34,634	36,088
800	9060 - Hospital & Medical Insurance	3,900,000	3,600,000	3,476,870	3,063,557
900	Contingence Expense	-	250,000	-	-
	Proceeds From Install Purchase Debt	-	-	(80,412)	-
	Subtotal	8,113,804	8,127,658	7,549,704	7,018,729

SPECIAL ITEMS

1991	Judgements & Claims	-	-	-	15,000
1992	Provisions for Future Retirements	1,402,770	736,858	1,102,172	-
	Subtotal	1,402,770	736,858	1,102,172	15,000

9501 - INTERFUND TRANSFER

901	Fiscal Agent Fees	-	60	139	182
902	Serial Bonds - Principal	-	19,365	18,602	17,783
	Serial Bonds - Interest	-	968	1,712	2,601
	Installment Purchase Debt - Principal	-	-	22,054	-
	Subtotal	-	20,393	42,507	20,566

Transfer to Capital Project Fund

Transfer to Capital Project Fund

TOTAL BUDGETED/ACTUAL EXPENSES		23,769,306	23,071,697	21,624,000	19,642,464
--------------------------------	--	------------	------------	------------	------------

REVENUE

1520	Police Fees (accident reports)	6,000	5,000	5,399	7,172
	Rental Income	81,091	78,535	76,436	74,209
	Other Source of Income	-	-	995	541
	Sale of operating equipment	4,000	4,000	6,880	-
2401	Interest Earnings on General Fund	70,000	20,000	42,957	24,957
	Interfund Transfers includes Asset Forfeiture	-	-	-	1,053
2770	Other Unclassified	102,000	102,000	205,058	244,863
	TOTAL ESTIMATED/ACTUAL REVENUE	263,091	209,535	337,725	352,795

Town of North Hempstead				
Commissioner Operated Special Districts	ADOPTED BUDGET 2020	ADOPTED BUDGET 2019	ACTUAL 2018	ACTUAL 2017

SM371 PORT WASHINGTON POLICE DISTRICT (cont.)

SUMMARY

TOTAL BUDGETED/ACTUAL EXPENSES	23,769,306	23,071,697	21,624,000	19,642,464
ACTUAL FUND BALANCES AT END OF PERIOD *			9,844,393	8,741,536
	<u>23,769,306</u>	<u>23,071,697</u>	<u>31,468,393</u>	<u>28,384,000</u>
TOTAL ESTIMATED/ACTUAL REVENUE	263,091	209,535	337,725	352,795
PRIOR YEAR EXCESS TAX LEVY (LIPA PILOT W/INTEREST)	311,372			
ACTUAL FUND BALANCES AT BEGINNING OF PERIOD *			8,741,536	6,857,094
TRANSFER CAPITAL PROJECT TO OFFSET BUDGET				
PAYMENT IN LIEU OF TAXES	1,839,147	1,821,430	2,000,940	2,183,322
RAISED BY TAXATION			20,388,192	18,990,789
AMOUNT TO BE RAISED BY TAXATION	<u>21,355,696</u>	<u>21,040,732</u>	-	
	<u>23,769,306</u>	<u>23,071,697</u>	<u>31,468,393</u>	<u>28,384,000</u>

* Excludes Asset Forfeiture Fund

TAX LEVY

TAXABLE VALUATION

CLASS I - RESIDENTIAL PROPERTIES	7,371,719	7,585,308	7,777,266	7,983,335
Tax rate Per 100	175.69	167.86	155	142.39
Tax Levy	<u>12,951,019</u>	<u>12,732,776</u>	<u>12,047,452</u>	<u>11,367,151</u>
CLASS II - RESIDENTIAL PROPERTIES	1,096,387	1,139,264	1,086,071	1,091,585
Tax rate Per 100	81.06	76.53	73	67.30
Tax Levy	<u>888,713</u>	<u>871,879</u>	<u>789,139</u>	<u>734,637</u>
CLASS III - UTILITY PROPERTIES	267,510	247,598	227,626	236,812
Tax rate Per 100	149.73	157.32	182	229.68
Tax Levy	<u>400,547</u>	<u>389,516</u>	<u>415,001</u>	<u>543,903</u>
CLASS IV - ALL OTHER PROPERTIES	3,007,887	3,106,922	3,387,456	3,116,652
Tax rate Per 100	236.559	226.802	211	203.587
Tax Levy	<u>7,115,417</u>	<u>7,046,561</u>	<u>7,136,997</u>	<u>6,345,098</u>
TOTAL TAXABLE VALUATION	<u>11,743,503</u>	<u>12,079,092</u>	<u>12,478,419</u>	<u>12,428,384</u>
TAX LEVY	<u>21,355,696</u>	<u>21,040,732</u>	<u>20,388,589</u>	<u>18,990,789</u>

Town of North Hempstead				
Commissioner Operated Special Districts	ADPOTED BUDGET 2020	ADOPTED BUDGET 2019	ACTUAL 2018	ACTUAL 2017

SM371 PORT WASHINGTON POLICE DISTRICT (cont.)

SUMMARY OF SALARIES- BUDGET

Chief of Police (1)	252,644	251,099	246,578	235,227
Captains (0)	-	-	-	-
Asst & Deputy Chiefs (2)	469,809	476,921	426,696	444,665
Lieutenants (4)	830,398	800,380	841,933	754,147
Detective Sergeant (1)	191,294	191,294	185,533	179,248
Sergeants (8)	1,456,636	1,548,227	1,350,192	1,480,452
Police Officers Assigned	-	-	-	-
Detective - 1st Year (0)	-	-	-	-
Detective - 1st Year (1)	155,210	-	-	130,190
Detective - 1st Year (0)	-	-	119,158	-
Detective - 2nd Year (1)	-	152,695	137,820	-
Detective - 3rd Year (7)	1,275,139	1,149,481	960,302	931,623
Police Officers-1st grade,(Longevity) (16)	2,377,725	2,694,128	2,778,383	2,814,148
Police Officers-1st grade,(No Longevity) (0)	-	-	-	-
Police Officers-2nd grade (4)	500,912	241,932	-	42,549
Police Officers 3rd grade (2)	223,182	435,484	207,344	12,985
Police Officers - 4th grade (1)	100,183	193,548	358,808	241,781
Police Officers - 5th grade (3)	234,339	84,676	174,731	307,699
Police Officers - 6th grade (3)	217,596	210,192	95,222	134,249
Police Officers - 7th grade (4)	267,816	194,025	179,968	-
Police Officers - 8th grade (3)	184,119	177,855	146,972	-
Police Officers - New hire (3)	162,747	-	-	-
Night Differential	400,000	450,000	417,119	407,867
Police Officer ~ Starting (0)	-	104,806	25,625	272,200
Police Officer ~ Academy	-	-	126,684	58,333
Treasurer (1)	142,649	145,328	141,999	34,440
Information Technology Specialist 1 (1)	108,214	109,430	107,868	143,526
Multi-Keyboard Operator (0)	-	-	-	104,956
Account Clerk (1)	50,000	30,000	-	-
Secretary to Commissioners (1)	112,295	105,785	99,963	97,996
School Crossing Guards (13)	393,086	416,003	370,706	408,698
Parking Meter Attendant (1)	44,554	30,600	44,192	83,855
AccountClerks (0)	-	-	-	-
Police Dispatchers (3)	248,459	251,802	261,920	310,682
Maintenance (1)	51,000	55,000	50,625	78,736
Overtime	975,000	950,000	911,501	877,870
Vacation Pay	80,000	70,000	130,898	59,969
Accumulated	50,000	50,000	-	-
Holiday Pay	651,400	647,249	539,372	518,260
Supplemental	-	-	-	-
TOTAL SALARIES	12,206,406	12,217,940	11,438,112	11,166,348

Town of North Hempstead				
Commissioner Operated Special Districts	ADPOTED	ADOPTED	ACTUAL 2018	ACTUAL 2017
	BUDGET 2020	BUDGET 2019		

SS381 BELGRAVE WATER POLLUTION CONTROL DISTRICT

8110-00 - SEWER ADMINISTRATION					
100	PERSONAL SERVICES-See Details	245,972	236,499	227,493	219,162
	Commissioners Fees	60,000	60,000	34,200	34,700
	Subtotal	305,972	296,499	261,693	253,862
210	Office Equipment	5,000	5,000	1,115	1,450
EXPENSES					
404	Office Supplies & Expenses	5,000	5,000	4,597	4,130
419	Telephone	6,000	6,000	3,423	2,888
425	Bonds, Commissioners, Treasurers	1,000	1,000	-	-
440	Assessment Rolls	1,000	1,000	-	-
441	Legal Notices	1,000	1,000	-	310
445	Conferences, Meetings, etc.	12,000	12,000	2,690	4,649
447	Election Expenses	1,000	1,000	280	200
440	Assessment Rolls	75,000	75,000	-	20,467
452	Auditing	26,000	26,000	24,000	22,092
454	Legal	50,000	50,000	13,508	10,200
458	Other Professional Services	20,000	20,000	2,375	1,150
497	Other Operating Expenses	3,000	3,000	678	746
1950	Administrative Charge	16,462	19,196	21,403	22,859
	Subtotal	217,462	220,196	72,954	89,691
	TOTAL SEWER ADMINISTRATION	528,434	521,695	335,762	345,003
8120-00 - SANITARY SEWERS					
EXPENSES					
467	Gas, Oil, etc.	1,000	1,000	106	-
475	REPAIRS & MAINTENANCE				
	Truck Lines & Laterals	50,000	50,000	77,040	856
	Subtotal	51,000	51,000	77,146	856
	TOTAL SANITARY SEWERS	51,000	51,000	77,146	856
8130-SEWAGE TREATMENT & DISPOSAL					
100	PERSONAL SERVICES-See Details	660,096	609,800	528,685	483,434
225	Operating Equipment	50,000	50,000	29,433	-
EXPENSES					
420	Electricity	190,000	190,000	162,520	142,910
421	Water	14,000	14,000	5,333	13,251
422	Heating	70,000	70,000	44,137	36,386
451	Engineering	-	-	2,032	-
466	Uniforms	10,000	10,000	6,754	7,148
467	Gas, Oil, etc.	30,000	30,000	27,345	13,374
468	Chemicals & Testing	180,000	180,000	105,764	107,244
474	TOOLS, PARTS & SUPPLIES				
	Plant & Grounds	25,000	25,000	11,994	17,929
475	REPAIRS & MAINTENANCE				
	Operating Equipment	180,000	180,000	165,040	144,293
483	Sludge Disposal	80,000	80,000	65,487	36,180
492	Improvements	10,000	10,000	6,556	6,750.00
493	Permit Fees	11,000	11,000	9,102	9,289
	Subtotal	800,000	800,000	612,064	534,754
	TOTAL SEWAGE TREATMENT & DISPOSAL	1,510,096	1,459,800	1,170,182	1,018,188

Town of North Hempstead					
Commissioner Operated Special Districts	ADPOTED	ADOPTED	ACTUAL 2018	ACTUAL 2017	
	BUDGET 2020	BUDGET 2019			
SS381 BELGRAVE WATER POLLUTION CONTROL DISTRICT (cont.)					
400	9910-00 Unallocated Insurance	88,000	88,000	74,119	74,071
400	9950-00 Taxes & Assessments	200,000	200,000	150,222	170,379
800	9010-00 State Retirement	150,000	150,000	102,227	103,621
800	9030-00 - Social Security	83,565	69,332	60,184	56,241
800	9040-00 - Workers' Compensation	36,000	35,000	33,709	31,449
800	9055-00 - Disability Insurance	5,000	5,000	3,655	3,554
800	9060-00 - Hospital & Medical Insurance	420,000	400,000	326,431	314,945
	Subtotal	982,565	947,332	750,547	754,260
900	9562-00 - INTERFUND TRANSFER				
	Capital Reserve Fund	1,000	1,000	417,622	384,539
	9710 - SERIAL BONDS				
600	Principal	556,197	540,724	474,923	594,759
	Principal (neg)	-	-	-	-
700	Interest	167,193	181,851	258,974	220,051
	Interest (neg)				
800	EFC Administrative Charge	7,474	7,956	8,172	-
	BAN Principal	332,175	332,175	-	-
	BAN Interest	71,175	32,743	-	-
	Offset to Debt	(68,629)	(58,917)	-	-
	Subtotal	1,065,585	1,036,532	742,069	814,810
	Subtotal Other Expenses	2,049,150	1,984,864	1,910,238	1,953,609
	TOTAL BUDGETED/ACTUAL EXPENDITURES	4,138,680	4,017,359	3,493,328	3,317,656
REVENUE					
2122	Sewer Charges	17,435	18,388	20,701	20,631
2374	Sewer Services for Other Govt's	911,445	890,741	866,556	860,955
2401	Interest	10,000	5,000	16,872	7,142
2770	Other Unclassified Revenue	4,000	4,000	-	-
	TOTAL ESTIMATED/ACTUAL REVENUE	942,880	918,129	904,129	888,728

Town of North Hempstead				
Commissioner Operated Special Districts	ADPOTED BUDGET 2020	ADOPTED BUDGET 2019	ACTUAL 2018	ACTUAL 2017

SS381 BELGRAVE WATER POLLUTION CONTROL DISTRICT (cont.)

SUMMARY

TOTAL BUDGETED/ACTUAL EXPENDITURES	4,138,680	4,017,359	3,493,328	3,317,656
ACTUAL FUND BALANCES AT END OF PERIOD			2,406,067	2,385,178
	<u>4,138,680</u>	<u>4,017,359</u>	<u>5,899,395</u>	<u>5,702,834</u>
TOTAL ESTIMATED/ACTUAL REVENUE	942,880	918,129	904,129	888,728
APPROPRIATED FUND BALANCES	489,362	441,590		
ACTUAL FUND BALANCES AT BEGINNING OF PERIOD			2,385,178	2,255,135
RAISED BY TAXATION			2,610,088	2,558,971
AMOUNT TO BE RAISED BY TAXATION	2,706,438	2,657,640		
	<u>4,138,680</u>	<u>4,017,359</u>	<u>5,899,395</u>	<u>5,702,834</u>

TAX LEVY

TOTAL TAXABLE VALUATION				
TAX LEVY	2,706,438	2,656,134	2,610,088	2,558,971

SALARY SCHEDULE

Commissioners Fees (3)	60,000	60,000	34,200	34,700
Administrative				
Superintendent (1)	134,401	129,266	124,412	118,190
Business Mgr (1)	111,571	107,233	103,080	100,972
Laborers				
Sewage Plant Operators (3)	416,039	335,040	322,465	253,017
Sewage Plant Attendants (3)	114,057	124,758	121,255	158,428
Overtime/Seasonal	105,000	105,000	81,595	72,173
Sick & Vacation Time Payout	15,000	15,000	3,371	3,371
Grade Raises	10,000	30,000	-	-
TOTAL SALARIES	<u>966,068</u>	<u>906,297</u>	<u>790,378</u>	<u>740,851</u>

SUMMARY

Commissioners Fees	60,000	60,000	34,200	34,700
Sewer Administration	245,972	236,499	227,493	219,162
Sewage Treatment & Disposal	660,096	609,798	528,685	486,989
TOTAL SALARIES	<u>966,068</u>	<u>906,297</u>	<u>790,378</u>	<u>740,851</u>

Town of North Hempstead				
Commissioner Operated Special Districts	ADOPTED BUDGET 2020	ADOPTED BUDGET 2019	ACTUAL 2018	ACTUAL 2017

SS382 GREAT NECK WATER POLLUTION CONTROL DISTRICT

8110-00 - SEWER ADMINISTRATION

100	Commissioners Fees	50,000	50,000	42,700	41,800
100	Personal Services	475,000	460,000	417,501	397,543
	Subtotal	525,000	510,000	460,201	439,343
210	Office Equipment	20,000	20,000	7,353	5,784
	EXPENSES				
402	Postage	10,000	10,000	7,577	7,476
404	Office Supplies & Expenses	30,000	30,000	31,305	30,493
419	Telephone	10,000	10,000	6,977	10,834
422	Heating	5,000	5,000	4,448	3,363
430	SPDES	15,500	15,500	15,500	15,500
440	Assessment Rolls	4,500	4,500	4,000	4,000
441	Legal Notices	-	2,000	1,189	1,536
445	Conferences, Meetings, etc.	4,000	12,000	10,257	10,520
447	Election Expense	7,000	7,000	4,594	10,249
452	Auditing	25,500	24,000	22,000	22,000
454	Legal	100,000	100,000	100,816	61,084
458	Other Professional Services	160,000	145,000	149,400	121,412
493	Contractual Services	80,000	50,000	48,857	27,583
498	Training	3,000	3,000	1,371	2,435
	Subtotal	454,500	418,000	408,291	328,485
	TOTAL SEWER ADMINISTRATION	999,500	948,000	875,845	773,612

8120-00 - SANITARY SEWERS

100	PERSONAL SERVICES	810,000	575,000	435,992	469,345
225	Operating Equipment	250,000	250,000	165,928	539,176
	EXPENSES				
419	Telephone	6,000	4,000	2,424	3,574
420	Electricity	200,000	210,000	172,417	170,437
421	Water	6,000	6,000	5,783	5,990
451	Engineering	200,000	200,000	230,231	165,448
466	Uniforms & Laundry	10,000	7,000	6,793	6,472
467	Gas, Oil, etc.	20,000	15,000	7,018	17,670
	Trunk Lines & Laterals	260,000	275,000	62,811	152,601
	Plant and Grounds	200,000	575,000	515,860	142,294
475	REPAIRS & MAINTENANCE				
	Operating Equipment	350,000	300,000	351,528	507,296
	Plant & Grounds	50,000	50,000	52,724	42,711
	Trunk Lines & Laterals	250,000	100,000	399,250	409,808
	Alarm System	35,000	30,000	26,806	25,342
498	Training	35,000	25,000	21,347	1,360
	Subtotal	1,622,000	1,797,000	1,854,992	1,651,003
	TOTAL SANITARY SEWERS	2,682,000	2,622,000	2,456,912	2,659,524

Town of North Hempstead				
Commissioner Operated Special Districts	ADOPTED BUDGET 2020	ADOPTED BUDGET 2019	ACTUAL 2018	ACTUAL 2017

SS382 GREAT NECK WATER POLLUTION CONTROL DISTRICT (cont.)

8130-00 -SEWAGE TREATMENT & DISPOSAL					
100	PERSONAL SERVICES	530,000	600,000	529,073	516,366
225	Operating Equipment	20,000	20,000	39,480	7,889
EXPENSES					
419	Telephone	4,000	3,000	1,760	3,108
420	Electricity	425,000	400,000	349,793	336,919
421	Water	5,000	5,000	2,457	4,159
422	Heating	10,000	32,000	31,491	26,478
428	Rent	-	-	-	90
451	Engineering	200,000	200,000	193,480	155,998
466	Uniforms & Laundry	7,000	7,000	4,454	6,089
467	Gas, Oil, etc.	75,000	40,000	118,985	64,464
468	Chemicals & Testing	75,000	75,000	58,230	62,130
469	Lab Testing & Supplies	100,000	100,000	68,250	83,299
473	Installation, Reconst. Replacement-Plant & G	529,451	200,000	856,201	85,848
475	REPAIRS & MAINTENANCE				
	Operating Equipment	350,000	300,000	418,197	389,905
	Plant & Grounds	50,000	50,000	130,670	106,397
483	Treatment & Disposal of Sewage & Sludge	400,000	400,000	305,785	279,866
498	Training	25,000	20,000	13,807	1,320
	Subtotal	2,255,451	1,832,000	2,553,560	1,606,070
	TOTAL SEWAGE TREATMENT & DISPOSAL	2,805,451	2,452,000	3,122,113	2,130,325
SPECIAL ITEMS					
400	1910-Unallocated Insurance	275,000	250,000	231,625	221,744
460	1910-Judgments & Claims	-	-	24,430	-
	Subtotal	275,000	250,000	256,055	221,744
BENEFITS & DEBT SERVICE					
800	9010 - State Retirement	200,000	225,000	178,371	177,701
800	9030 - Social Security	142,000	120,000	101,205	103,412
800	9040 - Workers' Compensation	80,000	115,000	90,820	91,390
800	9050 - NYS Unemployment Insurance	-	-	9,570	2,175
800	9055 - Disability	7,000	5,000	4,624	4,377
800	9060 - Hospital & Medical Insurance	690,000	600,000	455,490	502,682
	Subtotal	1,119,000	1,065,000	840,080	881,737
DEBT SERVICE					
9710 - Serial Bonds					
600	Principal	2,011,447	1,720,871	1,709,441	1,644,985
700	Interest	1,189,322	847,745	903,990	775,611
	Premiums on Obligations	(355,240)	-	-	-
	Capital Interest Applied from Debt Ser	(100,000)	-	(27,000)	-
9730 - Bond Anticipation Notes					
600	Principal	-	-	-	25,000
700	Interest	-	-	-	54,847
9901 - Fiscal Agent Fees					
	Administration Charges (NYSEFC)	108,274	112,186	116,074	119,950
	Administration Charges (TNH)	40,786	40,000	35,000	30,000
	Subtotal	2,895,589	2,721,802	2,737,697	2,656,627
	TOTAL BUDGETED/ACTUAL EXPENDITURES	10,776,540	10,058,802	10,288,702	9,323,569

Town of North Hempstead				
Commissioner Operated Special Districts	ADOPTED BUDGET 2020	ADOPTED BUDGET 2019	ACTUAL 2018	ACTUAL 2017

SS382 GREAT NECK WATER POLLUTION CONTROL DISTRICT (cont.)

REVENUE					
1081	Payment in Lieu of Taxes - LIPA	376,257	420,000	421,734	-
2120	Sewer Rents	3,165,180	3,102,821	2,695,790	2,927,522
2401	Interest Earnings	40,000	5,000	5,180	3,027
2701	Refund of Prior Years Expend	-	-	-	-
2770	Other Unclassified Revenue	162,730	-	41,649	61,129
2680	Insurance Recoveries	-	-	171,988	-
	Grants	-	-	-	-
TOTAL ESTIMATED/ACTUAL REVENUE		3,744,167	3,527,821	3,336,341	2,991,678

SUMMARY

TOTAL BUDGETED/ACTUAL EXPENDITURES	10,776,540	10,058,802	10,288,702	9,323,569
ACTUAL FUND BALANCES AT END OF PERIOD			4,161,151	4,562,336
	10,776,540	10,058,802	14,449,853	13,885,905
TOTAL ESTIMATED/ACTUAL REVENUE	3,744,167	3,527,821	3,336,341	2,991,678
APPROPRIATED FUND BALANCES	190,000	-		
ACTUAL FUND BALANCES AT BEGINNING OF PERIOD			4,776,869	4,237,394
RAISED BY TAXATION			6,336,643	6,656,833
AMOUNT TO BE RAISED BY TAXATION	6,842,373	6,530,981		
	10,776,540	10,058,802	14,449,853	13,885,905

TAX LEVY

TAXABLE VALUATION

CLASS I - RESIDENTIAL PROPERTIES	7,549,114	7,800,853	8,010,930	8,212,154
Tax Levy	3,034,471	2,933,917	2,855,902	2,782,542
CLASS II - RESIDENTIAL PROPERTIES	3,179,023	2,829,541	2,840,236	2,942,142
Tax Levy	1,073,349	868,814	847,754	830,884
CLASS III - UTILITY PROPERTIES	473,341	1,186,606	427,430	938,110
Tax Levy	240,163	236,881	272,840	724,742
CLASS IV - ALL OTHER PROPERTIES	9,993,533	9,507,925	9,384,809	9,530,458
Tax Levy	2,494,390	2,491,369	2,360,147	2,318,665
TOTAL TAXABLE VALUATION	21,195,011	21,324,925	20,663,405	21,622,864
TOTAL TAX LEVY (a)	6,842,373	6,530,981	6,336,643	6,656,833

Town of North Hempstead				
Commissioner Operated Special Districts	ADPOTED	ADOPTED	ACTUAL 2018	ACTUAL 2017
	BUDGET 2020	BUDGET 2019		

SS382 GREAT NECK WATER POLLUTION CONTROL DISTRICT (cont.)

SALARY SCHEDULE

Superintendent	211,500	185,300	171,386	163,239
Business Manager	176,300	172,700	159,787	153,655
Administration Staff	183,700	182,000	169,677	156,742
Sewage Plant Supervisor	30,000	30,000	29,575	33,850
Sewage Plant Operators	273,500	254,500	224,646	214,649
Sewage Plant Attendants	292,900	162,900	140,984	151,203
Sewer Service Supervisor	164,000	149,100	127,306	121,894
Sewer Servicer	200,700	181,600	130,752	171,660
Seasonal	7,200	14,400	6,750	-
Laborers	77,800	77,100	75,075	72,545
Overtime / Accrued Time Payout/ Med. Insur. Benefit Pay	-	-	-	-
	197,400	225,400	146,628	143,817
TOTAL SALARIES	1,815,000	1,635,000	1,382,566	1,383,254

SUMMARY

Administration	475,000	460,000	417,501	397,543
Sanitary Sewers	810,000	575,000	435,992	469,345
Sewage Treatment & Disposal	530,000	600,000	529,073	516,366
TOTAL SALARIES	1,815,000	1,635,000	1,382,566	1,383,254

Town of North Hempstead				
Commissioner Operated Special Districts	ADOPTED BUDGET 2020	ADOPTED BUDGET 2019	ACTUAL 2018	ACTUAL 2017

SS383 PORT WASHINGTON WATER POLLUTION CONTROL DISTRICT

8110- SEWER ADMINISTRATION

100	Personal Services	264,230	235,850	242,433	188,419
	Commissioners Fees	31,200	25,000	18,700	21,500
	Subtotal	295,430	260,850	261,133	209,919
200	Equipment & Capital Outlay	2,000	1,000	-	-
400	EXPENSES				
401	Stationery & Printing	-	-	315	37
402	Postage	1,000	1,200	436	1,077
403	Books, Publications, etc.	-	-	-	29
404	Office Supplies & Expenses	5,500	5,000	5,404	3,446
419	Telephone & Communications	1,630	1,650	3,254	3,657
420	Light & Power	1,600	1,600	1,673	1,377
421	Water	-	-	-	-
440	Assessment Roll	4,650	4,650	4,500	4,500
441	Legal Notices	1,000	1,000	1,983	1,934
445	Conferences, Meetings, Schools, Etc.	2,000	1,000	1,823	1,593
447	Election Expenses	3,000	2,500	3,042	2,611
451	Engineering	4,500	8,250	27,581	15,563
452	Auditing	35,000	35,000	29,000	39,873
453	Custodial	1,000	1,000	928	490
454	Legal	60,000	50,000	62,700	46,696
458	Other Professional Services	18,000	16,000	21,481	39,776
467	Gas, Oil, etc.	1,000	800	815	640
475	Repairs & Maintenance				
	Alarm System	2,290	2,200	2,284	2,222
	Operating Equipment	500	500	-	269
	Other	3,000	3,000	6,300	1,647
	Subtotal	145,670	135,350	173,519	167,437
	Total Sewer Administration	443,100	397,200	434,652	377,356

8120 - SANITARY SEWERS

100	Personal Services	788,070	847,470	662,260	617,625
225	Operating Equipment	325,000	150,000	199,955	253,587
400	EXPENSES				
419	Telephone & Communications	9,010	7,650	8,299	6,297
420	Light & Power	160,000	170,000	146,101	157,760
421	Water	8,000	10,600	5,132	3,580
422	Heating	30,000	27,500	25,869	23,601
445	Conferences, Meetings, Schools, Etc.	9,000	8,000	5,219	8,851
451	Engineering	18,000	19,800	11,065	28,278
453	Custodial	5,100	5,100	3,424	3,259
455	Medical	2,000	2,000	620	-
466	Uniforms & Laundry	5,000	5,000	2,708	3,079
467	Gas, Oil, etc.	15,000	20,000	13,801	10,706
468	Chemicals & Testing				
	Chemicals & Chlorine	24,000	24,000	13,864	9,644
475	Repairs & Maintenance				
	Alarm System	11,930	11,400	10,293	12,578
	Operating Equipment	31,000	31,000	26,670	28,966
	Plant & Grounds	155,000	135,000	260,454	109,812
	Trunk Lines & Laterals	-	-	-	-
	Subtotal	483,040	477,050	533,519	406,411
	Total Sanitary Sewers	1,596,110	1,474,520	1,395,734	1,277,623

Town of North Hempstead				
Commissioner Operated Special Districts	ADPOTED BUDGET 2020	ADOPTED BUDGET 2019	ACTUAL 2018	ACTUAL 2017

SS383 **PORT WASHINGTON WATER POLLUTION CONTROL DISTRICT (cont.)**

<u>8130 - SEWAGE TREATMENT & DISPOSAL</u>					
100	Personal Services	514,770	419,400	613,206	589,316
225	Operating Equipment	10,000	100,000	333,558	150,676
400	EXPENSES				
419	Telephone & Communications	3,340	3,100	3,054	3,603
420	Light & Power	300,000	319,000	327,487	320,343
421	Water	25,000	25,700	27,665	34,939
422	Heating	15,000	16,000	15,466	12,932
429	Equipment Rental	-	-	-	10,852
445	Conferences, Meetings, Schools, Etc.	10,000	6,500	6,002	8,604
451	Engineering	127,500	136,575	110,444	98,264
453	Custodial	2,500	4,000	1,937	1,568
455	Medical	1,000	1,000	1,334	-
466	Uniforms & Laundry	2,500	2,500	1,751	1,666
467	Gas, Oil, etc.	2,000	3,000	945	1,295
468	Chemicals & Testing				
	Analysis	55,000	51,000	48,305	40,342
	Chemicals & Chlorine	80,000	90,000	54,854	69,279
475	Repairs & Maintenance				
	Alarm System	2,240	2,200	1,742	1,162
	Operating Equipment	10,000	10,000	2,536	5
	Plant & Grounds	115,000	115,000	97,538	128,867
483	Treatment & Disposal of Sewage & Sludge	790,000	660,000	545,557	403,354
493	Permit Fees	11,000	11,000	10,663	11,152
	Subtotal	1,552,080	1,456,575	1,257,280	1,148,227
	Total Sewage Treatment & Disposal	2,076,850	1,975,975	2,204,044	1,888,219
	SPECIAL ITEMS				
	400 1910 Unallocated Insurance	205,000	180,000	176,075	175,621
	400 1980 Payment of MTA Payroll Tax	1,800	1,600	2,586	1,538
	Subtotal	206,800	181,600	178,661	177,159

Town of North Hempstead				
Commissioner Operated Special Districts	ADPOTED	ADOPTED	ACTUAL 2018	ACTUAL 2017
	BUDGET 2020	BUDGET 2019		

SS383 PORT WASHINGTON WATER POLLUTION CONTROL DISTRICT (cont.)

BENEFITS & DEBT SERVICE

800 9010	State Retirement	208,000	205,000	208,392	201,984
800 9030	Social Security	121,000	115,000	110,435	103,282
800 9040	Worker's Compensation	68,300	66,000	57,252	52,928
800 9060	Hospital & Medical Insurance	800,000	865,500	721,699	637,986
	Subtotal	1,197,300	1,251,500	1,097,778	996,180
900	Interfund Transfers				
	Fiscal Agent Fees	-	-	-	-
9710	Serial Bonds				
	Principal	670,695	858,180	830,385	963,679
	Principal reduction (1)	-	-	-	-
	Interest	266,125	356,890	300,909	322,053
	Interest reduction (1)	-	-	-	-
	Subtotal	936,820	1,215,070	1,131,294	1,285,732
9730	Bond Anticipation Notes				
	600 Principal	12,755	-	-	-
	700 Interest	104,775	-	-	-
	Subtotal	117,530	-	-	-
9901	Administrative Charge (TNH)	34,851	38,357	40,766	38,805
	Administrative Charge (NYSEFC)	26,786	29,063	38,247	31,587
9950	Transfer, Capital Projects Fund	-	-	353,249	(53,429)
	Subtotal	61,637	67,420	432,262	16,963
	TOTAL BUDGETED/ACTUAL EXPENDITURES	6,636,147	6,563,285	6,874,425	6,019,232
	Total O & M budget (excluding debt service & interfund transfers)	5,520,160	5,280,795	5,310,869	4,716,537

⁽¹⁾ Debt Service reduction is funded by debt service reserve and general fund reserve.

REVENUE

1081	Payment in Lieu of Taxes-LIPA	53,458			
2120	Sewer Rent	180,000	175,000	190,823	176,718
2122	Sewer Charges	15,000	15,000	13,975	19,204
2374	Sewer Charges for Other Gov'ts	956,000	865,000	803,954	776,424
2401	Interest Earnings	25,000	15,000	27,153	16,380
2665	Sales of Equipment	-	-	7,715	17,990
2701	Refund of Prior Years Expenses	-	-	254	15,687
2770	Other Unclassified Income	-	-	17,888	17,670
4960	Federal Aid-Emergency Disaster	-	-	239,710	31,592
	TOTAL ESTIMATED/ACTUAL REVENUE	1,229,458	1,070,000	1,301,472	1,071,665

Town of North Hempstead				
Commissioner Operated Special Districts	ADPOTED BUDGET 2020	ADOPTED BUDGET 2019	ACTUAL 2018	ACTUAL 2017

SS383 PORT WASHINGTON WATER POLLUTION CONTROL DISTRICT (cont.)

SUMMARY

TOTAL BUDGETED/ACTUAL EXPENDITURES	6,636,147	6,563,285	6,874,425	6,019,232
ACTUAL FUND BALANCES AT END OF PERIOD			2,420,249	3,000,679
	<u>6,636,147</u>	<u>6,563,285</u>	<u>9,294,674</u>	<u>9,019,911</u>
TOTAL ESTIMATED/ACTUAL REVENUE	1,229,458	1,070,000	1,301,472	1,071,665
APPROPRIATED FUND BALANCES	169,121	346,280		
ACTUAL FUND BALANCES AT BEGINNING OF PERIOD			3,000,679	3,056,112
RAISED BY TAXATION			4,992,523	4,892,134
AMOUNT TO BE RAISED BY TAXATION	5,237,568	5,147,005		
	<u>6,636,147</u>	<u>6,563,285</u>	<u>9,294,674</u>	<u>9,019,911</u>

TAX LEVY

TAXABLE VALUATION

Class I - Residential Properties	7,008,845	7,215,922	7,404,764	7,887,750
Tax Levy	<u>3,149,551</u>	<u>2,876,080</u>	<u>2,696,141</u>	<u>2,700,516</u>
Class II - Residential Properties	1,229,151	1,272,584	1,220,858	1,165,190
Tax Levy	<u>245,901</u>	<u>253,138</u>	<u>232,810</u>	<u>233,023</u>
Class III - Utility Properties	693,881	676,288	647,230	545,687
Tax Levy	<u>30,221</u>	<u>73,408</u>	<u>70,849</u>	<u>100,396</u>
Class IV - All Other Properties	9,684,325	9,068,468	9,098,003	10,140,552
Tax Levy	<u>1,811,895</u>	<u>1,944,379</u>	<u>1,992,723</u>	<u>1,858,199</u>
TOTAL TAXABLE VALUATION	<u>18,616,202</u>	<u>18,233,262</u>	<u>18,370,855</u>	<u>19,739,179</u>
TOTAL TAX LEVY (a)	<u>5,237,568</u>	<u>5,147,005</u>	<u>4,992,523</u>	<u>4,892,134</u>

(a) Nassau County Final Assessment Information will be available in October.

Town of North Hempstead				
Commissioner Operated Special Districts	ADPOTED	ADOPTED	ACTUAL 2018	ACTUAL 2017
	BUDGET 2020	BUDGET 2019		

SS383 PORT WASHINGTON WATER POLLUTION CONTROL DISTRICT (cont.)

SALARY SCHEDULE (b)

Sewage Plant Operators	159,764	155,780	155,588	139,792
Sewer Servicers	186,450	181,655	181,655	245,653
Sewer Service Supervisor	108,995	106,185	106,184	102,811
Clerk Typist	61,776	60,180	60,180	53,812
Account Clerk	-	-	-	5,695
Anticipated Overtime, Sick & Termination Pa	312,850	283,720	303,668	220,403
Business Manager	-	-	32,760	125,735
Accountant	49,893	46,125	46,124	-
Sewage Plant Attendants	400,422	351,400	353,964	357,474
Sewage Plant Operator Trainee	40,659	77,900	38,000	-
Superintendent	149,496	145,600	145,602	143,985
Secretary to the Board	96,765	-	94,174	-
Total Salaries	<u>1,567,070</u>	<u>1,408,545</u>	<u>1,517,899</u>	<u>1,395,360</u>

SUMMARY

Sewer Administration	264,230	235,850	242,433	188,419
Sanitary Sewers	788,070	847,470	662,260	617,625
Sewage Treatment & Disposal	514,770	419,400	613,206	589,316
Total Salaries	<u>1,567,070</u>	<u>1,502,720</u>	<u>1,517,899</u>	<u>1,395,360</u>

Town of North Hempstead				
Commissioner Operated Special Districts	ADPOTED BUDGET 2020	ADOPTED BUDGET 2019	ACTUAL 2018	ACTUAL 2017
SW391 ALBERTSON WATER DISTRICT				
8120 - WATER ADMINISTRATION				
100 PERSONAL SERVICES	275,868	262,854	249,687	339,582
Commissioners Fees	25,000	25,000	21,400	20,900
Subtotal	<u>300,868</u>	<u>287,854</u>	<u>271,087</u>	<u>360,482</u>
EQUIPMENT				
210 Office Equipment	5,000	20,000	324	-
225 Operating Equipment	55,000	40,000	-	57,481
Subtotal	<u>60,000</u>	<u>60,000</u>	<u>324</u>	<u>57,481</u>
EXPENSES				
404 Office Supplies & Expenses	60,000	70,000	57,149	70,729
419 Telephone & Communications	16,000	19,000	14,192	16,430
425 Bonds, Commissioners, Treasurers	1,000	1,000	725	-
441 Legal Notices	17,000	14,000	11,592	1,552
445 Conferences, Meetings, etc.	10,000	12,500	10,212	10,101
446 Education/Training	2,000	2,000	1,113	2,250
447 Election Expenses	1,000	1,000	1,487	600
451 Engineering	75,000	50,000	10,160	54,885
452 Auditing and accounting	45,000	45,000	42,000	39,894
454 Legal	25,000	50,000	20,570	15,263
Consultants	5,000	2,000	1,856	2,800
466 Uniforms & Laundry	5,000	5,000	2,102	3,889
467 Gas, Oil, etc.	17,000	17,000	13,845	12,912
474 Tools, parts and supplies	10,000	10,000	8,177	3,416
Vehicle maintenance and supplies	15,000	15,000	12,321	19,467
400 Insurance	80,000	90,000	65,670	69,668
499 Miscellaneous/SWMA	10,000	10,000	8,129	9,146
Subtotal	<u>394,000</u>	<u>413,500</u>	<u>281,300</u>	<u>333,002</u>
TOTAL WATER ADMINISTRATION	<u>754,868</u>	<u>761,354</u>	<u>552,711</u>	<u>750,965</u>
8320 - SOURCE OF SUPPLY POWER & PUMPING				
100 PERSONAL SERVICES	397,506	376,402	339,889	353,769
EXPENSES				
420 Light & Power	365,000	365,000	336,584	314,203
422 Heating	30,000	30,000	24,578	21,634
475 REPAIRS & MAINTENANCE				
Operating Equipment	100,000	100,000	43,659	100,776
Plant & Grounds	20,000	15,000	45,285	85,476
Major Repairs	80,000	55,000	7,457	-
493 Purchase of Water	35,000	35,000	30,982	29,293
Subtotal	<u>630,000</u>	<u>600,000</u>	<u>488,545</u>	<u>551,382</u>
TOTAL SUPPLY, POWER & PUMPING	<u>1,027,506</u>	<u>976,402</u>	<u>828,434</u>	<u>905,151</u>
8330 - PURIFICATION				
EXPENSES				
468 Water Treatment, etc.	80,000	75,000	60,921	52,496
TOTAL PURIFICATION	<u>80,000</u>	<u>75,000</u>	<u>60,921</u>	<u>52,496</u>

Town of North Hempstead				
Commissioner Operated Special Districts	ADOPTED BUDGET 2020	ADOPTED BUDGET 2019	ACTUAL 2018	ACTUAL 2017

SW391 ALBERTSON WATER DISTRICT (cont.)

8340-TRANSMISSION & DISTRIBUTION					
100	PERSONAL SERVICES	89,334	92,340	76,145	80,695
EQUIPMENT					
250	Meters	7,500	5,000	-	30,844
EXPENSES					
475 REPAIRS & MAINTENANCE					
	Mains, Valves & Hydrants	75,000	75,000	32,637	32
	Meters - Services	30,000	25,000	33,747	29,214
476	Road Repairs	45,000	50,000	20,505	5,053
	Subtotal	150,000	150,000	86,889	34,299
TOTAL TRANSMISSION & DISTRIBUTION					
		246,834	247,340	163,034	145,838
800	9010 - State Retirement	130,000	140,000	102,721	112,737
800	9030 - Social Security/ MTA Tax	56,000	56,000	48,045	56,565
800	9040 - Worker's Compensation	40,000	40,000	34,486	27,026
800	9060 - Hospital & Medical Insurance	330,000	334,000	299,577	298,120
800	9070 - Employees Benefits	-	-	-	-
	Subtotal	556,000	570,000	484,829	494,448
SERIAL BONDS					
901	Fiscal Agent Fees	17,000	17,125	12,215	7,605
902	Principal	440,506	458,274	538,340	600,101
	Interest	167,998	184,865	241,928	144,037
	Premiums on obligations	-	-	-	(5,963)
	Subtotal	625,504	660,264	792,483	745,780
900	9560 - INTERFUND TRANSFER				
	Transfer to Capital Reserve	70,000	70,000	1,329,453	-
	Transfer from Capital Project fund	-	-	-	13,000
	Subtotal	70,000	70,000	1,329,453	13,000
9730 - BOND ANTICIPATION NOTES					
700	Interest	-	-	-	32,938
	Subtotal	-	-	-	32,938
TOTAL BUDGETED/ACTUAL EXPENDITURES		3,360,712	3,360,360	4,211,865	3,140,616
REVENUE					
2140	Water Sales	1,340,000	1,360,000	1,320,839	1,291,600
2142	Unmetered Water Sales	110,000	100,000	109,134	99,767
2144	Water Services Charges	30,000	30,000	31,350	51,748
2148	Water Rent Penalties	20,000	20,000	16,702	19,215
2401	Interest Earnings	16,142	15,607	15,192	15,230
2770	Other Unclassified Revenue	-	-	13,238	13,788
1081	LIPA PILOT	128,556	119,266	120,096	127,726
TOTAL ESTIMATED/ACTUAL REVENUE		1,644,698	1,644,873	1,626,551	1,619,074

Town of North Hempstead				
Commissioner Operated Special Districts	ADPOTED BUDGET 2020	ADOPTED BUDGET 2019	ACTUAL 2018	ACTUAL 2017

SW391 ALBERTSON WATER DISTRICT (cont.)

SUMMARY

TOTAL BUDGETED/ACTUAL EXPENSES	3,360,712	3,360,360	4,211,865	3,140,616
ACTUAL FUND BALANCES AT END OF PERIOD			1,608,870	2,551,335
	<u>3,360,712</u>	<u>3,360,360</u>	<u>5,820,735</u>	<u>5,691,951</u>
TOTAL ESTIMATED/ACTUAL REVENUE	1,644,698	1,644,873	1,626,551	1,619,074
APPROPRIATED FUND BALANCE				
APPROPRIATED DEBT SERVICE RESERVES	-	40,000		
ACTUAL FUND BALANCE AT BEGINNING OF PERIOD			2,551,335	2,565,929
RAISED BY TAXATION			1,642,849	1,506,948
AMOUNT TO BE RAISED BY TAXATION	1,716,014	1,675,487		
	<u>3,360,712</u>	<u>3,360,360</u>	<u>5,820,735</u>	<u>5,691,951</u>

TAX LEVY

TAXABLE VALUATION

CLASS I - RESIDENTIAL PROPERTIES	4,689,766	4,811,330	4,966,835	5,014,637
Tax rate Per 100	31.434	29.847	28.289	25.190
Tax Levy	<u>1,474,195</u>	<u>1,436,038</u>	<u>1,405,068</u>	<u>1,263,187</u>
CLASS II - RESIDENTIAL PROPERTIES	2,517	2,517	3,507	3,507
Tax rate Per 100	57.432	56.669	40.024	36.774
Tax Levy	<u>1,446</u>	<u>1,426</u>	<u>1,404</u>	<u>1,290</u>
CLASS III - UTILITY PROPERTIES	277,945	253,090	228,118	234,085
Tax rate Per 100	22.201	23.710	26.825	34.826
Tax Levy	<u>61,706</u>	<u>60,008</u>	<u>61,193</u>	<u>81,522</u>
CLASS IV - ALL OTHER PROPERTIES	646,377	674,250	675,178	653,943
Tax rate Per 100	27.641	26.402	25.947	24.613
Tax Levy	<u>178,667</u>	<u>178,015</u>	<u>175,188</u>	<u>160,955</u>
TOTAL TAXABLE VALUATION	<u>5,616,605</u>	<u>5,741,187</u>	<u>5,873,638</u>	<u>5,906,172</u>
TAX LEVY	<u>1,716,014</u>	<u>1,675,487</u>	<u>1,642,853</u>	<u>1,506,954</u>

SALARY SCHEDULE

Superintendent	208,368	200,354	201,505	195,637
Asst Superintendent	-	-	-	101,315
Water Plant Operator	285,506	271,402	339,889	353,769
Water Servicer	71,834	67,340	71,493	52,825
Account Clerk/Clerk Typist	67,500	62,500	48,182	42,630
Seasonal	17,500	25,000	4,652	27,870
Overtime & Increments	112,000	105,000	-	-
TOTAL SALARIES	<u>762,708</u>	<u>731,596</u>	<u>665,721</u>	<u>774,046</u>

SUMMARY

Water Administration	275,868	282,854	249,687	339,582
Source of Supply, Power, Pumping	397,506	376,402	339,889	353,769
Transmission & Distribution	89,334	92,340	76,145	80,695
TOTAL SALARIES	<u>762,708</u>	<u>751,596</u>	<u>665,721</u>	<u>774,046</u>

Town of North Hempstead				
Commissioner Operated Special Districts	ADPOTED	ADOPTED	ACTUAL 2018	ACTUAL 2017
	BUDGET 2020	BUDGET 2019		

SW392 CARLE PLACE WATER DISTRICT

8310-WATER ADMINISTRATION

100 PERSONAL SERVICES	295,000	287,482	283,092	275,499
Commissioners Fees	30,000	28,800	21,200	21,700
Subtotal	325,000	316,282	304,292	297,199

EQUIPMENT

210 Office Equipment	20,000	32,000	29,061	409
225 Operating Equipment	-	75,000	-	-
250 Meters	25,000	10,000	29,783	24,931
Subtotal	45,000	117,000	58,844	25,340

EXPENSES

401 Stationery & Printing	5,000	5,000	4,124	1,355
402 Postage	7,000	7,000	3,565	3,476
403 Books, Publication, etc.	2,500	2,500	1,504	883
404 Office Supplies & Expenses	5,500	5,500	4,055	3,485
419 Telephone & Communications	22,000	21,000	20,593	16,385
420 Light & Power	5,000	5,000	4,145	4,102
422 Heating	12,000	12,000	6,455	6,896
425 Bonds, Commissioners, Treasurers	1,300	1,300	1,243	450
426 Insurance, Fire & Liability	60,000	60,000	52,781	49,484
429 Equipment Rental	500	500	406	406
441 Legal Notices	2,000	2,000	496	496
445 Conferences, Meetings, etc.	15,000	15,000	12,335	9,421
446 Public Information & Education	17,000	15,000	13,977	10,596
447 Election Expenses	2,500	2,500	358	389
451 Architects & Engineering	-	10,000	2,534	1,152
452 Auditing	18,000	18,650	18,300	17,950
454 Legal	30,000	25,000	8,812	12,675
458 Other Professional Services	35,000	35,000	25,594	22,278
466 Uniforms & Laundry	5,000	4,000	3,660	3,555
474 TOOLS, PARTS & SUPPLIES				
Plant & Grounds	2,000	2,000	-	62
475 REPAIRS & MAINTENANCE				
Office Equipment	13,000	12,500	11,384	10,044
Operating Equipment	10,000	10,000	5,063	1,749
Plant & Grounds	-	-	-	3,961
Subtotal	270,300	271,450	204,518	181,250

TOTAL WATER ADMINISTRATION

	640,300	704,732	567,654	503,789
--	---------	---------	---------	---------

8320 - SOURCE OF SUPPLY POWER & PUMPING

100 PERSONAL SERVICES	342,500	331,259	253,464	220,713
-----------------------	---------	---------	---------	---------

EXPENSES

420 Light & Power	265,000	265,000	173,148	155,117
422 Heating	36,000	36,000	4,945	-
451 Architectural and/or Engineering	29,239	10,000	6,383	6,194
474 TOOLS, PARTS & SUPPLIES				
Plant & Grounds	5,000	4,000	8,136	7,412
Capital Improvements Reserve	-	-	104,643	24,212
475 REPAIRS & MAINTENANCE				
Operating Equipment	84,500	100,000	65,654	21,574
Plant & Grounds	25,000	25,000	9,471	13,038
Subtotal	444,739	440,000	372,380	227,547

TOTAL SUPPLY, POWER & PUMPING

	787,239	771,259	625,844	448,260
--	---------	---------	---------	---------

Town of North Hempstead				
Commissioner Operated Special Districts	ADPOTED BUDGET 2020	ADOPTED BUDGET 2019	ACTUAL 2018	ACTUAL 2017

SW392 CARLE PLACE WATER DISTRICT (cont.)

8330 - PURIFICATION					
EXPENSES					
468	Water Analysis & Treatment	211,000	191,000	116,003	97,254
475	REPAIRS & MAINTENANCE				
	Operating Equipment	20,000	20,000	6,977	7,492
	Subtotal	231,000	211,000	122,980	104,746
	TOTAL PURIFICATION	231,000	211,000	122,980	104,746
8340-TRANSMISSION & DISTRIBUTION					
100	PERSONAL SERVICES	342,500	331,259	253,464	225,632
225	OPERATING EQUIPMENT	100,000	-	-	-
EXPENSES					
260	Mains, Valves, Hydrants Expense (Reserve Fd	-	-	-	691,695
451	Engineering	5,000	-	-	-
467	Gas, Oil, etc.	16,000	16,000	11,502	10,076
474	TOOLS, PARTS & SUPPLIES	-	-	-	-
	Operating Equipment	-	-	10,915	548
	Plants & Grounds	-	-	3,795	2,461
	Trunk Lines & Laterals	15,000	15,000	1,205	1,521
475	REPAIRS & MAINTENANCE	-	-	-	-
	Operating Equipment	15,000	15,000	20,078	11,091
	Plants & Grounds	-	-	9,098	3,940
	Mains, Valves & Hydrants	80,000	80,000	64,733	43,232
476	Road Repairs	70,000	70,000	29,151	18,444
477	Road Resurfacing Materials	4,000	4,000	2,727	1,244
	Engineering	-	-	-	-
	Subtotal	205,000	200,000	153,204	784,252
	TOTAL TRANSMISSION & DISTRIBUTION	647,500	531,259	406,668	1,009,884
400	1910 - Unallocated Insurance	25,000	24,000	20,496	19,541
800	9010 - State Retirement	122,000	142,500	103,695	101,478
800	9030 - Social Security	77,265	74,875	62,185	57,031
800	9040 - Workers' Compensation	34,000	34,000	20,603	22,557
800	9045 - Life Insurance	11,600	11,600	9,912	9,355
	9060 - Medical Insurance	395,000	395,000	304,086	286,658
800	9055 - Disability Insurance	15,500	15,500	13,325	13,573
	Subtotal	680,365	697,475	534,302	510,193
900	9501-00 - INTERFUND TRANSFER				
	Fiscal Agent Fees	30,000	29,217	1,476	29,166
	Serial Bonds				
	Principal	513,490	502,783	499,037	66,524
	Capital interest applied	(29,780)	(28,368)	-	-
	Interest	305,345	320,367	447,970	22,965
	Interest	(8,687)	(10,141)	-	-
900	9730 BOND ANTICIPATION NOTES				
	600 Principal	-	-	-	38,000
	700 Interest	-	-	-	98,660
	Subtotal	810,368	813,858	948,483	255,315
900	9562 - Transfer to Capital Reserve	250,000	250,000	-	-
	TOTAL BUDGETED/ACTUAL EXPENSES	4,046,772	3,979,583	3,205,931	2,832,187

Town of North Hempstead				
Commissioner Operated Special Districts	ADOPTED BUDGET 2020	ADOPTED BUDGET 2019	ACTUAL 2018	ACTUAL 2017

SW392 CARLE PLACE WATER DISTRICT (cont.)

REVENUE					
2140	Metered Water Sales	750,000	750,000	760,764	731,876
2142	Unmetered Water Sales	100,000	100,000	108,170	79,296
2144	Water Services Charges	9,980	10,004	12,095	14,174
2148	Interest & Penalties on Water Rents	10,000	10,000	8,929	9,235
2401	Interest Earnings	10,000	-	58,285	32,219
2710	Premium on Obligations	-	-	-	50,941
2770	Other Unclassified Revenue	250,000	250,000	363,223	322,692
4960	Federal Aid - FEMA	-	-	3,000,000	-
1081	PILOT	122,000	114,000	115,673	120,622
2680	Insurance Recoveries	-	-	25,989	-
TOTAL ESTIMATED/ACTUAL REVENUE		1,251,980	1,234,004	4,453,128	1,361,055

SUMMARY

TOTAL BUDGETED/ACTUAL EXPENSES	4,046,772	3,979,583	3,205,931	2,832,187
ACTUAL FUND BALANCES AT END OF PERIOD **			9,650,079	5,880,690
	4,046,772	3,979,583	12,856,010	8,712,877
TOTAL ESTIMATED/ACTUAL REVENUE	1,251,980	1,234,004	4,453,128	1,361,055
APPROPRIATED FUND BALANCE LIPA PILOT				
ACTUAL FUND BALANCE AT BEGINNING OF PERIOD			5,880,690	5,657,535
RAISED BY TAXATION			2,522,192	1,694,287
AMOUNT TO BE RAISED BY TAXATION	2,794,792	2,745,579		
	4,046,772	3,979,583	12,856,010	8,712,877

**RESERVE FUND BALANCE AT END OF YEAR 8,934,360 5,219,678

TAX LEVY

TAXABLE VALUATION

CLASS I - RESIDENTIAL PROPERTIES	2,104,363	2,173,740	2,251,123	2,330,921
Tax rate Per 100	54.078	51.439	46	29.246
Tax Levy	1,137,994	1,118,150	1,024,959	681,701
CLASS II - RESIDENTIAL PROPERTIES	178,671	187,472	178,437	178,437
Tax rate Per 100	38.933	36.578	34	22.433
Tax Levy	69,562	68,574	60,117	40,029
CLASS III - UTILITY PROPERTIES	123,933	114,987	105,554	107,576
Tax rate Per 100	53.871	57.761	62	55.254
Tax Levy	66,763	66,418	65,095	59,440
CLASS IV - ALL OTHER PROPERTIES	2,575,063	2,761,270	2,818,855	2,640,211
Tax rate Per 100	59.046	54.049	49	34.585
Tax Levy	1,520,472	1,492,439	1,372,021	913,117
TOTAL TAXABLE VALUATION	4,982,030	5,237,469	5,353,969	5,257,145
TAX LEVY	2,794,791	2,745,579	2,522,192	1,694,287

Town of North Hempstead				
Commissioner Operated Special Districts	ADPOTED BUDGET 2020	ADOPTED BUDGET 2019	ACTUAL 2018	ACTUAL 2017

SW392 *CARLE PLACE WATER DISTRICT (cont.)*

SALARY SCHEDULE

Superintendent (1)	135,000	130,867	127,401	122,918
Asst. Superintendent (1)	130,000	126,494	123,179	120,243
Water Serviceman (6)	455,000	439,338	326,733	274,446
Typist - Clerk (2)	160,000	156,615	151,171	147,638
Seasonal Laborers (1)	-	-	-	4,920
Estimated Overtime & Increases (5)	100,000	96,686	61,536	51,679
TOTAL SALARIES	980,000	950,000	790,020	721,844

SUMMARY

Water Administration	295,000	287,482	283,092	275,499
Source of Supply, Power, Pumping	342,500	331,259	253,464	220,713
Transmission & Distribution	342,500	331,259	253,464	225,632
TOTAL SALARIES	980,000	950,000	790,020	721,844

Town of North Hempstead				
Commissioner Operated Special Districts	ADPOTED	ADOPTED	ACTUAL 2018	ACTUAL 2017
	BUDGET 2020	BUDGET 2019		

SW393 GARDEN CITY PARK WATER DISTRICT

8310 - WATER ADMINISTRATION

100	PERSONAL SERVICES	293,000	291,000	270,370	257,011
	Commissioners Fees	15,000	15,000	14,400	12,500
	Subtotal	<u>308,000</u>	<u>306,000</u>	<u>284,770</u>	<u>269,511</u>

210	Office Equipment	15,000	15,000	4,971	-
	Subtotal	<u>15,000</u>	<u>15,000</u>	<u>183,548</u>	<u>-</u>

EXPENSES

404	Office Supplies & Expenses	68,000	70,000	58,745	63,606
419	Telephone & Communications	46,000	42,000	44,070	39,272
420	Light & Power	21,000	19,000	18,556	16,944
422	Heating	12,000	10,000	9,846	7,362
441	Legal Notices	2,000	2,000	1,370	546
445	Conferences, Meetings, etc.	30,000	25,000	27,298	18,547
446	Public Information	13,000	10,000	10,970	2,443
447	Election Expenses	3,000	3,000	1,283	3,617
452	Auditing	14,000	14,000	12,500	12,000
453	Custodial	16,000	11,000	17,744	5,951
454	Legal	40,000	35,000	34,844	31,082
458	Other Professional Services	95,000	85,000	93,958	79,914
475	Repairs & Maintenance	55,000	40,000	52,849	65,135
492	Improvements	5,000	5,000	-	-
499	Miscellaneous	8,000	7,000	10,307	3,761
	Subtotal	<u>428,000</u>	<u>378,000</u>	<u>394,340</u>	<u>350,180</u>

	TOTAL WATER ADMINISTRATION	<u>751,000</u>	<u>699,000</u>	<u>862,658</u>	<u>619,691</u>
--	----------------------------	----------------	----------------	----------------	----------------

8320 - SOURCE OF SUPPLY, POWER & PUMP

100	PERSONAL SERVICES	490,000	460,000	470,778	320,494
-----	-------------------	---------	---------	---------	---------

215	Capital Outlay (Repair Reserve)	-	-	-	-
-----	---------------------------------	---	---	---	---

EXPENSES

420	Light & Power	515,000	530,000	477,428	497,507
422	Heating	18,000	15,000	16,776	13,434
451	Engineer & Architectural	50,000	50,000	31,186	59,542
466	Uniforms & Laundry	4,000	3,000	5,589	2,621
474	TOOLS, PARTS & SUPPLIES				
	Plant & Grounds	38,000	40,000	31,486	40,426
475	REPAIRS & MAINTENANCE				
	Plant & Grounds	473,000	275,000	217,080	418,731
497	Other Operating Expenses	2,000	2,000	442	627
	Subtotal	<u>1,100,000</u>	<u>915,000</u>	<u>779,987</u>	<u>1,032,888</u>

	TOTAL SUPPLY, POWER & PUMPING	<u>1,590,000</u>	<u>1,375,000</u>	<u>1,250,765</u>	<u>1,353,382</u>
--	-------------------------------	------------------	------------------	------------------	------------------

8330 - PURIFICATION

468	Water Analysis & Treatment	205,000	95,000	101,043	92,619
469	Chemical Treatment	260,000	155,000	170,906	140,746

	TOTAL PURIFICATION	<u>465,000</u>	<u>250,000</u>	<u>271,949</u>	<u>233,365</u>
--	--------------------	----------------	----------------	----------------	----------------

Town of North Hempstead				
Commissioner Operated Special Districts	ADPOTED BUDGET 2020	ADOPTED BUDGET 2019	ACTUAL 2018	ACTUAL 2017

SW393 GARDEN CITY PARK WATER DISTRICT (cont.)

8340 - TRANSMISSION & DISTRIBUTION					
100	PERSONAL SERVICES	600,000	575,000	564,626	612,311
	EQUIPMENT				
215	Capital Outlay (Repair Reserve)	-	-	-	-
225	Operating Equipment	100,000	150,000	103,587	-
250	Meters	25,000	25,000	7,912	8,578
260	Mains, Valves & Hydrants	25,000	25,000	-	4,513
	Subtotal	150,000	200,000	111,499	13,091
	EXPENSES				
451	Engineering and Architectural	9,000	8,000	13,250	1,802
466	Uniforms & Laundry	4,000	4,000	-	2,611
467	Gas, Oil, etc.	28,000	25,000	19,137	21,707
475	REPAIRS & MAINTENANCE				
	Operating Equipment	22,000	22,000	18,341	14,827
	Mains, Valves & Hydrants	50,000	65,000	26,650	66,128
	Meters	25,000	25,000	6,986	44,842
	Other Repairs	1,000	1,000	-	-
476	Road Repairs	90,000	75,000	174,099	87,385
	Subtotal	229,000	225,000	258,463	239,302
	TOTAL TRANSMISSION & DISTRIBUTION	979,000	1,000,000	934,588	864,704
400	1910 - Unallocated Insurance	120,000	130,000	102,579	101,653
800	9010 - State Retirement	190,000	198,000	179,332	168,593
800	9030 - Social Security	110,000	105,000	101,563	91,516
800	9040 - Workers' Compensation	130,000	130,000	101,676	121,092
800	9060 - Hospital & Medical Insurance	595,000	575,000	542,559	486,680
	Subtotal	1,145,000	1,138,000	1,027,709	969,534
900	9501-00 - INTERFUND TRANSFER				
	Fiscal Agent Fees	19,277	36,874	17,957	22,205
	Serial Bonds				
	Principal	334,652	288,740	168,352	91,000
	Principal (neg)				
	Interest	431,373	389,896	240,596	2,912
	Interest (neg)	(18,802)	-	(22,371)	-
	BAN - interest	-	-	-	68,235
	Subtotal	766,500	715,510	404,534	184,352
	TOTAL BUDGETED/ACTUAL EXPENSES	5,696,500	5,177,510	4,752,203	4,225,028

Town of North Hempstead				
Commissioner Operated Special Districts	ADPOTED	ADOPTED	ACTUAL 2018	ACTUAL 2017
	BUDGET 2020	BUDGET 2019		

SW393 GARDEN CITY PARK WATER DISTRICT (cont.)

REVENUE					
2140	Sales of Waters	1,725,000	1,250,000	1,081,931	1,096,246
2141A	Hydrant Rental	20,000	20,000	20,000	20,000
2142	Unmetered Water Sales	71,000	70,000	71,000	71,000
2144	Water Services Charges	6,000	5,000	13,150	8,571
2148	Interest & Penalties on Water Rents	35,000	40,000	35,703	25,521
2401	Interest Income	5,000	5,000	1,681	843
2401.1	Interest Income / (Repair Reserve)	-	-	5,338	2,329
2412	Rental of Real Property	305,000	310,000	341,224	308,989
2650	Sale of Scrap	5,000	5,000	1,248	6,945
2665	Sale of Equipment and Property	5,000	5,000	-	-
2701	Refunds of Prior Year's Expense	-	-	626	694
2770	Other Unclassified Revenue	107,090	121,991	122,035	117,411
TOTAL ESTIMATED/ACTUAL REVENUE		2,284,090	1,831,991	1,693,936	1,658,549

Town of North Hempstead				
Commissioner Operated Special Districts	ADPOTED BUDGET 2020	ADOPTED BUDGET 2019	ACTUAL 2018	ACTUAL 2017

SW393 GARDEN CITY PARK WATER DISTRICT (cont.)

SUMMARY

TOTAL BUDGETED/ACTUAL EXPENSES	5,696,500	5,177,510	4,752,203	4,225,028
ACTUAL FUND BALANCES AT END OF PERIOD*			3,607,990	3,654,076
	<u>5,696,500</u>	<u>5,177,510</u>	<u>8,360,193</u>	<u>7,879,104</u>

TOTAL ESTIMATED/ACTUAL REVENUE	2,284,090	1,831,991	1,693,936	1,658,549
APPROPRIATED FUND BALANCE - LIPA PILOT	-	-		
ACTUAL FUND BALANCE AT BEGINNING OF PERIOD			3,654,076	3,664,489
RAISED BY TAXATION			3,012,181	2,556,066
AMOUNT TO BE RAISED BY TAXATION	3,412,410	3,345,519		
	<u>5,696,500</u>	<u>5,177,510</u>	<u>8,360,193</u>	<u>7,879,104</u>

* RESERVE FUND BALANCE AT END OF PERIOD 3,289,758 3,290,707

TAX LEVY

TAXABLE VALUATION

CLASS I - RESIDENTIAL PROPERTIES	6,605,769	6,829,440	7,057,904	7,273,532
Tax rate Per 100	39.801	37.624	33	26.876
Tax Levy	<u>2,629,178</u>	<u>2,569,509</u>	<u>2,307,158</u>	<u>1,954,834</u>
CLASS II - RESIDENTIAL PROPERTIES	7,774	8,024	6,732	6,995
Tax rate Per 100	21.100	20.088	17	13.853
Tax Levy	<u>1,640</u>	<u>1,612</u>	<u>1,139</u>	<u>969</u>
CLASS III - UTILITY PROPERTIES	137,475	125,446	113,356	116,723
Tax rate Per 100	30.706	32.597	34	40.132
Tax Levy	<u>42,213</u>	<u>40,892</u>	<u>38,191</u>	<u>46,843</u>
CLASS IV - ALL OTHER PROPERTIES	1,837,740	1,920,578	1,952,751	1,813,181
Tax rate Per 100	40.233	38.192	34	30.522
Tax Levy	<u>739,378</u>	<u>733,507</u>	<u>665,693</u>	<u>553,420</u>
TOTAL TAXABLE VALUATION	<u>8,588,758</u>	<u>8,883,488</u>	<u>9,130,743</u>	<u>9,210,431</u>
TAX LEVY	<u>3,412,410</u>	<u>3,345,519</u>	<u>3,012,181</u>	<u>2,556,067</u>

SALARY SCHEDULE

Superintendent (1)	175,000	175,000	159,416	149,572
Senior Account Clerk (1)	59,000	59,000	55,347	53,988
Plant Operator (3)	490,000	460,000	470,778	320,494
Water Servicers (7)	575,000	550,000	555,746	605,143
Water Servicers Part Time (5)	25,000	25,000	8,880	7,168
Secretary (1)	59,000	57,000	55,607	53,451
TOTAL SALARIES	<u>1,383,000</u>	<u>1,326,000</u>	<u>1,305,774</u>	<u>1,189,816</u>

SUMMARY

Water Administration	293,000	291,000	270,370	257,011
Source of Supply, Power, Pumping	490,000	460,000	470,778	320,494
Transmission & Distribution	600,000	575,000	564,626	612,311
TOTAL SALARIES	<u>1,383,000</u>	<u>1,326,000</u>	<u>1,305,774</u>	<u>1,189,816</u>

Town of North Hempstead				
Commissioner Operated Special Districts	ADPOTED	ADOPTED	ACTUAL 2018	ACTUAL 2017
	BUDGET 2020	BUDGET 2019		

SW394 GLENWOOD WATER DISTRICT

8310 - WATER ADMINISTRATION

100 PERSONAL SERVICES				
Commissioners Fees	34,000	32,000	32,203	28,531
Part time Clerk	28,150	25,100	20,448	19,980
Subtotal	<u>62,150</u>	<u>57,100</u>	<u>52,651</u>	<u>48,511</u>

EXPENSES

404 Office Supplies & Expenses	2,000	3,000	150	1,725
419 Telephone & Communications	6,500	6,500	5,740	5,184
420 Electricity	3,500	3,000	2,883	1,754
425 Bonds, Commissioners, Treasurers	700	700	-	-
441 Legal Notices	1,500	1,000	1,041	195
445 Conferences, Meetings, etc.	1,500	1,500	1,230	1,220
447 Election Expense	500	500	368	218
451 Engineering	14,000	15,000	8,563	11,904
452 Auditing	18,000	19,000	17,250	17,560
454 Legal	8,000	3,500	3,695	1,165
458 Other Professional Services	1,500	1,500	1,000	2,500
474 Tools, Parts & Supplies	450	450	55	68
499 Miscellaneous	2,500	2,500	115	546
Subtotal	<u>60,650</u>	<u>58,150</u>	<u>42,090</u>	<u>44,039</u>

TOTAL WATER ADMINISTRATION	<u>122,800</u>	<u>115,250</u>	<u>94,741</u>	<u>92,550</u>
----------------------------	----------------	----------------	---------------	---------------

1312 - DATA PROCESSING

EXPENSES

4050 Data Processing	3,500	3,500	2,062	2,579
4060 Supplies-Data Processing	4,000	4,000	2,034	2,976
TOTAL DATA PROCESSING	<u>7,500</u>	<u>7,500</u>	<u>4,096</u>	<u>5,555</u>

8320 - SOURCE OF SUPPLY, POWER & PUMPING

EXPENSES

493 Purchase of Water	197,800	197,520	146,161	169,824
TOTAL SUPPLY, POWER & PUMPING	<u>197,800</u>	<u>197,520</u>	<u>146,161</u>	<u>169,824</u>

8330 - PURIFICATION

EXPENSES

468 Water Analysis & Testing	5,000	6,000	2,724	3,522
TOTAL PURIFICATION	<u>5,000</u>	<u>6,000</u>	<u>2,724</u>	<u>3,522</u>

8340-TRANSMISSION & DISTRIBUTION

225 Operating Equipment	5,000	5,000	168	-
250 Meters	6,000	10,000	3,841	7,934
Subtotal	<u>11,000</u>	<u>15,000</u>	<u>4,009</u>	<u>7,934</u>

EXPENSES

451 Engineering	30,000	45,000	26,954	3,525
467 Gas, Oil, etc.	2,000	2,000	639	1,170
475 REPAIRS & MAINTENANCE				
Plant & Ground	6,000	8,000	4,189	2,942
Operating Equipment	6,500	6,500	-	213
Mains, Valves & Hydrants	60,000	87,500	37,106	47,746
Meters	4,775	7,500	139	278
476 Road Repairs	34,000	34,000	6,047	-
497 Other Operating Equipment	1,500	1,500	400	-
Subtotal	<u>144,775</u>	<u>192,000</u>	<u>75,474</u>	<u>55,874</u>

TOTAL TRANSMISSION & DISTRIBUTION	<u>155,775</u>	<u>207,000</u>	<u>79,483</u>	<u>63,808</u>
-----------------------------------	----------------	----------------	---------------	---------------

Town of North Hempstead				
Commissioner Operated Special Districts	ADPOTED BUDGET 2020	ADOPTED BUDGET 2019	ACTUAL 2018	ACTUAL 2017

SW394 GLENWOOD WATER DISTRICT (cont.)

400	1910 - UNALLOCATED INSURANCE				
	Property Insurance	1,952	3,200	1,859	11,208
	General Liability Insurance	3,185	3,000	3,033	-
	Automobile Insurance	3,129	2,700	2,980	-
	Municipal Umbrella Insurance	2,675	3,600	2,548	-
	Public Employee Bonds	866	825	825	-
	Workers' Compensation	1,500	2,000	373	1,338
800	9010 - State Retirement	4,000	3,000	3,280	2,724
800	9030 - Social Security	6,000	6,000	4,023	3,711
800	9060 - Hospital & Medical Insurance	7,000	6,500	6,419	5,757
800	9070 - Disability Insurance	4,500	5,000	2,668	2,083
		<u>34,807</u>	<u>35,825</u>	<u>28,008</u>	<u>26,821</u>
	9501-00 - INTERFUND TRANSFER				
900	Serial Bonds	-	2,880	2,880	3,510
	Interest	-	58	58	185
	Administrative Charge	225	8	16	25
	Subtotal	<u>225</u>	<u>2,946</u>	<u>2,954</u>	<u>3,720</u>
	TOTAL BUDGETED/ACTUAL EXPENDITURES	<u>523,907</u>	<u>572,041</u>	<u>358,167</u>	<u>365,800</u>
	REVENUE				
2140	Metered Water Sales	171,500	189,500	149,021	142,700
2144	Water Service Charge	2,000	800	1,531	1,710
2401	Interest Income	50	60	35	34
2440	Rental Income	111	170	-	340
2655	Sales of Equipment	100	300	-	-
	LIPA PILOT	37,218	-	37,213	39,421
	TOTAL ESTIMATED/ACTUAL REVENUES	<u>210,979</u>	<u>190,830</u>	<u>187,800</u>	<u>184,205</u>

Town of North Hempstead				
Commissioner Operated Special Districts	ADPOTED BUDGET 2020	ADOPTED BUDGET 2019	ACTUAL 2018	ACTUAL 2017

SW394 GLENWOOD WATER DISTRICT (cont.)

SUMMARY

TOTAL BUDGETED/ACTUAL EXPENDITURES	523,907	572,041	358,167	365,800
ACTUAL FUND BALANCES AT END OF PERIOD			635,459	466,978
	<u>523,907</u>	<u>572,041</u>	<u>993,626</u>	<u>832,778</u>
TOTAL ESTIMATED/ACTUAL REVENUES	210,979	190,830	187,800	184,205
APPROPRIATED FUND BALANCES	-	50,587		
APPROPRIATED FUND BALANCE - LIPA PILOT	113,932	17		
ACTUAL FUND BALANCES AT BEGINNING OF PERIOD			466,978	327,467
RAISED BY TAXATION			-	321,106
AMOUNT TO BE RAISED BY TAXATION	198,996	330,607		
	<u>523,907</u>	<u>572,041</u>	<u>654,778</u>	<u>832,778</u>

TAX LEVY

TAXABLE VALUATION

CLASS I - RESIDENTIAL PROPERTIES	339,916	344,877	355,956	368,128
Tax rate Per 100	6.872	10.805	10	9.668
Tax Levy	<u>23,359</u>	<u>37,264</u>	<u>36,351</u>	<u>35,591</u>
CLASS III - UTILITY PROPERTIES	808,282	807,937	807,649	807,751
Tax rate Per 100	19.748	32.998	32	32.103
Tax Levy	<u>159,623</u>	<u>266,603</u>	<u>262,072</u>	<u>259,312</u>
CLASS IV - ALL OTHER PROPERTIES	245,881	245,218	246,467	216,500
Tax rate Per 100	6.513	10.850	11	12.103
Tax Levy	<u>16,014</u>	<u>26,606</u>	<u>26,754</u>	<u>26,203</u>
TOTAL TAXABLE VALUATION	<u>1,394,079</u>	<u>1,398,032</u>	<u>1,410,072</u>	<u>1,392,379</u>
TAX LEVY	<u>198,996</u>	<u>330,473</u>	<u>325,177</u>	<u>321,106</u>

SALARY SCHEDULE

Commissioner Fees (3)	34,000	32,000	32,000	28,531
Part Time Clerk (1)	28,150	25,100	23,225	19,980
Subtotal	<u>62,150</u>	<u>57,100</u>	<u>55,225</u>	<u>48,511</u>

Town of North Hempstead				
Commissioner Operated Special Districts	ADPOTED BUDGET 2020	ADOPTED BUDGET 2019	ACTUAL 2018	ACTUAL 2017

SW395 MANHASSET-LAKEVILLE WATER DISTRICT

8310- WATER ADMINISTRATION

100	PERSONAL SERVICES - See Detail	690,036	654,366	668,137	664,546
	Commissioners Fees	65,000	60,000	64,656	60,573
	Subtotal	<u>755,036</u>	<u>714,366</u>	<u>732,793</u>	<u>725,120</u>

EQUIPMENT

210	Office Equipment	112,000	122,000	114,755	88,957
225	Operating Equipment	190,000	200,000	72,147	140,589
250	Meters	90,000	110,000	66,396	172,184
	Subtotal	<u>392,000</u>	<u>432,000</u>	<u>253,298</u>	<u>401,730</u>

300	Capital Outlay				
	Improvement to Plant & Grounds	2,800,000	2,800,000	548,070	714,504

EXPENSES

401	Stationery & Printing	1,000	500	83	176
402	Postage	25,000	25,000	24,238	23,189
404	Office Supplies & Expenses	35,000	35,000	29,783	33,496
419	Telephone & Communications	45,000	42,000	49,437	42,420
441	Legal Notices	5,000	5,000	4,239	3,001
445	Conferences, Meetings, etc.	30,000	30,000	32,381	20,076
447	Election Expense	12,000	12,000	6,877	8,403
450	Conservation Program	25,000	20,000	14,167	7,942
451	Engineering & Architectural	425,000	300,000	52,042	52,382
452	Auditing	102,500	95,000	81,475	80,975
454	Legal	120,000	100,000	82,462	72,352
463	PERB, Counsel, etc.	15,000	12,000	1,664	4,375
466	Uniforms & Laundry	12,000	14,000	10,518	12,576
474	Tools, Parts & Supplies	55,000	50,000	56,062	54,244
493	Other Contractual Expenses	30,000	60,000	7,215	11,359
495	HR & Payroll Services	12,000	-	-	-
499		-	-	-	-
	Subtotal	<u>949,500</u>	<u>800,500</u>	<u>452,673</u>	<u>426,966</u>

	TOTAL WATER ADMINISTRATION	<u>4,896,536</u>	<u>4,746,866</u>	<u>1,986,834</u>	<u>2,268,320</u>
--	----------------------------	------------------	------------------	------------------	------------------

8320 - SOURCE OF SUPPLY, POWER & PUMPING

100	Personal Services - See Detail	276,015	261,746	267,417	251,485
-----	--------------------------------	---------	---------	---------	---------

EXPENSES

420	Light & Power	1,350,000	1,320,000	1,205,036	1,193,224
422	Heating	60,000	55,000	55,294	53,232
475	R. & M. Operating Equipment	313,000	288,000	275,916	709,757
475	R. & M. Plant & Grounds	70,000	70,000	65,420	67,198
	Subtotal	<u>1,793,000</u>	<u>1,733,000</u>	<u>1,601,666</u>	<u>2,023,411</u>

	TOTAL SUPPLY, POWER & PUMPING	<u>2,069,015</u>	<u>1,994,746</u>	<u>1,869,083</u>	<u>2,274,896</u>
--	-------------------------------	------------------	------------------	------------------	------------------

8330 - PURIFICATION

EXPENSES

468	Water Analysis & Treatment	120,000	100,000	96,324	87,424
470	Chlorine	40,000	40,000	40,601	33,375
475	Caustic Treatment	45,000	60,000	45,350	45,794
480	GAC Carbon Exchange	90,000	-	-	-
483	Salt	45,000	60,000	15,400	27,840
	TOTAL PURIFICATION	<u>340,000</u>	<u>260,000</u>	<u>197,675</u>	<u>194,433</u>

Town of North Hempstead				
Commissioner Operated Special Districts	ADOPTED	ADOPTED	ACTUAL 2018	ACTUAL 2017
	BUDGET 2020	BUDGET 2019		

SW395 MANHASSET-LAKEVILLE WATER DISTRICT (cont.)

8340-TRANSMISSION & DISTRIBUTION					
100	Personal Services - See Details	567,363	538,034	473,018	448,855
EQUIPMENT					
260	Mains, Valves, Hydrants	65,000	80,000	71,277	62,985
EXPENSES					
467	Gas & Oil	30,000	35,000	20,401	25,232
475	R & M - Mains, Valves & Hydrants	180,000	190,000	118,478	110,243
476	Road Repairs	100,000	110,000	90,447	25,956
	Subtotal	310,000	335,000	229,326	161,431
TOTAL TRANSMISSION & DISTRIBUTION		942,363	953,034	773,621	673,271
400	1910 - Unallocated Insurance	225,000	220,000	218,147	176,004
400	1930 - Judgments & Claims	1,000	20	20	20
400	1950 - Taxes & Assessments	21,000	21,000	20,048	19,094
800	9010 - State Retirement	230,000	209,000	217,093	221,096
800	9030 - Social Security	122,000	115,000	102,621	101,628
800	9035 - MCTD Tax	5,000	3,000	2,545	1,160
800	9040 - Workers' Compensation	135,000	135,000	53,115	126,866
800	9045 - Supplemental Longevity Incentive Plan	5,000	6,000	4,396	4,332
800	9060 - Hospital & Medical Insurance	650,492	684,606	519,111	540,402
500	9501-Administrative Fee	30,000	35,000	21,114	24,696
	Subtotal	1,424,492	1,428,626	1,158,210	1,215,299
600	Principal	844,836	989,084	1,121,458	1,386,923
	2012 Principal (neg)	(42,679)			
700	Interest	161,987	200,644	239,472	290,930
	2012 Interest (neg)				
	Subtotal	964,144	1,189,728	1,360,930	1,677,853
	9950 - Transfer to Capital Reserve Fund	-	-	987,323	3,428,006
TOTAL BUDGETED/ACTUAL EXPENSES		10,636,550	10,573,000	8,333,676	11,732,077
REVENUE					
1082	PILOT	255,000	194,366	280,511	162,370
2140	Metered Water Sales	5,687,321	5,840,000	5,363,455	5,395,951
2142	Unmetered Water Sales	108,000	108,000	109,800	108,400
2144	Water Service Charge	50,000	50,000	52,483	82,160
2148	Interest Penalties on Water Rents	40,000	45,000	44,801	37,161
2379	Water Service for Other Communities	440,000	480,000	453,764	457,351
2401	Interest Earned	2,594	-	31,712	15,135
2410	Rental of District Property	230,000	220,000	226,956	220,346
2655	Minor Sales of Equipment (Taps)(Meters)	25,000	25,000	46,803	51,504
2665	Sale of Equipment	20,000	20,000	30,212	27,601
2680	Insurance Recoveries	-	-	22,854	30,598
2690	Other Compensation of Loss	160,000	100,000	174,632	162,471
2701	Refunds of Prior Years Expenses	-	-	7,277	4,984
2770	Other Unclassified Revenue	29,914	60,000	18,260	10,971
TOTAL ESTIMATED/ACTUAL REVENUE		7,047,829	7,142,366	6,863,520	6,767,003

Town of North Hempstead				
Commissioner Operated Special Districts	ADOPTED BUDGET 2020	ADOPTED BUDGET 2019	ACTUAL 2018	ACTUAL 2017

SW395 MANHASSET-LAKEVILLE WATER DISTRICT (cont.)

SUMMARY

TOTAL BUDGETED/ACTUAL EXPENSES	10,636,550	10,573,000	8,333,676	11,732,077
ACTUAL FUND BALANCES AT END OF PERIOD	-	5,863,205	5,863,205	3,902,736
	<u>10,636,550</u>	<u>16,436,205</u>	<u>14,196,881</u>	<u>15,634,813</u>
TOTAL ESTIMATED/ACTUAL REVENUE	7,047,829	7,142,367	6,863,520	6,767,003
APPROPRIATED FUND BALANCES	-	-		
ACTUAL FUND BALANCES AT BEGINNING OF PERIOD		5,863,205	3,902,736	5,435,037
RAISED BY TAXATION			3,430,623	3,432,773
AMOUNT TO BE RAISED BY TAXATION	3,588,721	3,430,633		
	<u>10,636,550</u>	<u>16,436,205</u>	<u>14,196,880</u>	<u>15,634,813</u>

TAX LEVY

TAXABLE VALUATION

CLASS I - RESIDENTIAL PROPERTIES	17,869,840	18,308,466	18,698,463	18,964,270
Tax rate Per 100	11.158	10.406	10.238	10.093
Tax Levy	1,993,919	1,905,179	1,914,349	1,914,064
CLASS II - RESIDENTIAL PROPERTIES	2,071,090	2,062,704	1,891,357	2,103,296
Tax rate Per 100	8.564	8.285	8.013	7.273
Tax Levy	177,366	170,895	151,554	152,973
CLASS III - UTILITY PROPERTIES	468,299	445,315	427,640	452,093
Tax rate Per 100	14.256	14.136	16.175	18.615
Tax Levy	66,762	62,950	69,171	84,157
CLASS IV - ALL OTHER PROPERTIES	11,587,817	11,868,134	11,883,592	11,252,784
Tax rate Per 100	11.656	10.883	10.902	11.389
Tax Levy	1,350,674	1,291,609	1,295,549	1,281,580
TOTAL TAXABLE VALUATION	<u>31,997,046</u>	<u>32,684,619</u>	<u>32,901,052</u>	<u>32,772,443</u>
TAX LEVY	<u>3,588,721</u>	<u>3,430,633</u>	<u>3,430,623</u>	<u>3,432,773</u>

Town of North Hempstead				
Commissioner Operated Special Districts	ADPOTED	ADOPTED	ACTUAL 2018	ACTUAL 2017
	BUDGET 2020	BUDGET 2019		

SW395 *MANHASSET-LAKEVILLE WATER DISTRICT (cont.)*

SALARY SCHEDULE

PLANT OPERATIONS

Superintendent	195,990	191,305	183,838	178,506
Foreman	150,050	144,900	139,402	134,660
Water Servicer (6)	490,151	468,650	470,083	530,417
Water Servicer Trainee	39,900	46,818	-	-
Water Plant Operators (2)	152,931	151,208	158,685	139,797
Seasonal	10,000	-	9,270	-
Overtime and Increments	222,804	211,284	168,496	142,864

OFFICE

Account Clerk (1) <- (2)	97,752	140,320	82,593	53,700
District Manager	105,421	-	-	-
Business Manager	-	34,060	136,050	131,242
Secretary	68,415	65,601	60,155	53,700
TOTAL SALARIES	1,533,414	1,454,146	1,408,572	1,364,886

SUMMARY

Water Administration	690,036	654,366	668,137	664,546
Source of Supply, Power, Pumping	276,015	261,746	267,417	251,485
Transmission & Distribution	567,363	538,034	473,018	448,855
TOTAL SALARIES	1,533,414	1,454,146	1,408,572	1,364,886

Town of North Hempstead				
Commissioner Operated Special Districts	ADPOTED BUDGET 2020	ADOPTED BUDGET 2019	ACTUAL 2018	ACTUAL 2017

SW396 PORT WASHINGTON WATER DISTRICT

8310 - WATER ADMINISTRATION					
100	PERSONAL SERVICES - See Detail	405,000	405,800	397,834	394,665
	Commissioners Fees	20,000	20,000	21,000	20,600
	Subtotal	425,000	425,800	418,834	415,265
EQUIPMENT/CAPITAL OUTLAY					
210	Office Equipment	12,200	12,200	24,189	15,823
300	Capital Outlay				
EXPENSES					
402	Postage	32,000	32,000	25,918	28,027
404	Office Supplies & Expenses	30,000	30,000	38,837	30,267
405	Data Processing	50,000	40,000	23,231	36,981
408	Photocopier Exp	2,500	2,500	2,712	2,471
419	Telephone & Communications	60,000	60,000	59,753	57,760
420	Light & Power	10,000	10,000	(10,695)	7,051
422	Heating	3,000	3,000	2,524	2,262
425	Bonds, Commissioners, Treasurer	1,000	1,000	-	-
441	Legal Notices, Advertising	1,600	1,600	1,947	1,970
445	Conferences, Meetings, Etc.	10,000	10,000	2,155	4,355
446	Public Information & Education	70,000	66,000	69,502	91,963
447	Election Expense	3,000	3,000	2,309	1,992
451	Engineering	5,000	2,000	60,351	4,388
452	Auditing/Accounting	32,000	32,000	18,000	16,000
454	Legal	40,000	34,000	26,786	47,474
497	Employee Life Insurance	500	500	-	-
498	Employee Physicals	1,000	1,000	545	-
499	Miscellaneous	1,000	1,000	3,546	124
	Subtotal	352,600	329,600	327,421	333,085
TOTAL WATER ADMINISTRATION		789,800	767,600	770,444	764,173
8320 - SOURCE OF SUPPLY, POWER & PUMPING					
100	PERSONAL SERVICES - See Detail	325,000	197,600	301,692	160,815
EQUIPMENT/CAPITAL OUTLAY					
225	Operating Equipment	5,000	5,000	-	652
300	Capital Outlay	80,000	80,000	-	60,801
	Subtotal	85,000	85,000	-	61,453
EXPENSES					
419	Telephone & Communications				
420	Light & Power	900,000	900,000	879,730	858,163
422	Heating, Oil, Auxiliary Power	21,000	21,000	24,233	20,343
451	Engineering	60,000	50,000	9,098	106,447
466	Uniforms & Laundry	6,500	6,500	1,830	3,423
467	Gas, Oil, Maint. Vehicles	25,000	25,000	22,372	20,950
474	Tools, Parts & Supplies	10,000	10,000	5,571	3,834
475	REPAIRS & MAINTENANCE				
	Operating Equipment	60,000	60,000	209,401	186,308
	Plant & Grounds	90,000	60,000	111,095	436,140
	Subtotal	1,172,500	1,132,500	1,263,330	1,635,608
TOTAL SUPPLY, POWER & PUMPING		1,582,500	1,415,100	1,565,022	1,857,876

Town of North Hempstead				
Commissioner Operated Special Districts	ADOPTED	ADOPTED	ACTUAL 2018	ACTUAL 2017
	BUDGET 2020	BUDGET 2019		

SW396 PORT WASHINGTON WATER DISTRICT (con't.)

8330 - PURIFICATION					
225	Water Analysis Purchase	10,000	10,000	-	27
468	Water Analysis & Treatment	140,000	140,000	209,410	174,195
469	Purchase of Caustic	120,000	120,000	62,415	130,894
4691	Purchase of Carbon	170,000	170,000	126,600	83,642
	TOTAL PURIFICATION	440,000	440,000	398,425	388,758
8340-TRANSMISSION & DISTRIBUTION					
100	PERSONAL SERVICES - See Detail	513,000	599,425	586,091	633,535
EQUIPMENT					
225	Operating Equipment				
250	Meters	120,000	100,000	390,962	42,323
251	Cross Connections	20,000	20,000	29,184	28,598
260	Mains, Valves, Hydrants, etc.	32,000	32,000	30,213	16,578
	Subtotal	172,000	152,000	450,359	87,499
EXPENSES					
437	Maps	-	-	155	1,500
451	Architectural and/or Engineering	10,000	10,000	608	-
466	Uniforms & Laundry	6,100	6,100	2,830	3,423
467	Gas, Oil, Vehicle Repairs	30,000	30,000	23,564	26,317
474	Tools, Parts & Supplies	10,000	8,000	17,135	3,055
475	REPAIRS & MAINTENANCE				
	Operating Equipment	10,000	6,000	1,482	907
	Mains, Valves & Hydrants	100,000	100,000	118,757	202,017
	Meters	1,000	1,000	-	-
476	Road Repairs	42,000	42,000	41,421	24,211
	Subtotal	209,100	203,100	205,952	261,430
	TOTAL TRANSMISSION & DISTRIBUTION	894,100	954,525	1,242,402	982,464
400	1910 - Unallocated Insurance	131,415	129,500	133,710	130,590
400	1950 - Taxes & Assessments	9,700	9,700	5,343	3,295
800	9010 - State Retirement	175,000	175,000	172,632	184,388
800	9030 - Social Security	98,320	98,320	94,589	89,541
800	9040 - Workers' Compensation	76,500	76,400	60,817	60,254
800	9060 - Hospital & Medical Insurance	753,000	809,000	715,731	630,529
	Subtotal	1,243,935	1,297,920	1,182,822	1,098,597
900	9501 - Interfund Transfer				
	Fiscal Agent Fees/Administrative Charges	45,354	44,941	29,171	36,088
	Serial Bonds - Principal	1,049,419	1,250,042	1,133,136	727,616
	Principal (neg)	(10,000)	(10,000)	-	-
	Serial Bonds - Interest	547,884	587,864	604,213	209,836
	Interest (neg)	(14,000)	(14,000)	-	-
	Subtotal	1,618,657	1,858,847	1,766,520	973,540
900	9560 TRANSFER TO CAPITAL RESERVE				
	9561 - Transfer to Repair Reserve	-	-	879,780	48,851
	Subtotal	-	-	879,780	48,851
9730 - BOND ANTICIPATION NOTES					
600	Principal	-	-	-	74,000
700	Interest	50,000	-	-	166,396
	Subtotal	50,000	-	-	240,396
	TOTAL BUDGETED/ACTUAL EXPENSES	6,618,992	6,733,992	7,805,415	6,354,655

Town of North Hempstead				
Commissioner Operated Special Districts	ADPOTED BUDGET 2020	ADOPTED BUDGET 2019	ACTUAL 2018	ACTUAL 2017

SW396 PORT WASHINGTON WATER DISTRICT (con't.)

REVENUE					
2140	Metered Water Sales	4,550,000	4,704,630	4,430,706	4,223,941
2148	Interest & Penalties-Water Rent	30,200	30,200	67,051	52,486
2401	Interest	5,000	5,000	14,468	4,199
2665	Minor Sales of Equipment	53,400	53,400	438,236	71,846
2770	Other Unclassified Revenue	146,101	106,471	425,954	327,237
TOTAL ESTIMATED/ACTUAL REVENUE		4,784,701	4,899,701	5,376,415	4,679,709

SUMMARY

TOTAL BUDGETED/ACTUAL EXPENSES	6,618,992	6,733,992	7,805,415	6,354,655
ACTUAL FUND BALANCES AT END OF PERIOD			2,447,815	3,225,593
	6,618,992	6,733,992	10,253,230	9,580,248

TOTAL ESTIMATED/ACTUAL REVENUE	4,784,701	4,899,701	5,376,415	4,679,709
--------------------------------	-----------	-----------	-----------	-----------

APPROPRIATED FUND BALANCES	150,000	150,000		
----------------------------	---------	---------	--	--

APPROPRIATED FUND BALANCE-LIPA PILOT

ACTUAL FUND BALANCES AT BEGINNING OF PERIOD			3,225,593	3,278,779
--	--	--	-----------	-----------

RAISED BY TAXATION			1,651,222	1,621,760
--------------------	--	--	-----------	-----------

AMOUNT TO BE RAISED BY TAXATION	1,684,212	1,684,291		
	6,618,913	6,733,992	10,253,230	9,580,248

TAX LEVY

TAXABLE VALUATION

CLASS I - RESIDENTIAL PROPERTIES	10,212,074	10,473,381	10,732,103	10,967,893
Tax rate Per 100	10.769	10.466	9.841	9.518
Tax Levy	1,099,688	1,096,144	1,056,146	1,043,924

CLASS II - RESIDENTIAL PROPERTIES	1,366,904	1,430,943	1,368,231	1,379,857
Tax rate Per 100	5.591	5.358	5.178	5.045
Tax Levy	76,422	76,670	70,847	69,614

CLASS III - UTILITY PROPERTIES	307,201	286,235	263,039	274,210
Tax rate Per 100	9.747	10.363	12.113	15.788
Tax Levy	29,943	29,663	31,862	43,292

CLASS IV - ALL OTHER PROPERTIES	3,583,092	3,698,871	3,983,230	3,705,507
Tax rate Per 100	13.345	13.026	12.361	12.547
Tax Levy	478,159	481,815	492,367	464,930

TOTAL TAXABLE VALUATION	15,469,271	15,889,430	16,346,603	16,327,467
TAX LEVY	1,684,212	1,684,291	1,651,222	1,621,760

Town of North Hempstead				
Commissioner Operated Special Districts	ADPOTED	ADOPTED	ACTUAL 2018	ACTUAL 2017
	BUDGET 2020	BUDGET 2019		

SW396 PORT WASHINGTON WATER DISTRICT (con't.)

SALARY SCHEDULE

Superintendent (1)	185,400	178,990	183,145	174,678
Account Clerk (4)	219,600	220,810	214,689	212,742
Water Service Suprv. (1)	122,800	119,190	203,424	128,012
Senior Water Servicer (1)	102,700	99,670	109,192	99,337
Water Plant Operators (2)	167,200	192,600	98,268	157,449
Water Servicer (7)	345,300	326,565	476,899	393,602
stand-by & personal days*	100,000	65,000	-	-
TOTAL SALARIES	1,243,000	1,202,825	1,285,617	1,165,820

Water Administration	405,000	405,800	397,834	387,420
Source of Supply, Power, Pumping	325,000	197,600	301,692	157,449
Transmission & Distribution	513,000	599,425	586,091	620,951
TOTAL SALARIES	1,243,000	1,202,825	1,285,617	1,165,820

*Actual amounts distributed to salary classification

Town of North Hempstead				
Commissioner Operated Special Districts	ADPOTED BUDGET 2020	ADOPTED BUDGET 2019	ACTUAL 2018	ACTUAL 2017

SW397 ROSLYN WATER DISTRICT

8310 - WATER ADMINISTRATION					
100	PERSONAL SERVICES - See Detail	408,085	358,863	350,257	336,459
	Commissioners Fees	18,000	18,000	16,500	16,500
	Subtotal	<u>426,085</u>	<u>376,863</u>	<u>366,757</u>	<u>352,959</u>
EQUIPMENT					
210	Office Equipment	3,000	3,866	160	1,224
EXPENSES					
402	Postage	26,000	27,000	17,721	25,360
406	Computer Expenses	40,000	80,000	35,930	32,120
404	Office Supplies & Expenses	12,000	13,000	9,499	9,690
419	Telephone & Communications	7,000	7,000	6,640	5,640
420	Light & Power	8,400	8,400	7,700	8,400
422	Heating	4,000	3,500	3,863	2,219
441	Legal Notices	7,000	7,000	4,555	4,372
445	Conferences, Meetings, etc.	14,000	14,000	12,076	10,424
447	Election Expense	1,000	1,000	573	467
451	Architectural and/or Engineering	30,000	30,000	23,386	23,380
452	Auditing	12,750	12,750	12,500	12,500
454	Legal	30,000	35,000	27,578	34,920
458	Other Professional Services	30,000	29,000	30,150	27,400
REPAIRS & MAINTENANCE					
	Operating Equipment	7,000	7,000	5,346	6,715
497	Other Operating Expenses	16,000	13,000	15,213	10,509
407	Printing Expense / Public Relations Expense	30,000	30,000	12,189	24,434
	Subtotal	<u>275,150</u>	<u>317,650</u>	<u>224,919</u>	<u>238,550</u>
	TOTAL WATER ADMINISTRATION	<u>704,235</u>	<u>698,379</u>	<u>591,836</u>	<u>592,733</u>
8320 - SOURCE OF SUPPLY, POWER & PUMPING					
100	PERSONAL SERVICES - See Detail	388,974	378,447	309,640	300,606
210	Operating Equipment	-	-	-	-
EXPENSES					
419	Telephone & Communications	22,000	13,000	11,677	10,300
420	Light & Power	605,000	620,000	540,093	537,053
422	Heating	50,000	50,000	46,339	39,428
451	Architectural and/or Engineering	50,000	30,000	26,417	16,602
TOOLS, PARTS & SUPPLIES					
	Plant & Grounds	15,000	20,000	7,469	14,563
REPAIRS & MAINTENANCE					
	Operating Equipment	415,000	205,000	180,793	180,549
	Plant & Grounds	30,000	25,000	23,205	16,070
497	Other Operating Expenses	5,000	4,688	3,302	2,179
	Subtotal	<u>1,192,000</u>	<u>967,688</u>	<u>839,295</u>	<u>816,744</u>
	TOTAL SUPPLY, POWER & PUMPING	<u>1,580,974</u>	<u>1,346,135</u>	<u>1,148,935</u>	<u>1,117,350</u>

Town of North Hempstead				
Commissioner Operated Special Districts	ADPOTED	ADOPTED	ACTUAL 2018	ACTUAL 2017
	BUDGET 2020	BUDGET 2019		

SW397 ROSLYN WATER DISTRICT (cont.)

8330 - PURIFICATION EXPENSES					
468	Water Analysis & Treatment	99,500	89,500	56,210	68,938
469	Water Treatment	147,000	120,000	138,293	106,054
	TOTAL PURIFICATION	246,500	209,500	194,503	174,992
8340-TRANSMISSION & DISTRIBUTION					
100	Personal Services - See Detail	594,105	657,827	651,413	578,339
EQUIPMENT					
220	Capital Outlay (Reserve Fund)	-	-	56,330	44,323
225	Operating Equipment	45,000	45,000	20,900	21,962
250	Meters	60,000	60,000	46,368	20,321
260	Mains, Valves, Hydrants, etc.	15,000	10,000	13,466	12,869
	Subtotal	120,000	115,000	137,064	99,475
EXPENSES					
451	Architectural and/or Engineering	6,000	5,098	11,785	3,020
466	Uniforms & Laundry	6,000	6,500	5,233	5,227
467	Gas, Oil, etc.	16,000	16,000	14,240	10,464
474	Tools, Parts & Supplies	40,000	50,000	26,432	31,915
REPAIRS & MAINTENANCE					
	Operating Equipment	25,000	20,000	22,536	12,637
	Mains, Valves & Hydrants	110,000	130,000	108,730	43,778
476	Road Repairs	35,000	35,000	36,084	19,549
497	Other Operating Expenses	6,500	6,000	2,140	289
	Subtotal	244,500	268,598	227,180	126,879
	TOTAL TRANSMISSION & DISTRIBUTION	958,605	1,041,425	1,015,657	804,693
400	1910 - Unallocated Insurance	125,000	120,000	112,867	117,289
800	9010 - State Retirement	191,500	192,445	178,848	175,010
800	9030 - Social Security	103,710	98,585	97,268	90,475
800	9040 - Workers' Compensation	72,000	70,000	56,414	66,122
800	9060 - Hospital & Medical Insurance	515,000	526,574	455,833	426,958
	Subtotal	1,007,210	1,007,604	901,914	875,854
900	9501 - INTERFUND TRANSFER				
	Fiscal Agent Fees / Administrative Charge	41,000	40,858	31,827	10,454
	Serial Bonds / Principal	432,200	460,599	423,837	467,447
	Serial Bonds / Interest	442,528	454,548	533,252	331,962
	Subtotal	915,728	956,005	988,916	809,863
	9560-Transfer to Restricted Fund	10,000	-	-	-
	9730-Bond Anticipation Note				
600	Principal	-	-	-	20,000
700	Interest	-	-	-	81,772
	Subtotal	-	-	-	101,772
	TOTAL BUDGETED/ACTUAL EXPENSES	5,423,252	5,259,048	4,841,761	4,477,257

Town of North Hempstead				
Commissioner Operated Special Districts	ADPOTED	ADOPTED	ACTUAL 2018	ACTUAL 2017
	BUDGET 2020	BUDGET 2019		

SW397 ROSLYN WATER DISTRICT (cont.)

REVENUE					
2140	Metered Water Sales	1,915,000	1,915,000	1,928,945	1,856,435
2142	Unmetered Water Sales	130,669	130,393	130,082	119,058
2144	Water Service Charge	80,000	90,000	75,234	170,575
2148	Penalty Charges	22,000	21,000	21,877	21,764
2401	Interest Earnings	7,500	6,000	7,546	6,005
2401.1	Interest Earnings (Reserve Fund)	-	-	28,800	8,765
2770	Other Unclassified Revenue	225,000	230,000	2,248,679	281,987
TOTAL ESTIMATED/ACTUAL REVENUE		2,380,169	2,392,393	4,441,163	2,464,589

SUMMARY

TOTAL BUDGETED/ACTUAL EXPENSES	5,423,252	5,259,048	4,841,761	4,477,257
ACTUAL FUND BALANCES AT END OF PERIOD**	5,423,252	5,259,048	10,747,078	8,533,680
TOTAL ESTIMATED/ACTUAL REVENUE	2,380,169	2,392,393	4,441,163	2,464,589
APPROPRIATED FUND BALANCES LIPA PILOT	425,050	431,368		
ACTUAL FUND BALANCES AT BEGINNING OF PERIOD			4,056,423	3,853,898
RAISED BY TAXATION			2,249,492	2,215,193
AMOUNT TO BE RAISED BY TAXATION	2,618,033	2,435,287		
	5,423,252	5,259,048	10,747,078	8,533,680
**RESERVE FUND BALANCE AT END OF PERIOD			4,972,148	3,055,871

TAX LEVY

TAXABLE VALUATION

CLASS I - RESIDENTIAL PROPERTIES	7,577,797	7,771,009	7,948,398	8,056,581
Tax rate Per 100	23.400	21.152	18.927	18.207
Tax Levy	1,773,200	1,643,724	1,504,393	1,466,862
CLASS II - RESIDENTIAL PROPERTIES	574,885	612,931	619,093	659,052
Tax rate Per 100	25.327	22.388	20.720	19.322
Tax Levy	145,600	137,223	128,276	127,342
CLASS III - UTILITY PROPERTIES	345,500	279,273	249,234	254,803
Tax rate Per 100	14.719	17.195	20.446	25.073
Tax Levy	50,855	48,021	50,958	63,887
CLASS IV - ALL OTHER PROPERTIES	3,443,114	3,504,366	3,640,406	3,399,663
Tax rate Per 100	18.831	17.302	15.544	16.387
Tax Levy	648,378	606,325	565,865	557,103
TOTAL TAXABLE VALUATION	11,941,296	12,167,579	12,457,131	12,370,099
TAX LEVY	2,618,033	2,435,293	2,249,492	2,215,193

Town of North Hempstead				
Commissioner Operated Special Districts	ADPOTED	ADOPTED	ACTUAL 2018	ACTUAL 2017
	BUDGET 2020	BUDGET 2019		

SW397 ROSLYN WATER DISTRICT (cont.)

SALARY SCHEDULE

Superintendent	188,839	183,339	182,644	176,903
Assistant Superintendent	146,860	143,278	142,742	138,596
Water Servicer	-	-	61,107	88,496
Water Plant Operator	96,768	94,638	94,297	92,226
Water Plant Operator	96,768	94,638	92,517	90,491
Water Servicer	-	94,638	92,517	90,485
Water Plant Attendant / Part Time Seasonal	8,000	8,000	6,351	3,065
Water Plant Operator	94,428	92,350	89,977	87,857
Water Servicer	88,111	86,172	79,839	74,173
Water Servicer	77,107	71,499	67,179	61,604
Water Servicer	71,726	66,236	61,936	56,399
Water Servicer Trainee	44,900	45,000	-	-
Overtime	135,500	130,725	104,662	95,553
Anticipated - Retirees	87,784	109,100	68,403	-
Clerk	86,312	84,413	78,535	72,898
Senior Clerk	93,161	91,111	88,604	86,658
TOTAL SALARY	<u>1,391,164</u>	<u>1,395,137</u>	<u>1,311,310</u>	<u>1,215,404</u>

SUMMARY

Water Administration	408,085	358,863	350,257	336,459
Source of Supply, Power, Pumping	388,974	378,447	309,640	300,606
Transmission & Distribution	594,105	657,827	651,413	578,339
TOTAL SALARY	<u>1,391,164</u>	<u>1,395,137</u>	<u>1,311,310</u>	<u>1,215,404</u>

Town of North Hempstead				
Commissioner Operated Special Districts	ADOPTED BUDGET 2020	ADOPTED BUDGET 2019	ACTUAL 2018	ACTUAL 2017
SW398 WESTBURY WATER DISTRICT				
8310 - WATER ADMINISTRATION				
100 PERSONAL SERVICES - See Detail	381,130	353,045	347,104	334,740
Commissioner Fees	45,000	42,000	42,167	36,700
Subtotal	426,130	395,045	389,271	371,440
EQUIPMENT				
210 Office Equipment	40,000	40,000	36,511	22,454
EXPENSES				
402 Postage	13,000	12,000	10,370	6,548
404 Office Supplies & Expenses	148,000	145,000	151,935	141,496
419 Telephone & Communications	35,000	32,000	31,258	24,411
420 Light & Power	18,000	18,000	17,121	15,000
422 Heating	13,000	14,000	8,154	12,295
425 Bonds, Commissioners, Treasurers	1,000	1,000	550	550
441 Legal Notices	1,000	1,000	804	950
445 Conferences, Meetings, etc.	28,000	30,000	19,196	25,202
446 Public Information & Education	24,000	22,000	20,309	20,856
447 Election Expense	1,000	1,000	465	300
452 Auditing	42,000	40,000	38,500	37,400
454 Legal	28,000	25,000	26,687	20,000
458 Other Professional Services	32,000	26,000	35,115	39,265
466 Uniforms & Laundry	6,000	6,000	6,054	4,056
474 TOOLS, PARTS & SUPPLIES				
Plant & Grounds	1,000	1,000	508	1,021
475 REPAIRS & MAINTENANCE				
Operating Equipment	1,000	1,000	510	235
Plant & Grounds	52,000	55,000	43,223	48,513
499 Miscellaneous	3,000	3,000	9,154	-
451 Architectural Engineering	5,000	5,000	907	-
Subtotal	452,000	438,000	420,820	398,098
TOTAL WATER ADMINISTRATION	918,130	873,045	846,602	791,992
8320 - SOURCE OF POWER, SUPPLY & PUMPING				
100 PERSONAL SERVICES - See Detail	634,771	593,182	542,247	549,909
200 CAPITAL OUTLAY (Reserve Fund)	-	-	1,066,208	136,334
EXPENSES				
420 Light & Power	575,000	560,000	539,962	535,061
422 Heating	13,000	12,000	7,350	11,298
451 Architectural and/or Engineering	75,000	75,000	52,918	30,154
474 TOOLS, PARTS & SUPPLIES				
Plant & Grounds	5,000	6,000	1,758	5,932
475 REPAIRS & MAINTENANCE				
Operating Equipment	3,000	4,000	-	789
Plant & Grounds	300,000	150,000	66,225	65,676
492 Improvements	450,000	325,000	248,343	167,241
Subtotal	1,421,000	1,132,000	916,556	816,151
TOTAL POWER, SUPPLY & PUMPING	2,055,771	1,725,182	2,525,011	1,502,394
8330 - PURIFICATION				
EXPENSES				
468 Water Analysis & Testing	135,000	75,000	56,358	49,239
Water Treatment	225,000	185,000	165,531	143,286
TOTAL PURIFICATION	360,000	260,000	221,889	192,525

Town of North Hempstead				
Commissioner Operated Special Districts	ADPOTED	ADOPTED	ACTUAL 2018	ACTUAL 2017
	BUDGET 2020	BUDGET 2019		

SW398 WESTBURY WATER DISTRICT (cont.)

8340-TRANSMISSION & DISTRIBUTION					
100	PERSONAL SERVICES - See Detail	356,243	348,784	412,077	362,762
EQUIPMENT/CAPITAL OUTLAY					
220	Capital Outlay (Reserve Fund)	-	-	-	-
225	Operating Equipment	95,000	95,000	80,515	105,447
250	Meters	120,000	110,000	83,929	127,159
260	Mains, Valves, Hydrants, etc.	60,000	65,000	42,867	63,403
	Subtotal	275,000	270,000	207,311	296,009
EXPENSES					
451	Architectural and/or Engineering	50,000	35,000	60,097	44,622
467	Gas, Oil, etc.	32,000	32,000	26,627	30,353
474	TOOLS, PARTS & SUPPLIES				
	Plant & Grounds	51,000	53,000	43,250	55,730
475	REPAIRS & MAINTENANCE				
	Operating Equipment	20,000	15,000	25,201	13,332
	Plant & Grounds	2,000	2,000	-	1,231
476	Road Repairs	60,000	55,000	52,713	36,044
	Subtotal	215,000	192,000	207,888	181,312
	TOTAL TRANSMISSION & DISTRIBUTION	846,243	810,784	827,276	840,083
400	1910 - Unallocated Insurance	125,000	110,000	117,470	87,999
800	9010 - State Retirement	186,000	187,000	182,396	201,843
800	9030 - Social Security	109,000	103,000	102,095	97,735
800	9040 - Workers' Compensation	67,000	70,000	59,907	75,346
800	9050 - Disability Insurance	500	500	149	299
800	9060 - Hospital & Medical Insurance	485,000	475,000	438,662	387,667
800	9070 - MTA Tax	4,500	4,500	3,930	3,920
9560	Transfer to Repair Reserve Fund	175,000	175,000	-	-
	Subtotal	1,152,000	1,125,000	904,609	854,809
900	9501 - INTERFUND TRANSFER				
	Admin Fees	5,785	6,739	6,462	7,443
	Serial Bonds Princ	268,060	257,170	310,321	388,027
	Serial Bonds Interest	58,155	69,591	82,594	99,100
	Subtotal	332,000	333,500	399,377	494,570
	TOTAL BUDGETED/ACTUAL EXPENSES	5,664,144	5,127,511	5,724,764	4,676,373
REVENUE					
2140	Metered Water Sales	1,500,000	1,500,000	1,522,059	1,563,319
2142	Unmetered Water Sales	90,000	89,000	90,467	88,800
2148	Interest & Penalties on	-	-	40,053	-
	Water Rents	39,000	39,000	5,023	39,076
2401	Interest Earnings	5,000	3,000	15,853	2,363
2401.1	Interest Earnings (Reserve Fund)	-	-	-	3,652
2655	Minor Sale of Equipment	-	-	-	38,335
2701	Refund of Prior Yrs. Exp.	-	-	-	76,680
2770	Other Unclassified Revenue	625,014	550,312	712,578	569,324
	TOTAL ESTIMATED/ACTUAL REVENUE	2,259,014	2,181,312	2,386,033	2,381,549

Town of North Hempstead				
Commissioner Operated Special Districts	ADPOTED BUDGET 2020	ADOPTED BUDGET 2019	ACTUAL 2018	ACTUAL 2017

SW398 WESTBURY WATER DISTRICT (cont.)

SUMMARY

TOTAL BUDGETED/ACTUAL EXPENSES	5,664,144	5,127,511	5,724,764	4,676,373
ACTUAL FUND BALANCES AT END OF PERIOD **			2,863,525	3,313,704
	<u>5,664,144</u>	<u>5,127,511</u>	<u>8,588,289</u>	<u>7,990,077</u>
TOTAL ESTIMATED/ACTUAL REVENUE	2,259,014	2,181,312	2,386,033	2,381,549
APPROPRIATED FUND BALANCES-lipa pilot				
ACTUAL FUND BALANCES AT BEGINNING OF PERIOD			3,313,704	2,996,536
RAISED BY TAXATION			2,888,552	2,611,992
AMOUNT TO BE RAISED BY TAXATION	3,405,130	2,946,199		
	<u>5,664,144</u>	<u>5,127,511</u>	<u>8,588,289</u>	<u>7,990,077</u>
** RESERVE FUND BALANCE AT END OF PERIOD			2,245,427	2,630,782

TAX LEVY

TAXABLE VALUATION

CLASS I - RESIDENTIAL PROPERTIES	3,224,809	3,289,971	3,362,159	3,429,922
Tax rate Per 100	50.546	42.537	40.470	36.235
Tax Levy	<u>1,630,002</u>	<u>1,399,455</u>	<u>1,360,666</u>	<u>1,242,832</u>
CLASS II - RESIDENTIAL PROPERTIES	611,910	647,386	650,278	708,470
Tax rate Per 100	32.034	26.117	25.176	21.074
Tax Levy	<u>196,021</u>	<u>169,078</u>	<u>163,714</u>	<u>149,303</u>
CLASS III - UTILITY PROPERTIES	244,252	231,025	215,758	217,043
Tax rate Per 100	45.637	43.280	49.681	58.347
Tax Levy	<u>111,469</u>	<u>99,988</u>	<u>107,191</u>	<u>126,638</u>
CLASS IV - ALL OTHER PROPERTIES	2,971,632	3,097,403	3,270,664	2,960,486
Tax rate Per 100	49.388	41.250	38.432	36.927
Tax Levy	<u>1,467,638</u>	<u>1,277,679</u>	<u>1,256,982</u>	<u>1,093,219</u>
TOTAL TAXABLE VALUATION	<u>7,052,603</u>	<u>7,265,785</u>	<u>7,498,859</u>	<u>7,315,921</u>
TAX LEVY	<u>3,405,130</u>	<u>2,946,199</u>	<u>2,888,552</u>	<u>2,611,992</u>

Town of North Hempstead				
Commissioner Operated Special Districts	ADPOTED	ADOPTED	ACTUAL 2018	ACTUAL 2017
	BUDGET 2020	BUDGET 2019		

SW398 WESTBURY WATER DISTRICT (cont.)

SALARY SCHEDULE

Superintendent	100,000	100,000	77,962	68,172
Water Plant Operators (5)	409,543	391,432	296,548	356,577
Water Servicemen (2)	162,604	155,274	209,409	190,164
Maintenance Man (1)	113,639	108,510	109,630	107,779
Account Clerks (4)	241,130	228,045	226,266	235,780
Seasonal	25,000	25,000	28,760	18,665
Overtime	180,000	155,000	192,340	136,984
Supervisor Water Plant Operations	140,228	131,750	135,583	133,290
TOTAL SALARY	1,372,144	1,295,011	1,301,428	1,247,411

SUMMARY

Water Administration	381,130	353,045	347,104	334,740
Source of Power, Supply, Pumping	634,771	593,182	542,247	549,909
Transmission & Distribution	356,243	348,784	412,077	362,762
TOTAL SALARY	1,372,144	1,295,011	1,301,428	1,247,411

Schedule of 2020 Long Term Debt Payments

DESCRIPTION	ISSUED	2020 PRIN	2020 INT	TOTAL P&I
GENERAL FUND				
Refunding-Town Hall Annex Const.	03/15/04	23,000	3,267	26,267
Unrefunded-Acq/Dev of Morewood Property	03/17/04	2,000	378	2,378
Equipment for SWMA	06/11/09	15,641	2,995	18,636
Landfill Improvements	06/11/09	10,913	2,089	13,002
Mill Pond Rehabilitation	06/11/09	127,314	24,376	151,690
Refunding-Acq. Of Land for Open Space Preservation	10/15/10	135,377	9,269	144,646
Refunding-Acq. Of Machinery & Apparatus	10/15/10	3,384	232	3,616
Refunding-cq. Of Equipment & Machinery	10/15/10	1,692	116	1,808
Refunding-Improvements to Various Parks in the Town	10/15/10	26,737	1,831	28,568
Refunding-Various Improve to Harbor Links Golf Complex	10/15/10	7,107	487	7,594
Refunding-Various Improvements to Town Buildings	10/15/10	13,538	927	14,465
Landfill Remediation refunding EFC	06/01/11	195,000	10,729	205,729
East Hills Building Purchase	10/04/12	75,158	13,647	88,805
Bar Beach Boat Ramp Improvements [2014 Series C]	04/08/14	5,215	2,426	7,641
Bar Beach Boat Ramp Improvements [2014 Series C]	04/08/14	7,365	3,426	10,791
Bar Beach Wetlands Improvements [2014 Series C]	04/08/14	1,680	781	2,461
Construction of Hempstead Harbor Trail Improvements [2014 Series C]	04/08/14	4,622	2,150	6,772
Construction of Swalm Street Park Improvements [2014 Series C]	04/08/14	1,914	890	2,804
Improvements to North Sheets Creek [2014 Series C]	04/08/14	26,713	12,424	39,137
Manorhaven Park Pool Reconstruction [2014 Series C]	04/08/14	34,232	15,921	50,153
Manorhaven Park Pool Reconstruction [2014 Series C]	04/08/14	129,617	60,285	189,902
Reconstruction of Tully Park Pool [2014 Series C]	04/08/14	232,825	108,287	341,112
Reconstruction of Tully Park Pool [2014 Series C]	04/08/14	200,161	93,096	293,257
Refunding-Acq/Dev of Morewood Property - 2004 Ref. [2014 Series A]	04/16/14	1,640,690	216,611	1,857,301
Refunding-Acquisition of Equip. for Harbor Links-1 - 2005 Bonds [2014 Series A]	04/16/14	3,857	872	4,729
Refunding-Acquisition of Equip. for Harbor Links-2 - 2005 Bonds [2014 Series A]	04/16/14	2,480	561	3,041
Refunding-Capping and Closure of L5-Landfill (1) - 2005 Bonds [2014 Series A]	04/16/14	103,034	23,293	126,327
Refunding-Computer/Tech. imp, wiring & climate cont - 2005 Bonds [2014 Series A]	04/16/14	11,848	2,678	14,526
Refunding-Const of Clubhouse at Harbor Links Golf Course - 2005 Bonds [2014 Series A]	04/16/14	207,750	46,967	254,717
Refunding-Improvements of Animal Shelter - 2005 Bonds [2014 Series A]	04/16/14	7,715	1,744	9,459
Refunding-Installation of New Gat & Waste Oil Facility	04/16/14	4,739	1,071	5,810
Refunding-Plans & Spec-Const of a Town Wide Trail System - 2005 Bonds [2014 Series A]	04/16/14	3,031	685	3,716
Refunding-Plans & Spec-Const. of Improvements to Pond View - 2005 Bonds [2014 Series A]	04/16/14	2,755	623	3,378
Refunding-Plans & Spec-Restoration of Ponds, Wetlands - 2005 Bonds [2014 Series A]	04/16/14	2,755	623	3,378
Refunding-Port Wash Landfill-Superfund Site 2004 Ref. [2014 Series A]	04/16/14	63,103	8,502	71,605
Refunding-Solid Waste Transfer Station Phase 1 - 2004 Ref. [2014 Series A]	04/16/14	126,207	9,887	136,094
Refunding-Town Hall HVAC-System - 2003 Ref. [2014 Series B]	04/16/14	81,081	7,492	88,573
Refunding-Town Hall Improvements-HVAC & Emerg Generator - 2005 Bonds [2014 Series A]	04/16/14	10,746	2,429	13,175
Refunding-Town Parks & Rec. Facilities Improvements 2004 Bond	04/16/14	20,270	1,873	22,143
Refunding Landfill Capping-L5 - NYSEFC Series 2014B	10/01/14	440,000	-	440,000
Construction of Town Landfill Improvements 1	10/02/14	1,879	590	2,469
Construction of Town Landfill Improvements 2	10/02/14	13,386	4,205	17,591
Construction of Various Improvements 1	10/02/14	14,428	4,532	18,960
Construction of Various Improvements 2	10/02/14	24,734	7,770	32,504
Construction of Various Improvements 3	10/02/14	412	129	541
Construction of Various Improvements 4	10/02/14	9,482	2,978	12,460
Construction of Various Improvements 5	10/02/14	12,779	4,014	16,793
DPW Building	10/02/14	7,853	2,467	10,320
Harbor Links Golf Facility Improvements	10/02/14	2,550	801	3,351
New Cassel Community Center	10/02/14	500,682	157,276	657,958
Parking Lot Upgrades Town Hall	10/02/14	3,709	1,165	4,874
Port Washington Water Loop	10/02/14	29,885	9,388	39,273
Town Hall I & II	10/02/14	11,185	3,513	14,698
Tully Park General Improvements	10/02/14	8,345	2,621	10,966
Tully Park Pool Reconstruction	10/02/14	28,453	8,938	37,391
Tully Park Pool Reconstruction 2	10/02/14	83,389	26,194	109,583
Var Improvs to Manorhaven Beach Park Pool Complex	10/02/14	632,168	198,579	830,747
Various Improvements Town Hall I & II	10/02/14	14,140	4,442	18,582
Various Park Improvements	10/02/14	28,857	9,065	37,922
Various Park Improvements - Skate Park	10/02/14	2,461	773	3,234
Various Vehicles	10/02/14	24,223	7,609	31,832
Public Improvement - 2015 Series B	04/07/15	180,000	118,413	298,413
Refunding - Bar Beach Cove Rehab & Wetland Restoration (2007A) - 2015 Series A	04/16/15	10,507	810	11,317
Refunding - Construction of Golf Clubhouse at Harbor Links Facility (2007 B) - 2015 Series A	04/16/15	154,383	50,431	204,814
Refunding - ELF - Ridders & Searingtown Pond (2006) - 2015 Series A	04/16/15	15,022	4,382	19,404
Refunding - ELF East Sheets Creek Debris Removal (2006) - 2015 Series A	04/16/15	17,130	4,997	22,127
Refunding - ELF- Rehab & Storm Water Qual Imp Searingtown & Ridders Pds (2006) - 2015 Series A	04/16/15	40,585	11,839	52,424
Refunding - Harbor Links Golf Facility Const or Improvements (2007A) - 2015 Series A	04/16/15	8,493	655	9,148

Schedule of 2020 Long Term Debt Payments

DESCRIPTION	ISSUED	2020 PRIN	2020 INT	TOTAL P&I
Refunding - Harbor Links Golf Facility Equipment Acquisition (2007A) - 2015 Series A	04/16/15	4,246	328	4,574
Refunding - Hybrid Buses Acquisition (2007A) - 2015 Series A	04/16/15	4,377	338	4,715
Refunding - Improvements to Parks and Recreational Facilities (2007 B) - 2015 Series A	04/16/15	10,011	3,270	13,281
Refunding - Improvements to the Town Landfill (2006) - 2015 Series A	04/16/15	16,603	4,843	21,446
Refunding - Improvements to Various Parks (2006) - 2015 Series A	04/16/15	13,388	3,905	17,293
Refunding - Improvements to Various Parks (2006) - 2015 Series A	04/16/15	37,898	11,055	48,953
Refunding - Mill Pond Rehabilitation - (2007A) - 2015 Series A	04/16/15	56,908	4,390	61,298
Refunding - Mill Pond Rehabilitation (2007 B) - 2015 Series A	04/16/15	34,249	11,188	45,437
Refunding - Passenger Vehicles (2006) - 2015 Series A	04/16/15	3,163	922	4,085
Refunding - SWMA Facilities Improvements (2007A) - 2015 Series A	04/16/15	15,759	1,216	16,975
Refunding - Town Bldgs Security Systems & Related Improvements (2007A) - 2015 Series A	04/16/15	21,012	1,621	22,633
Refunding - Town Halls I & II Various Improvements (2007A) - 2015 Series A	04/16/15	11,994	925	12,919
Refunding - Various Improvements to Town Hall (2007 B) - 2015 Series A	04/16/15	2,530	826	3,356
Refunding - Various Improvements to Town Hall I & II (2006) - 2015 Series A	04/16/15	7,906	2,306	10,212
Refunding - Various Park Improvements (2007A) - 2015 Series A	04/16/15	70,041	5,403	75,444
Refunding - Various Park Improvements (2007A) - 2015 Series A (2)	04/16/15	93,724	7,230	100,954
Refunding - Nature Walk Improvements [2015 Series C]	10/13/15	10,917	1,443	12,360
Refunding - Acq - Motor Vehicles [2015 Series C]	10/13/15	4,367	577	4,944
Refunding - Acq - Motor Vehicles [2015 Series C]	10/13/15	4,477	592	5,069
Refunding - Acq of Morewood Property - 9 Hole [2015 Series C]	10/13/15	731,821	132,113	863,934
Refunding - Acq of Real Property - MOREWOOD [2015 Series C]	10/13/15	62,602	11,321	73,923
Refunding - Closure of L-5 Landfill 2 [2015 Series C]	10/13/15	16,376	2,165	18,541
Refunding - Computer - Financial System [2015 Series C]	10/13/15	42,304	5,593	47,897
Refunding - Equipment & Apparatus -Town Clerk [2015 Series C]	10/13/15	3,821	505	4,326
Refunding - Gold Course Construction 3 [2015 Series C]	10/13/15	214,252	28,326	242,578
Refunding - Golf Course - Utility Services [2015 Series C]	10/13/15	54,751	7,238	61,989
Refunding - Park Improvements [2015 Series C]	10/13/15	16,376	2,165	18,541
Refunding - Reconstruction of Town Docks [2015 Series C]	10/13/15	5,458	722	6,180
Improvements to Animal Shelter	04/01/16	3,912	2,082	5,994
Manorhaven Park General Improvements	04/01/16	15,608	8,306	23,914
New Cassel Community Center	04/01/16	363,235	193,287	556,522
Port Wash & Roslyn Community Center	04/01/16	2,356	1,253	3,609
Tully Park General Improvements	04/01/16	87,362	46,487	133,849
Various Improvements to Town Landfill	04/01/16	10,118	5,384	15,502
Various Park Improvements	04/01/16	24,670	13,128	37,798
Various Park Improvements at Manhasset Valley Park	04/01/16	3,115	1,657	4,772
80 Roslyn Road	09/20/16	5,676	2,201	7,877
Acq and installation of Security Cameras	09/20/16	1,926	747	2,673
Acq if computer hardware and software	09/20/16	8,413	3,262	11,675
Acq of Security Vehicles	09/20/16	811	314	1,125
Acquisition of computer hardware and software	09/20/16	6,791	2,633	9,424
Acquisition of Golf Course Equip at Harbor Links	09/20/16	1,014	393	1,407
Acquisition of Heavy Duty Equipment and Vehicles	09/20/16	29,754	11,538	41,292
Acquisition of Parcel - Roslyn/Levit Park Property	09/20/16	98,624	38,243	136,867
Acquisition of Parks Department Vehicles	09/20/16	29,141	11,300	40,441
Acquisition of Pump Out Boat	09/20/16	322	125	447
Acquisition of vehicles	09/20/16	7,602	2,948	10,550
Acquisition of vehicles for SWMA	09/20/16	5,068	1,965	7,033
Clark Botanic Garden Greenhouse	09/20/16	14,697	5,699	20,396
Computer Hardware and Software	09/20/16	2,382	924	3,306
Computer Hardware and Software 2	09/20/16	6,690	2,594	9,284
Construct new concession building at Harbor Links	09/20/16	50,680	19,652	70,332
Construct outdoor classrm Martin Bunky Reid Park	09/20/16	17,738	6,878	24,616
Construct rec improve at Alvan Petris Rec Fac	09/20/16	40,544	15,722	56,266
Construct Var Improve to the Alvan Patrus Rec Fac	09/20/16	10,136	3,930	14,066
Construction of improve to Mill Pond Yacht House	09/20/16	5,068	1,965	7,033
Construction of various improvements to Town Hall	09/20/16	7,602	2,948	10,550
Construction of various park improvements	09/20/16	14,444	5,601	20,045
Construction var improve at Michael J. Tully Park	09/20/16	59,549	23,091	82,640
Construction var improve to Clark Greenhouse	09/20/16	7,602	2,948	10,550
Construction var improve to Manhasset Valley Park	09/20/16	11,403	4,422	15,825
Culvert replacement at Leeds Pond	09/20/16	10,136	3,930	14,066
Elevator improvements	09/20/16	10,136	3,930	14,066
Expansion of Hempstead Harbor Trail	09/20/16	2,534	983	3,517
Greenhouse at Clark Botanical Garden	9/20/2016	10,643	4,127	14,770
Grounds Maintenance Equipment - Parks	09/20/16	4,916	1,906	6,822
Grounds Maintenance Equipment at Harbor Links	09/20/16	8,312	3,223	11,535
Harbor Patrol Boat Motors	09/20/16	1,774	688	2,462
Hempstead Harbor Trail	09/20/16	38,466	14,916	53,382
Improv to Town Hall I and II	09/20/16	38,466	14,916	53,382
Improve Sewer system at North Hempstead Beach Park	09/20/16	5,068	1,965	7,033

Schedule of 2020 Long Term Debt Payments

DESCRIPTION	ISSUED	2020 PRIN	2020 INT	TOTAL P&I
Improve Whitney Pond Park Pool Complex (Phase 1)	09/20/16	25,340	9,826	35,166
Improvements to Bayview Avenue seawall	09/20/16	5,068	1,965	7,033
Improvements to Manhasset Valley Park	09/20/16	28,837	11,182	40,019
Improvements to Manhasset Valley Park 2	09/20/16	10,136	3,930	14,066
Improvements to North Sheets Creek	09/20/16	29,496	11,438	40,934
Improvements to pond at Plandome Park (dredging)	09/20/16	11,150	4,323	15,473
Improvements to Stepping Stones Lighthouse	09/20/16	2,534	983	3,517
Installation of new fencing at various locations	09/20/16	2,534	983	3,517
Lighting at Tully Park	09/20/16	20,272	7,861	28,133
Lighting improvements at Michael J. Tully Park	09/20/16	40,544	15,722	56,266
Main Street Streetscape Improvements	09/20/16	4,004	1,553	5,557
New Cassel Community Center	09/20/16	94,367	36,592	130,959
North Hempstead Beach Park Pier Improvements	09/20/16	12,670	4,913	17,583
North Hempstead Beach Park Pier Improvements 2	09/20/16	7,602	2,948	10,550
North Hempstead Beach Park Pier Improvements 3	09/20/16	3,801	1,474	5,275
North Sheets Creek Improvments	09/20/16	72,169	27,985	100,154
Park Improvements	09/20/16	9,629	3,734	13,363
Plans for New Crew Center at NH Beach Park	09/20/16	4,257	1,651	5,908
Pond Improvements at Plandome Park (dredging)	09/20/16	1,596	619	2,215
Port Washington Baywalk Improvements	09/20/16	12,670	4,913	17,583
Rehabilitation var ponds, streams and waterways	09/20/16	32,942	12,774	45,716
Removal and Replace of Oil Tank at Animal Shelter	09/20/16	355	138	493
Renovations of Clinton G. Martin Offices	09/20/16	3,902	1,513	5,415
Replacement of Kennels at the Town Animal Shelter	09/20/16	2,737	1,061	3,798
Restoration of Beacon Hill Bluff	09/20/16	1,571	609	2,180
Roof at Caemmerer Park	09/20/16	7,957	3,085	11,042
Roof Replacement at Clark Botanic Garden	09/20/16	16,826	6,525	23,351
Roslyn Pond Park Improvements - Phase 1	09/20/16	36,084	13,992	50,076
Roslyn Pond Park Improvements - Phase 1 2	09/20/16	50,680	19,652	70,332
Schumacher House	09/20/16	15,204	5,896	21,100
Schumacher House 2	09/20/16	10,136	3,930	14,066
Sewer System Improvements at NH Beach Park	09/20/16	4,916	1,906	6,822
SWMA Facilities Improvements	09/20/16	24,783	9,610	34,393
Under car capital projects ident in 2014 EPA Audit	09/20/16	12,670	4,913	17,583
Var capital projects relating to EPA 2014 Audit	09/20/16	25,340	9,826	35,166
Var capital projects relating to EPA 2014 Audit 2	09/20/16	6,335	2,457	8,792
Various Park Improve at Manhasset Valley Park	09/20/16	84,433	32,740	117,173
Various Park Improvements	09/20/16	10,136	3,930	14,066
Various Town Hall Improvements	09/20/16	3,801	1,474	5,275
Vehicle and Equipment Purchase for SWMA	09/20/16	10,136	3,930	14,066
Visioning design of North Hempstead Beach Park	09/20/16	5,068	1,965	7,033
Whitney Pond Park Pool Complex Improv. (Phase 1)	09/20/16	3,598	1,395	4,993
Whitney Pond Park Pool Complex Improv. (Phase 1) 2	09/20/16	12,670	4,913	17,583
Acquisition of Grounds Maintenance Equipment at Harbor Links	04/01/17	3,632	2,820	6,452
Acquisition of Great Neck Arts Center	04/01/17	28,410	22,056	50,466
Acquisition of Landfill Maintenance Equipment	04/01/17	4,351	3,378	7,729
Acquisition of Vehicles	04/01/17	8,092	6,282	14,374
Clinton G. Martin - Parking Lot (2017 Series A)	04/01/17	7,192	5,584	12,776
Const. of Sound Abatement Animal Shelter	04/01/17	1,726	1,340	3,066
Construction Improvements to Harbor Links Golf	04/01/17	3,021	2,345	5,366
Construction of General Park Improvements	04/01/17	5,286	4,104	9,390
Construction of Sound Abatement	04/01/17	2,697	2,094	4,791
Construction of Various Park Improvements	04/01/17	4,999	3,881	8,880
Demolition Abatement of Grant Street School	04/01/17	14,745	11,447	26,192
Demolition Abatement of Grant Street School	04/01/17	6,114	4,746	10,860
Design of Aquatic Sand Removal	04/01/17	3,596	2,792	6,388
Dog Park Creation	04/01/17	4,495	3,490	7,985
Elevator Improvements - Town Wide	04/01/17	3,596	2,792	6,388
Facility Improvements SWMA	04/01/17	3,596	2,792	6,388
Facility Improvements SWMA 838-2016	04/01/17	6,293	4,886	11,179
Fuschillo Park - General Improvements	04/01/17	7,013	5,444	12,457
Gas and Groundwater Monitoring System Upgrades	04/01/17	14,025	10,888	24,913
Gold Couast Arts Center - HVAC Replacement	04/01/17	2,338	1,815	4,153
Harbor Links - Tee Repair #3	04/01/17	1,798	1,396	3,194
Harbor Links General Improvements	04/01/17	5,394	4,188	9,582
Harbor Links General Improvements 818-2016	04/01/17	3,776	2,931	6,707
Improve Alvin Petrus Recreation Facility	04/01/17	4,280	3,322	7,602
Improvements at Bunky Reid Park	04/01/17	10,789	8,376	19,165
Improvements to Alvin Petrus Recreation Facility	04/01/17	13,486	10,470	23,956
Improvements to Manhasset Valley Park	04/01/17	15,104	11,726	26,830
Improvements to the Facilities of SWMA	04/01/17	13,378	10,386	23,764

Schedule of 2020 Long Term Debt Payments

DESCRIPTION	ISSUED	2020 PRIN	2020 INT	TOTAL P&I
John D. Caemmerer Park Upgrades	04/01/17	2,697	2,094	4,791
Leachate System Improvements	04/01/17	17,981	13,960	31,941
Manorhaven Beach Park- Roof Replacement	04/01/17	11,508	8,934	20,442
Manorhaven Park General Improvement 280-2008	04/01/17	5,107	3,965	9,072
Manorhaven Park General Improvements	04/01/17	1,618	1,256	2,874
Manorhaven Park General Improvements	04/01/17	10,789	8,376	19,165
Manorhaven Park General Improvements	04/01/17	6,473	5,025	11,498
Michael J. Tully Park - Drainage Work	04/01/17	8,991	6,980	15,971
Michael J. Tully Park - Handball Court Restoration	04/01/17	5,394	4,188	9,582
Michael J. Tully Park - Methane Work	04/01/17	2,697	2,094	4,791
North Hempstead Beach Park - Sanitary System	04/01/17	4,526	3,514	8,040
North Hempstead Beach Park Pier	04/01/17	12,227	9,492	21,719
Port Wash & Roslyn Community Center	04/01/17	1,654	1,284	2,938
Purchasing of Equipment Vehicles - SWMA 807-2016	04/01/17	6,114	4,746	10,860
Purchasing of Equipment Vehicles - SWMA 807-2016	04/01/17	539	419	958
Removal Replacement Oil Tank Animal Shelter	04/01/17	216	168	384
Roslyn Pond Park Improvements - Phase 1	04/01/17	26,972	20,939	47,911
Sewer System Improvements at NH Beach Park	04/01/17	10,789	8,376	19,165
Town Facilities - ADA	04/01/17	1,798	1,396	3,194
Town Hall 2 - Various Improvement Parking Lot Septic	04/01/17	5,394	4,188	9,582
Town Hall 2 - Various Improvements - HVAC	04/01/17	3,596	2,792	6,388
Town Hall I & II Various Improvements	04/01/17	10,429	8,097	18,526
Tully Park General Improvements	04/01/17	10,123	7,859	17,982
Various Animal Shelter Improvements	04/01/17	4,495	3,490	7,985
Various Capital relating to EPA	04/01/17	4,495	3,490	7,985
Various Park Improvements	04/01/17	7,372	5,723	13,095
Various Park Improvements Bar Beach/N Hemp Beach	04/01/17	28,122	21,833	49,955
Various Park Improvements Manhasset Valley	04/01/17	19,707	15,300	35,007
Various Town Hall Improvements	04/01/17	4,495	3,490	7,985
Whitney Pond Park Pool Complex (Phase 1)	04/01/17	29,024	22,533	51,557
Whitney Pond Park Pool Complex Improv. (Phase 1)	04/01/17	12,587	9,772	22,359
Dock at Stepping Stones Lighthouse	09/28/17	2,989	1,454	4,443
Improvements to Animal Shelter	09/28/17	2,299	1,119	3,418
Improvements to Broadway Park	09/28/17	6,897	3,356	10,253
Manorhaven Park Improvements	09/28/17	4,138	2,013	6,151
Roslyn Community Center	09/28/17	4,598	2,237	6,835
Various Capital Projects (WTC, Mackey House, Fencing Improv) (835-2016)	09/28/17	1,839	895	2,734
Various Park Improvements (832-2016)	09/28/17	2,299	1,119	3,418
Acquisition Heavy Duty Equipment for use by SWMA	04/02/18	35,101	24,771	59,872
Acquisition Information Technology software and equipment	04/02/18	16,641	11,743	28,384
Acquisition of equipment - Harbor Link Golf Course	04/02/18	1,456	1,028	2,484
Acquisition of equipment - Harbor Link Golf Course (2)	04/02/18	4,264	3,009	7,273
Acquisition of equipment - Harbor Link Golf Course (3)	04/02/18	18,097	12,771	30,868
Acquisition of vehicles and equipment	04/02/18	18,149	12,808	30,957
Acquisition of vehicles and equipment (2)	04/02/18	1,040	734	1,774
Acquisition of vehicles and equipment (3)	04/02/18	1,352	954	2,306
Acquisition of vehicles and equipment (4)	04/02/18	4,618	3,259	7,877
Clark Botanic Gardens	04/02/18	5,200	3,670	8,870
Computer Hardware & Software	04/02/18	364	257	621
Computer Networking and Software/Hardware Upgrades	04/02/18	15,601	11,009	26,610
Construction of Dock for Non-Motorized vessels in Port Washington	04/02/18	36,401	25,689	62,090
Construction of improvements to Harbor Links Golf Course	04/02/18	19,059	13,450	32,509
Construction of improvements to the Gold Coast Arts Center	04/02/18	780	550	1,330
Construction of Various Park Improvements - Bunky Reid Park	04/02/18	15,601	11,009	26,610
Construction of Various Park Improvements - Fuschillo Park Allocation	04/02/18	10,140	7,156	17,296
Construction of Various Park Improvements - Martin Bunky Reid Allocation	04/02/18	3,640	2,569	6,209
Construction of Various Park Improvements - Mary Jane Davies Green Park Allocation	04/02/18	13,001	9,175	22,176
Construction of Variuos Park Improvements - Broadway Park Allocation	04/02/18	10,987	7,753	18,740
Design Plans and Specifications Various Projects	04/02/18	2,600	1,835	4,435
Elevator Improvements	04/02/18	7,800	5,505	13,305
Gas and Groundwater Monitoring System	04/02/18	26,041	18,377	44,418
Harbor Links - General Improvements	04/02/18	21,061	14,863	35,924
Harbor Links - General Improvements (2)	04/02/18	520	367	887
Improvements at Fuschillo Park	04/02/18	2,860	2,018	4,878
Improvements at Fuschillo Park	04/02/18	2,600	1,835	4,435
Installation of new fencing at various locations	04/02/18	5,200	3,670	8,870
Leachate System Improvements	04/02/18	18,200	12,844	31,044
Main Street Streetscape Improvements	04/02/18	53,092	37,467	90,559
Mill Pond Yacht House	04/02/18	10,412	7,348	17,760
Parks and Recreation Message Board	04/02/18	1,976	1,395	3,371
Purchasing of Equipment (805-2016)	04/02/18	5,382	3,798	9,180

Schedule of 2020 Long Term Debt Payments

DESCRIPTION	ISSUED	2020 PRIN	2020 INT	TOTAL P&I
Purchasing of Equipment (and Vehicles - Parks and Recreation	04/02/18	19,551	13,797	33,348
Purchasing of Vehicles (805-2016)	04/02/18	3,250	2,294	5,544
Restoration of Beacon Hill Bluff	04/02/18	1,352	954	2,306
Roof Replacement - Denton Avenue	04/02/18	2,600	1,835	4,435
SWMA Facility Improvements	04/02/18	5,200	3,670	8,870
System Wide Fencing Program	04/02/18	2,600	1,835	4,435
System Wide Fencing Program (2)	04/02/18	3,120	2,202	5,322
Town-wide Security Facility Improvements	04/02/18	4,160	2,936	7,096
Tully HVAC Review	04/02/18	9,100	6,422	15,522
Tully Park Handball Court	04/02/18	7,791	5,498	13,289
Tully Stadium Seating Study	04/02/18	2,600	1,835	4,435
Various Improvements Town Hall 2 Façade	04/02/18	2,600	1,835	4,435
Various projects for SWMA	04/02/18	13,001	9,175	22,176
Wetland Restoration North Hempstead Beach Park	04/02/18	5,200	3,670	8,870
Whitney Pond Park	04/02/18	23,401	16,514	39,915
Caemmerer Park Upgrades (2) Series B	09/26/18	3,969	6,062	10,031
Caemmerer Park Upgrades Series B	09/26/18	7,216	11,021	18,237
Courts at Bunky Reid Series B	09/26/18	1,810	2,764	4,574
Denton Avenue Roof Repalcement Series B	09/26/18	1,203	1,837	3,040
Gas and Groundwater Monitoring System Series B	09/26/18	6,717	10,258	16,975
Leachate System Improvements	09/26/18	15,636	23,879	39,515
Leeds Park Series B	09/26/18	4,809	7,347	12,156
Mackey Horse Series B	09/26/18	812	1,239	2,051
North Hempstead Beach Park Sanitary System Series B	09/26/18	9,622	14,695	24,317
Various Park Improvements	09/26/18	2,165	3,306	5,471
HA1012 - BROADWAY PARK	03/28/19	1,577	2,210	3,787
HA1201 - RESTORATION OF BEACON HILL BLUFF	03/28/19	165,279	231,620	396,899
HA1304 - ACQUISITION OF SECURITY EQUIP	03/28/19	7,547	10,576	18,123
HA1404 - Acq Comp Hdw&Sftwr-Res 180-2014	03/28/19	4,581	6,419	11,000
HA1617 - STEPPING STONES LIGHTHOUSE	03/28/19	9,950	13,943	23,893
HA1618 - HEMPSTEAD HARBOR TRAIL	03/28/19	3,680	5,156	8,836
HA1712 - 822-16 GAS & GRNDWTR MONITOR SWM	03/28/19	9,462	13,259	22,721
HA1724 - 832-16 DOG PARK CREATION	03/28/19	4,581	6,419	11,000
HA1724 - 832-16 DOG PARK CREATION	03/28/19	5,970	8,366	14,336
HA1730 - 834-16 TOWN HALL2 VAR IMPRV HVAC	03/28/19	19,449	27,256	46,705
HA1730 - 834-16 TOWN HALL2 VAR IMPRV HVAC	03/28/19	14,831	20,784	35,614
HA1730 - 834-16 TOWN HALL2 VAR IMPRV HVAC	03/28/19	7,922	11,102	19,024
HA1809 - 697-17 VAR SWMA PROJECTS	03/28/19	4,956	6,945	11,902
HA1818 - 656-2018 ACQ VEHICLES DPW	03/28/19	1,089	1,526	2,615
HA1901 - YWC INSULATION - RESO 636-2018	03/28/19	11,001	15,417	26,418
HA1902 - HARBOR PATROL EQUIP-RESO 656-2018	03/28/19	2,403	3,367	5,770
HA1904 - ANIM SHEL VAR IMPROV 634-2018	03/28/19	1,352	1,894	3,246
HA1904 - ANIM SHEL VAR IMPROV 634-2018	03/28/19	901	1,263	2,164
HA1904 - ANIM SHEL VAR IMPROV 634-2018	03/28/19	1,840	2,578	4,418
HA1905 - CGM Parking Lot	03/28/19	9,199	12,891	22,090
HA1906 - CGM CC HVAC 640-2018	03/28/19	1,840	2,578	4,418
HA1907 - HL VAR EQUIP 655-2018	03/28/19	7,284	10,208	17,492
HA1908 - HL VAR EQUIP 656-2018	03/28/19	5,519	7,735	13,254
HA1909 - HL COMPUTERS 651-2018	03/28/19	375	526	902
HA1910 - MANORHAVEN VAR IMPROV 636-2018	03/28/19	3,680	5,156	8,836
HA1911 - TULLY ELECTRICAL 627-2018	03/28/19	9,199	12,891	22,090
HA1912 - NHBP ENG VISIONING 644-2018	03/28/19	9,199	12,891	22,090
HA1913 - PARKS SYS WIDE IMPROV 636-2018	03/28/19	3,680	5,156	8,836
HA1914 - TOWN DOCK IMRPOV 636-2018	03/28/19	1,464	2,052	3,516
HA1915 - PW BAY WALK 647-2018	03/28/19	7,359	10,313	17,672
HA1916 - GPP BUILDING 636-2018	03/28/19	2,741	3,841	6,582
HA1917 - RP AND WATER MNGMT 626-2018	03/28/19	7,359	10,313	17,672
HA1918 - Acq Comp Hdw&Sftwr-Res 672-2017	03/28/19	5,219	7,314	12,533
HA1919 - PARKS EQUIP SUP Z 656-2018	03/28/19	939	1,315	2,254
HA1920 - PARKS EQUIPMENT 654-2018	03/28/19	6,158	8,629	14,787
HA1921 - PARKS VEHICLE 654-2018	03/28/19	3,492	4,893	8,385
HA1922 - DOSA/CS BUS 656-2018	03/28/19	10,100	14,154	24,254
HA1923 - SWMA CONCRETE PAD 631-2018	03/28/19	4,581	6,419	11,000
HA1924 - SWMA HVAC UPGRADES 631-2018	03/28/19	12,653	17,732	30,385
HA1925 - SWMA ROB SLOPE MOWER 630-2018	03/28/19	9,199	12,891	22,090
HA1926 - 911 MEMORIAL 835-2016	03/28/19	901	1,263	2,164
IMPROVEMENTS TO PARKING LOTS AND WALKWAYS IN THE TOWN	09/26/19	7,591		7,591
IMPROVEMENTS TO THE BLUFFS AT BEACON HILL	09/26/19	49,181		49,181
HVAC IMPROVEMENTS AT MICHAEL J. TULLY PARK	09/26/19	2,711		2,711
TOTAL GENERAL FUND		10,846,098	3,772,650	14,618,748

Schedule of 2020 Long Term Debt Payments

DESCRIPTION	ISSUED	2020 PRIN	2020 INT	TOTAL P&I
Town Outside Village				
Acquisition of Highway Equipment	06/15/08	30,000	3,400	33,400
Repaving of Various Roads	06/15/08	160,000	17,850	177,850
Albertson Area Road Reconstruction	06/11/09	145,502	27,858	173,360
Repaving of Various Roads	06/11/09	138,226	26,465	164,691
2010 Series A- 2010 Hwy Repaving	10/07/10	184,892	9,362	194,254
2010 Series A- Acq of Various Hwy Equip	10/07/10	39,314	1,991	41,305
2010 Series A- Acq of Various Hwy Equip 2	10/07/10	55,954	2,833	58,787
Refunding-Reconstruction for Various Roads in the Town	10/15/10	71,073	4,866	75,939
Refunding-Reconstruction for Various Roads in the Town	10/15/10	173,756	11,897	185,653
Acquisition of Highway Equipment	10/04/12	38,119	6,922	45,041
Albertson Road Reconstruction	10/04/12	31,388	5,700	37,088
Highway Equipment	10/04/12	9,921	1,802	11,723
Highway Equipment	10/04/12	10,770	1,956	12,726
Highway Equipment	10/04/12	7,246	1,316	8,562
Highway Equipment	10/04/12	3,264	593	3,857
Repaving Various Roads	10/04/12	123,951	22,507	146,458
Port Washington Drainage Study [2014 Series C]	04/08/14	1,208	562	1,770
Prospect Avenue Road Reconstruction [2014 Series C]	04/08/14	1,925	896	2,821
Resurfacing of Various Roads [2014 Series C]	04/08/14	93,247	43,370	136,617
Refunding-Acq & Install. of Hwy Salt Storage -2005 Bonds [2014 Series A]	04/16/14	3,582	810	4,392
Refunding-Acq of Various Equip.by Hwy Dept - 2005 Bonds [2014 Series A]	04/16/14	38,574	8,721	47,295
Refunding-Prep. of Design & Specs for Hwy & Drainage - 2005 Bonds [2014 Series A]	04/16/14	8,541	1,931	10,472
Refunding-Prepare Design Plans & Specs for Road Improvement - 2005 Bonds [2014 Series A]	04/16/14	5,511	1,246	6,757
Refunding-Reconst of Various Town Roads - 2005 Bonds [2014 Series A]	04/16/14	99,742	22,549	122,291
Refunding-Resurfacing Various Roads - 2005 Bonds [2014 Series A]	04/16/14	62,779	14,193	76,972
Refunding-Road Reconstruction - 2005 Bonds [2014 Series A]	04/16/14	95,884	21,677	117,561
Refunding-Road Resurfacing - 2005 Bonds [2014 Series A]	04/16/14	15,705	3,551	19,256
Refunding - Acquisition of Highway Equipment (2006) - 2015 Series A	04/16/15	33,733	9,840	43,573
Refunding - Acquisition of Machinery & Apparatus (2006) - 2015 Series A	04/16/15	18,290	5,335	23,625
Refunding - Albertson Road Construction and Related Drainage (2007A) - 2015 Series A	04/16/15	218,878	16,885	235,763
Refunding - Albertson Road Reconstruction & Related Drainage (2007B) - 2015 Series A	04/16/15	8,167	2,668	10,835
Refunding - Construction of Curb and Sidewalk Improvements - New Hyde Park (2007 B) - 2015 Series A	04/16/15	2,371	775	3,146
Refunding - Drainage Improvements (2006) - 2015 Series A	04/16/15	175,256	51,124	226,380
Refunding - Highway Repaving (2006) - 2015 Series A	04/16/15	78,535	22,910	101,445
Refunding - Oak Ridge Reconstruction/Drainage Improvements (2007 B) - 2015 Series A	04/16/15	5,269	1,721	6,990
Refunding - Repaving of Certain Roads - 2005 (2006) - 2015 Series A	04/16/15	67,467	19,681	87,148
Refunding - Various Road Repaving (2007A) - 2015 Series A	04/16/15	140,081	10,806	150,887
Refunding - Acq of Machinery & Apparatus [2015 Series C]	10/13/15	12,009	1,588	13,597
Refunding - Const. of Various Hwys, Roads & Streets [2015 Series C]	10/13/15	84,337	11,150	95,487
Refunding - Road Reconstruction - 5 [2015 Series C]	10/13/15	54,587	7,217	61,804
Refunding - Road Resurfacing [2015 Series C]	10/13/15	27,293	3,608	30,901
Reconstruction of Plandome Road	04/01/16	21,876	11,641	33,517
Replace Fuel Tanks at Albertson Highway	04/01/16	7,024	3,738	10,762
Stormwater Pump Station Albertson	04/01/16	6,447	3,431	9,878
Acq of Highway Equip	09/20/16	34,098	13,222	47,320
Acquisition of Various Highway Equipment	09/20/16	355	138	493
Acquisition of vehicles for use by the Highway Dept	09/20/16	40,544	15,722	56,266
Annual Road Paving	09/20/16	101,361	39,304	140,665
Construction of var improvements to Plandome Road	09/20/16	2,534	983	3,517
Drainage Improvements in Carle Place /Mineola	09/20/16	40,168	15,576	55,744
Essex Court Improvement Project	09/20/16	2,433	943	3,376
HVAC improvements to DPW building	09/20/16	10,136	3,930	14,066
Port Washington Salt Storage Facility Improvements	09/20/16	25,340	9,826	35,166
Port Washington Senior Center Parking Lot Improve	09/20/16	2,534	983	3,517
Purchase of Highway Vehicles and Equipment	09/20/16	40,544	15,722	56,266
Reconstruction of Var Roads - Essex Ct Area of PW	09/20/16	4,561	1,769	6,330
Reconstruction of Various Roads - Carle Place	09/20/16	118,592	45,986	164,578
Repaving and reconstruction of Industrial Roads	09/20/16	17,738	6,878	24,616
Road Reconstruction and Repaving	09/20/16	66,594	25,823	92,417
Road Reconstruction and Repaving	09/20/16	15,964	6,190	22,154
Road reconstruction and repaving	09/20/16	101,361	39,304	140,665
Roslyn Train Parking Lot Improvements	09/20/16	14,697	5,699	20,396
Stormwater Drainage Improvement Carle Place	09/20/16	48,754	18,905	67,659
Stormwater Pump Station	09/20/16	24,479	9,492	33,971
Allen Drive and Summer Drive - Great Neck Drainage (2017 Series A)	04/01/17	2,877	2,234	5,111
Annual Road Repaving - Industrial Areas (2017 Series A)	04/01/17	7,192	5,584	12,776
Annual Road Repaving (2017 Series A)	04/01/17	79,117	61,422	140,539
Denton Avenue DPW Building - HVAC Replacement (2017 Series A)	04/01/17	28,806	22,363	51,169

Schedule of 2020 Long Term Debt Payments

DESCRIPTION	ISSUED	2020 PRIN	2020 INT	TOTAL P&I
Drainage on Plandome Road (2017 Series A)	04/01/17	3,596	2,792	6,388
Emergency Repairs Storm Water Drain Pipe Tully (2017 Series A)	04/01/17	15,716	12,201	27,917
Environmental Protection Agency (EPA) Compliance (2017 Series A)	04/01/17	38,300	29,734	68,034
Fuel Tank Replacement Denton Avenue Highway Yard (2017 Series A)	04/01/17	23,124	17,952	41,076
Fuel Tank Replacement Denton Avenue Highway Yard (2017 Series A)	04/01/17	8,991	6,980	15,971
Heavy Duty Maintenance Equipment (2017 Series A)	04/01/17	9,062	7,036	16,098
Herbert Avenue, Port Washington - Road Reconstruction (2017 Series A)	04/01/17	1,798	1,396	3,194
Highways Vehicle & Equipment Replacement (2017 Series A)	04/01/17	28,770	22,335	51,105
Mill Pond Park - Curb Work (2017 Series A)	04/01/17	5,394	4,188	9,582
Plandome Road, Manhasset - Sidewlak over LIRR Track (2017 Series A)	04/01/17	2,697	2,094	4,791
Port Washington Salt Dome (2017 Series A)	04/01/17	8,991	6,980	15,971
Reconstruction Various Roads Essex Ct Area PW (2017 Series A)	04/01/17	9,062	7,036	16,098
Repaving and Resurfacing (2017 Series A)	04/01/17	10,789	8,376	19,165
Repaving of Various Roads (2017 Series A)	04/01/17	63,473	49,277	112,750
Salt Storage Facility at the Denton Avenue (2017 Series A)	04/01/17	8,451	6,561	15,012
Stormwater Pump Albertson (2017 Series A)	04/01/17	8,199	6,366	14,565
Various Drainage Improvements in the Town (2017 Series A)	04/01/17	28,087	21,805	49,892
Acquisition of Highway Equipment	09/28/17	6,492	3,159	9,651
Acquisition Heavy Duty Vehicles and equipment	04/02/18	520	367	887
Acquisition Heavy Duty Vehicles and equipment - 2	04/02/18	113,105	79,819	192,924
Acquisition of Vehicles & Equipment (673-2017)	04/02/18	5,720	4,037	9,757
Buildings Department Vehicle Replacement (806-2016)	04/02/18	5,200	3,670	8,870
Construction of Road Improvements	04/02/18	140,406	99,085	239,491
Construction of Road Improvements Concrete	04/02/18	13,001	9,175	22,176
Drainage Improvements to Allen Drive and Summer Ave in Great Neck	04/02/18	4,688	3,309	7,997
Improvements to DPW/Highway Facilities - Bay Door Replacement	04/02/18	5,200	3,670	8,870
Improvements to DPW/Highway Facilities - LED Light	04/02/18	2,600	1,835	4,435
Improvements to DPW/Highway Facilities - Lifts	04/02/18	7,800	5,505	13,305
Improvements to DPW/Highway Facilities - Various 1	04/02/18	2,600	1,835	4,435
Improvements to Parking Lots and Walkways - Mill Pond Curb	04/02/18	13,016	9,185	22,201
Public Safety Vehicle Replacement (806-2016)	04/02/18	1,482	1,046	2,528
Reconstruction of Grand Boulevard	04/02/18	32,449	22,900	55,349
Replacement HVAC Denton Avenue DPW Building	04/02/18	51,950	36,661	88,611
Roslyn Train Station - Median removal and striping	04/02/18	1,560	1,101	2,661
Road Repaving Series B	09/26/18	31,271	47,758	79,029
HD1904 - BLDG IT UPGRADES 651-2018	03/28/19	14,681	20,573	35,254
HD1905 - BLDG IT HARDWARE 651-2018	03/28/19	751	1,052	1,803
HD1906 - 2019 BUILDING VEHICLES 656-2018	03/28/19	4,919	6,893	11,811
HD1908 - 2019 CE LPR 651-2018	03/28/19	1,089	1,526	2,615
HD1801 - 676-17 HIGHWAY BAY DOOR REPLCMT	03/28/19	3,680	5,156	8,836
HD1804 - 680-17 CNSTR ROAD IMP CONCRETE	03/28/19	18,360	25,730	44,090
HD1901 - 2019 INDUSTRIAL RDS 535-2017	03/28/19	7,359	10,313	17,672
HD1902 - 2019 RESIDENTIAL RDS 678-2017	03/28/19	129,422	181,371	310,793
HD1903 - DRAINAGE IMPROV 642-2018	03/28/19	7,059	9,892	16,951
HD1907 - 2019 HWY EQUIP & VEHICLES 625-2018	03/28/19	54,705	76,663	131,368
HD722 - RECONSTRUCTION OF GRAND BLD	03/28/19	4,280	5,998	10,279
CONSTRUCTION OF ROAD IMPROVEMENTS (Concrete Roads)	09/26/19	6,778		6,778
Total Town Outside Village		4,409,114	1,711,322	6,120,436

Town Operated Special Districts

Refunding - IMPROVEMENTS TO HHP-PARK [2015 Series C]	10/13/15	1,092	144	1,236
Improvement of facilities of the Harbor Hills Park District	04/02/18	3,900	2,752	6,652
Improvement of facilities of the Harbor Hills Park Park District (pool mechanical systems)	09/26/19	13,556		13,556
TOTAL HARBOR HILLS PARK		18,548	2,897	21,444
Refunding - Manhasset Bay Park District (2007 B) - 2015 Series A	04/16/15	7,930	2,590	10,520
TOTAL MANHASSET BAY PARK		7,930	2,590	10,520
Refunding - IMPROVEMENTS TO NHP-PARK [2015 Series C]	10/13/15	7,096	938	8,034
New Hyde Special Park District - CGM Pool (2017 Series A)	04/01/17	251,736	195,434	447,170
New Hyde Park District (29-2017)	09/28/17	24,258	11,779	36,037
New Hyde Park District (338-2017)	09/28/17	386,207	187,534	573,741
New Hyde Park District (388-2015)	09/28/17	4,828	2,344	7,172
New Hyde Park District (402-2016)	09/28/17	284,708	138,248	422,956
Improvement of facilities of the New Hyde Park Park District	04/02/18	52,002	36,698	88,700
New Hyde Park District (388-2015)	04/02/18	20,021	14,129	34,150
TOTAL NEW HYDE PARK PARK		1,030,856	587,104	1,617,960
Inc & Imprv of the Facilities- PW Parking Dist	10/04/12	300,183	54,509	354,692

Schedule of 2020 Long Term Debt Payments

DESCRIPTION	ISSUED	2020 PRIN	2020 INT	TOTAL P&I
Improve facilities - PW Public Parking District	09/20/16	5,068	1,965	7,033
Port Washington Public Parking District - Parking Lot 19-2017 (2017 Series A)	04/01/17	11,256	8,739	19,995
Port Washington Public Parking District - Parking Lot 223-2016 (2017 Series A)	04/01/17	7,192	5,584	12,776
Port Washington Public Parking Improvement - Parking Lot	04/02/18	7,072	4,991	12,063
Port Washington Public Parking Improvement - Vehicle Acquisition	04/02/18	4,383	3,093	7,476
Port Washington Public Parking Improvement	09/26/18	4,498	6,870	11,368
TOTAL PORT WASHINGTON PUBLIC PARKING		339,652	85,750	425,402
Refunding - Const. of Sidewalks, Curbs & Gutters [2015 Series C]	10/13/15	32,752	4,330	37,082
Improve facilities - North Hempstead Sidewalk Dist	09/20/16	5,068	1,965	7,033
Fairway Drive - Sidewalk District	04/02/18	2,314	1,633	3,947
Improvement of facilities - North Hempstead Sidewalk District - Area study	04/02/18	2,600	1,835	4,435
Improvement of facilities - North Hempstead Sidewalk District - Equipment	04/02/18	3,900	2,752	6,652
Improvement of facilities - North Hempstead Sidewalk District - Equipment (2)	04/02/18	1,300	918	2,218
Improvement of facilities - North Hempstead Sidewalk District - Sidewalk repair	04/02/18	26,001	18,349	44,350
HC1603 - SIDEWALK REPAIRS	03/28/19	3,680	5,156	8,836
HC1603 - SIDEWALK REPAIRS	03/28/19	12,503	17,521	30,024
HC1802 - 24-2018 SIDEWALK EQUIPMENT	03/28/19	5,519	7,735	13,254
Sidewalk Equipment - Area Study	09/26/19	1,356		1,356
TOTAL SIDEWALK		96,992	62,195	159,187
Improvement of facilities of the NH Lighting Dist	09/20/16	10,136	3,930	14,066
Annual LED Lighting Replacement	04/02/18	2,600	1,835	4,435
Improvement of facilities - North Hempstead Lighting District	04/02/18	5,200	3,670	8,870
HC1901 - STREET LIGHTING IMPRV 28-2019	03/28/19	3,680	5,156	8,836
TOTAL LIGHTING		21,616	14,592	36,207
TOTAL TOSD		1,515,593	755,127	2,270,720
Commissioner Operated Special District				
Refunding-Albertson Water District	10/15/10	10,492	718	11,210
Refunding-Albertson Water District	10/15/10	29,444	2,016	31,460
Refunding-Albertson Water Dist (2) -Improve Facilities - 2005 Bonds [2014 Series A]	04/16/14	92,578	20,929	113,507
Refunding-Albertson Water Dist-Improve Facilities - 2005 Bonds [2014 Series A]	04/16/14	27,002	6,104	33,106
Refunding - Albertson Water Dist Incr. & Improve Facilities (2006) - 2015 Series A	04/16/15	63,250	18,451	81,701
Refunding - Improvements of Facilities at Albertson Water District (2007B) - 2015 Series A	04/16/15	7,903	2,582	10,485
Increase & Improve Facilities - Albertson Water Dist	09/20/16	79,619	30,873	110,492
Increase & Improve Facilities - Albertson Water Dist	09/20/16	38,010	14,739	52,749
Albertson Water - Improvement of Facilities (2017 Series A)	04/01/17	4,172	3,239	7,411
Improve Facilities Albertson Water District (2017 Series A)	04/01/17	88,036	68,346	156,382
TOTAL ALBERTSON WATER		440,506	167,998	608,504
Belgrave WPCD - SERIES 2006 C (2015 Series D)	07/28/06	105,000	40,753	145,753
Belgrave WPC EFC 2012E (EFC-refunding 2002I)	11/15/12	41,000	7	41,007
Belgrave WPC EFC 2012E (EFC-refunding of 2002F)	11/15/12	75,000	4,479	79,479
Belgrave WPC EFC 2012E (Refund EFC 2003A)	11/15/12	40,000	8,715	48,715
Increase and Improvements of Facilities Belgrave WPCD [2014 Series C]	04/08/14	94,906	44,141	139,047
Increase and Improvements of Facilities Belgrave WPCD Equipment [2014 Series C]	04/08/14	82,127	38,198	120,325
Refunding-Belgrave WPC Dist Improvements - 2005 Bonds [2014 Series A]	04/16/14	13,225	2,990	16,215
Refunding - Increase and Improvements to Belgrave WPCD (2007 B) - 2015 Series A	04/16/15	72,187	23,580	95,767
Refunding - Belgrave WPC Improvements [2015 Series C]	10/13/15	32,752	4,330	37,082
TOTAL BELGRAVE WATER POLLUTION CONTROL		556,197	167,193	723,390
Refunding-Carle Place Water Dist Improvements - 2003 Ref. [2014 Series B]	04/16/14	47,297	4,370	51,667
Refunding- Carle Place Water Dist Improvements (2006) - 2015 Series A	04/16/15	29,780	8,687	38,467
Improve Facilities Carle Place Water District (2017 Series A)	04/01/17	258,065	200,347	458,412
Increase & Improve Carle Place Water 75-2013 (2017 Series A)	04/01/17	17,837	13,848	31,685
Carle Place Water	09/28/17	160,511	78,093	238,604
TOTAL CARLE PLACE WATER		513,490	305,346	818,836
Garden City Park (2017 Series B)	04/01/17	26,550	36,587	63,137
Garden City Park (2017 Series B)	04/01/17	22,789	31,405	54,194
Garden City Park (2017 Series D)	09/29/17	120,000	135,300	255,300
Garden City Park (2018 Series B)	09/26/18	120,272	183,684	303,956
INCREASE AND IMPROVEMENT OF FACILITIES OF THE GARDEN CITY PARK WATER/FIRE DISTRICT	03/28/19	18,360	25,730	44,090
Garden City Park Water Fire District - various water improvements	09/26/19	27,111		27,111
TOTAL GARDEN CITY PARK WATER		335,082	412,705	747,787
Great Neck Renovations & Improvements	06/15/08	965,000	107,844	1,072,844
Refunding-Land Acq.-Great Neck Park	10/15/10	209,834	14,367	224,201
Refunding-Great Neck Park Dist. Improvements - 2003 Ref. [2014 Series B]	04/16/14	101,352	9,365	110,717

Schedule of 2020 Long Term Debt Payments

DESCRIPTION	ISSUED	2020 PRIN	2020 INT	TOTAL P&I
Refunding - Great Neck Park District (2006) - 2015 Series A	04/16/15	79,062	23,063	102,125
Refunding - Great Neck Park District Renovations/Improv - (2007A) - 2015 Series A	04/16/15	393,980	30,393	424,373
Refunding - Great Neck Park District - Improvements [2015 Series C]	10/13/15	16,376	2,165	18,541
Increase and Improve Great Neck Park District Facilities	09/20/16	75,146	71,609	146,755
Increase and Improve Great Neck Park District Facilities 2	09/20/16	26,413	25,170	51,583
Great Neck Park (2017 Series B)	04/01/17	45,579	62,810	108,389
Improve Facility of Great Neck Park (2017 Series A)	04/01/17	14,025	10,888	24,913
TOTAL GREAT NECK PARK		1,926,767	357,675	2,284,442
Great Neck WPCD- EFC Series 2012E	10/18/12	1,575,000	672,992	2,247,992
Improve Great Neck Water Pollution Control	09/20/16	79,240	75,511	154,751
Great Neck Water Pollution (2017 Series B)	04/01/17	62,101	85,579	147,680
INCREASE AND IMPROVEMENT TO THE GREAT NECK WATER POLLUTION DISTRICT	09/26/19	295,106	-	295,106
TOTAL GREAT NECK WATER POLLUTION		2,011,447	834,082	2,690,778
Construction of Improvements to Shelter Rock Library	06/11/09	407,404	78,003	485,407
TOTAL SHELTER ROCK LIBRARY		407,404	78,003	485,407
Manhasset-Lakeville Water Dist - Improvements	10/07/10	309,840	15,689	325,529
Increase and Improvements to Facilities MLWD [2014 Series C]	04/08/14	152,243	70,809	223,052
Refunding - Manhasset-Lakeville Water Dist - Improvements (2006) - 2015 Series A	04/16/15	152,063	44,358	196,421
Refunding - Manhasset-Lakeville Water Dist - Improvements [2015 Series C]	10/13/15	12,344	2,263	14,607
Refunding - Manhasset-Lakeville Water Dist - Improvements [2015 Series C]	10/13/15	218,346	28,867	247,213
TOTAL MANHASSET LAKEVILLE WATER		844,836	161,987	1,006,823
Refunding-Improv. To Cent Business Dist of Port Washington	10/15/10	10,830	742	11,572
TOTAL PORT WASHINGTON BUSINESS IMPROVEMENT		10,830	742	11,572
Port Washington Water 2013B- EFC Ref of 2003F	07/12/13	55,000	2,322	57,322
Refunding-PWW-Dist (2)-Increase and Improvement of Facilities - 2005 Bonds [2014 Series A]	04/16/14	27,277	6,167	33,444
Refunding-PWW-Dist-Increase and Improvement of Facilities - 2005 Bonds [2014 Series A]	04/16/14	33,890	7,662	41,552
Refunding - Port Washington Water Dist Improvements (2006) - 2015 Series A	04/16/15	105,944	30,905	136,849
Refunding - Port Washington Water Dist Inc & Improvements (2006) - 2015 Series A	04/16/15	49,283	14,376	63,659
Improvements of the Facilities of the PWW District	04/01/16	19,277	10,258	29,535
Increase and Improve Facilities PW Water District	09/20/16	229,228	88,887	318,115
Increase and Improve Facilities PW Water District (2017 Series A)	04/01/17	225,196	174,829	400,025
Increase Improvement Facilities Port Washington Water District (2017 Series A)	04/01/17	38,839	30,153	68,992
Port Washington Water	09/28/17	137,937	67,109	205,046
Increase and improvement to the Port Washington Water District Facilities	04/02/18	107,648	75,965	183,613
INCREASE AND IMPROVEMENT OF FACILITIES OF THE PORT WASHINGTON WATER DISTRICT	03/28/19	19,449	27,256	46,705
INCREASE AND IMPROVEMENT OF FACILITIES OF THE PORT WASHINGTON WATER DISTRICT	09/26/19	40,667	-	40,667
TOTAL PORT WASHINGTON WATER		1,089,635	535,888	1,625,523
Port Washington Water Pollution District (2011C- Leveraged)	06/19/08	20,000	9,608	29,608
EFC Clean Water Statutory Installment Bond 2010C	06/24/10	455,000	223,596	678,596
Refunding-Improv. To Port Washington WPCD	10/15/10	26,060	1,784	27,844
Refunding - PWWPCD Improve & incr. facilities (2006) - 2015 Series A (1)	04/16/15	36,896	10,763	47,659
Refunding - PWWPCD Improve & incr. facilities (2006) - 2015 Series A (2)	04/16/15	17,130	4,997	22,127
Refunding - PWWPCD Improve & incr. facilities (2006) - 2015 Series A (3)	04/16/15	52,708	15,375	68,083
EFC Clean Water Statutory Installment Bond 2016	05/15/16	62,900	-	62,900
TOTAL PORT WASHINGTON WATER POLLUTION		670,694	266,123	936,817
Refunding-Roslyn Water District	10/15/10	10,018	686	10,704
Increase and Improve Roslyn Water District Facilities	09/20/16	170,232	162,222	332,454
Increase and Improve Roslyn Water District Facilities 2	09/20/16	79,729	75,977	155,706
Increase and Improve Roslyn Water District Facilities 3	09/20/16	79,240	75,511	154,751
Roslyn Water District #2 (2017 Series B)	04/01/17	47,858	65,950	113,808
Roslyn Water District (2017 Series B)	04/01/17	45,123	62,182	107,305
TOTAL ROSLYN WATER		432,200	442,528	874,728
Refunding-Westbury Water District	10/15/10	65,658	4,495	70,153
Refunding - Westbury Water Dist-Improvements (2006) - 2015 Series A	04/16/15	153,908	44,896	198,804
Refunding - Westbury Water Dist-Improvements [2015 Series C]	10/13/15	39,677	7,177	46,854
Refunding - Westbury Water Dist-Improvements - 2 [2015 Series C]	10/13/15	8,817	1,586	10,403
TOTAL WESTBURY WATER		268,060	58,155	326,215
Total COSD		9,507,148	3,788,424	13,140,821
GRAND TOTAL		26,277,954	10,027,523	36,150,726



**NYS BOARD OF REAL PROPERTY SERVICES
LOCAL GOVERNMENT EXEMPTION IMPACT REPORT**

(for local use only -- not to be filed with NYS Board of Real Property Services)

Date: 05/02/2019

Taxing Jurisdiction: 28

Fiscal Year Beginning: 2020

Town: 2

Total equalized value in taxing jurisdiction: 47,276,573,600

Exemption Code (Column A)	Exemption Description (Column B)	Statutory Authority (Column C)	Number of Exemptions (Column D)	Total Equalized Value (Column E)	Percentage of Value Exempted (Column F)
12100	NYS - GENERALLY	RPTL 404(1)	72	29,925,300	0.06%
12350	PUBLIC AUTHORITY - STATE	RPTL 412	178	549,664,000	1.16%
13100	CO - GENERALLY	RPTL 406(1)	358	330,303,700	0.70%
13500	TOWN - GENERALLY	RPTL 406(1)	186	467,836,500	0.99%
13650	VG - GENERALLY	RPTL 406(1)	412	603,249,100	1.28%
13800	SCHOOL DISTRICT	RPTL 408	110	1,673,629,000	3.54%
13870	SPEC DIST USED FOR PURPOSE EST	RPTL 410	173	349,484,400	0.74%
13970	REGIONAL OTB CORPORATION	RACING L 513	1	1,132,900	0.00%
14000	LOCAL AUTHORITIES SPECIFIED	RPTL 412	20	33,703,200	0.07%
14100	USA - GENERALLY	RPTL 400(1)	7	82,284,100	0.17%
14110	USA - SPECIFIED USES	STATE L 54	8	12,527,600	0.03%
14200	FOREIGN GOVT - EMBASSY	RPTL 418	1	1,164,800	0.00%
14300	MUNICIPAL INDUSTRIAL DEV AGENC	RPTL 412-a	92	740,860,400	1.57%
14300	URBAN REN: OWNER-MUNICIPALITY	GEN MUNY 506	16	3,647,300	0.01%
18080	MUN HSNQ AUTH-FEDERAL/MUN AIDE	PUB HSNQ L 52(3)&(5)	4	31,218,600	0.07%
19950	MUNICIPAL RAILROAD	RPTL 456	64	27,993,400	0.06%
21600	RES OF CLERGY - RELIG CORP OWN	RPTL 462	80	62,123,200	0.13%
25120	NONPROF CORP - EDUCL(CONST PRO	RPTL 420-a	46	113,641,100	0.24%
25210	NONPROF CORP - HOSPITAL	RPTL 420-a	63	840,962,600	1.78%
25230	NONPROF CORP - MORAL/MENTAL IM	RPTL 420-a	4	9,402,100	0.02%
25300	NONPROF CORP - SPECIFIED USES	RPTL 420-b	81	162,358,300	0.34%
25400	FRATERNAL ORGANIZATION	RPTL 428	2	947,000	0.00%
26100	VETERANS ORGANIZATION	RPTL 452	7	4,114,200	0.01%
26300	INTERDENOMINATIONAL CENTER	RPTL 430	311	1,003,872,100	2.12%
26400	INC VOLUNTEER FIRE CO OR DEPT	RPTL 464(2)	42	69,514,200	0.15%
27350	PRIVATELY OWNED CEMETERY LAND	RPTL 446	24	61,220,300	0.13%
41101	VETS EX BASED ON ELIGIBLE FUND	RPTL 458(1)	1471	271,433,975	0.57%
41121	ALT VET-NON-COMBAT - GENERAL	RPTL 458-A	2148	138,907,600	0.29%
41131	ALT VET - COMBAT - GENERAL	RPTL 458-A	1403	140,955,300	0.30%
41141	ALT VET - DISABILITY - GENERAL	RPTL 458-A	247	21,236,100	0.04%
41161	COLD WAR VETERAN		194	7,149,300	0.02%
41163	COLD WAR VETERAN 15%		204	10,118,400	0.02%
41171	COLD WAR VETERAN DISABILITY	RPTL 458-B	18	1,456,800	0.00%
41300	PARAPLEGIC VETS	RPTL 458(3)	5	4,170,800	0.01%
41400	CLERGY	RPTL 460	108	43,540,300	0.09%
41680	VOLUNTEER FIREFIGHTERS AND AMB	RPTL 466-c	686	31,558,400	0.07%
41730	AGRIC LAND-INDIV NOT IN AG DIS	AG MKTS L 306	4	8,103,000	0.02%
41800	PERSONS AGE 65 OR OVER	RPTL 467	1163	181,435,700	0.38%
41900	PHYSICALLY DISABLED	RPTL 459	44	4,184,400	0.01%
41930	DISABILITIES AND LIMITED INCOM	RPTL 459-c	34	4,708,700	0.01%
41930	LOW OR MODERATE INCOME HOUSING	RPTL 421-E	5	457,600	0.00%
41930	FIRST-TIME HOMEBUYERS - NEW CO	RPTL 457	3	457,200	0.00%

Taxing Jurisdiction: 28

Fiscal Year Beginning: 2020

Town: 2

Total equalized value in taxing jurisdiction: 47,276,573,600

Exemption Code (Column A)	Exemption Description (Column B)	Statutory Authority (Column C)	Number of Exemptions (Column D)	Total Equalized Value (Column E)	Percentage of Value Exempted (Column F)
44210	HOME IMPROVEMENTS	RPTL 421-F	174	6,296,000	0.01%
46450	INC ASSN OF VOLUNTEER FIREMEN	RPTL 464(1)	2	1,830,000	0.00%
47600	BUSINESS INV. PROPERTY	RPTL 485-B	33	6,551,500	0.01%
48650	LTD PROF HOUSING CO	P H F I L 33,556,654-	1	4,770,400	0.01%
48660	HOUSING DEVELOPMENT FUND CO	P H F I L 577,654-a	10	47,547,600	0.10%
49510	RESIDENT ENERGY CONSERV IMPROV	RPTL 487-a	1	56,400	0.00%
Totals:			10320	8,203,704,875	17.35%

SUPERVISOR BOSWORTH: So I just, once again, would like to thank everybody for their hard work for all the -- the input, the questions, the answers. The fact that the process went as it's supposed to go where we have the opportunity to speak and I'm just very grateful for all of the great work that you do. I move to adjourn.

MR. WINK: Councilwoman DeGiorgio.

COUNCILWOMAN DE GIORGIO: Aye.

MR. WINK: Councilman Ferrara.

COUNCILMAN FERRARA: Aye.

MR. WINK: Councilwoman Lurvey.

COUNCILWOMAN LURVEY: Aye.

MR. WINK: Councilwoman Russell.

COUNCILWOMAN RUSSELL: Aye.


MR. WINK: Councilman Zuckerman.

COUNCILMAN ZUCKERMAN: Aye.

MR. WINK: Supervisor Bosworth.

SUPERVISOR BOSWORTH: Aye. (At 7:07 p.m., the proceedings were concluded.)

Compiled from Stenographer's Transcript, MGR Reporting, File Name 103019TNHTB.doc

A handwritten signature in black ink, reading "Wayne A. Wink, J.", written over a horizontal line.

Town Clerk

NEWSDAY AFFIDAVIT OF PUBLICATION

TOWN OF NORTH HEMPSTEAD (GEN ACCT)
200 PLANDOME ROAD
RECEIVER OF TAXES
MANHASSET, NY 11030-2326

STATE OF NEW YORK)

Legal Notice No.

0021534829

:SS.:

COUNTY OF SUFFOLK)

Darryl Murphy of Newsday Media Group., Suffolk County, N.Y., being duly sworn, says that such person is, and at the time of publication of the annexed Notice was a duly authorized custodian of records of Newsday Media Group, the publisher of NEWSDAY, a newspaper published in the County of Suffolk, County of Nassau, County of Queens, and elsewhere in the State of New York and other places, and that the Notice of which the annexed is a true copy, was published in the following editions/counties of said newspaper on the following dates:

Wednesday October 09, 2019 Nassau

SWORN to before me this
10 Day of October, 2019.



Jason A. Neknez
Notary Public – State of New York
No. 01NE6219108
Qualified in Suffolk County
My Commission Expires 03/22/2022

