TOWN OF
NORTH HEMPSTEAD
NASSAU COUNTY, NEW YORK

JENNIFER DeSENA, SUPERVISOR

www.northhempsteadny.gov

2023
ANNUAL BUDGET
TENTATIVE BUDGET FOR FY 2023

September 28, 2022

TOWN OF
NORTH HEMPSTEAD

List of Commissioners, Department Heads & Senior Staff

Jennifer DeSena - Supervisor
Joseph R. Scalero - Deputy Supervisor/Chief of Staff
Paul Wood - Director of Finance/Acting Comptroller
Sharon Glassman - Deputy Comptroller
Steven Pollack - Dir. of Gov. Research

John Chiara - Town Attorney
Gordon Tepper - Director of Communications
Shawn Brown - Commissioner of Public Safety
Kimberly Corcoran-Galante - Commissioner of Community Services & the Department of Services for the Aging (DOSA)
Victor Thomas - Acting Commissioner of DPW
George Morfessis - Commissioner of IT & Telecommunications
Marshah-Raef Barret - Commissioner of Solid Waste Management
Michael Levine - Commissioner of Planning
Vincent Malizia - Commissioner of 311
John Niewender - Buildings Department Commissioner
Kelly Gillen - Parks & Recreation Commissioner
Robert Weitzner - Commissioner of Human Resources

TOWN OF NORTH HEMPSTEAD

2023 TENTATIVE BUDGET TABLE
OF CONTENTS

Description	Tab
Introduction	1
General Fund Budget	2
Town Outside Village Budget	3
Town Operated Special Districts Budgets	4
Commissioner Operated Special Districts Budgets	5
Schedule of 2023 Long Term Debt Payments	6

Town Board
ROBERT J. TROIANO
PETER J. ZUCKERMAN
DENNIS J. WALSH
VERONICA LURVEY
DAVID A. ADHAMI
MARIANN DALIMONTE

Town Clerk
RAGINI SRIVASTAVA

Receiver of Taxes
CHARLES BERMAN

TOWN OF NORTH HEMPSTEAD
OFFICE OF THE SUPERVISOR

TOWN HALL
220 PLANDOME ROAD
MANHASSET, NY 11030
(516) 869-6311
FAX (516) 627-4204

Supervisor
JENNIFER DeSENA

September 28, 2022

Dear Fellow Residents of North Hempstead,

This is the 2023 Tentative Budget for the Town of North Hempstead. Like my predecessor, I have always believed that taxpayers deserve to know the Town's final budget prior to Election Day. As such, I am proud to continue this tradition, and I have scheduled the final budget vote for November 3, 2022, providing our residents an open and transparent budgeting process along the way.

The Tentative Budget stays within the New York State tax cap. My administration has worked hard finding ways to deliver important Town services, all while remaining under the state mandated cap spending limit.

Earlier this year, Moody's Investor Service again affirmed our Town's Aaa bond rating. This rating is the highest a Town can achieve, and will benefit our taxpayers greatly, producing significant savings in the long run. I am proud that the Town has received this credit rating in 12 consecutive instances, and I believe that my administration's fiscally conservative management will continue to put the Town in the position to keep delivering top notch credit ratings on behalf of our residents.

Crafting this budget has given my administration an opportunity to review all Town operations, with an eye towards improving and streamlining, wherever possible. Under this budget, our Town workforce, which is second to none, will continue to provide all of our exceptional services.

The preparation of this budget has presented unique challenges as the Town has been operating without an appointed Comptroller since January. But through the dedicated efforts of my senior staff, our department heads, and the Comptroller's Office, the tentative budget is fiscally responsible, while simultaneously providing our residents the best services possible.

The Tentative Budget is the first step in the budgeting process, and it provides a window into my administration's goals for the upcoming year. Now, the most open and transparent budget process in our Town's history will commence, as I hold multiple budget hearings and work sessions to provide our residents an in-depth look at how the Town will be spending your money.

I am proud that my administration takes a taxpayer first mentality, so I encourage you to take a look within and please, provide some input into the process.

Regardless of where we go from here, again, I am committed to making sure the final budget will be presented and put up to a vote by the Town Board on November 3, 2022, prior to Election Day.

Best regards,

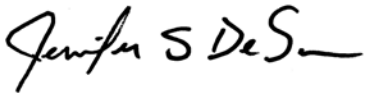

Jennifer DeSena
North Hempstead Town Supervisor

The Governmental Funds of the Town of North Hempstead

North Hempstead is governed by its Town Board, comprised of the Supervisor and six Town Councilmembers. Town functions are also administered by the elected Town Clerk and elected Receiver of Taxes.

From a fiscal standpoint, the activities of the Town are organized, recorded, and reported on the basis of funds, each of which is considered a separate accounting entity. Each fund is a stand-alone, self-balancing unit. The Town funds are combined for the purposes of calculating the State's tax cap.

Below is a pie chart detailing the amount of real property tax revenues collected from Town residents going to Town of North Hempstead operations versus the operations of schools & libraries, Nassau County, and Special Districts.

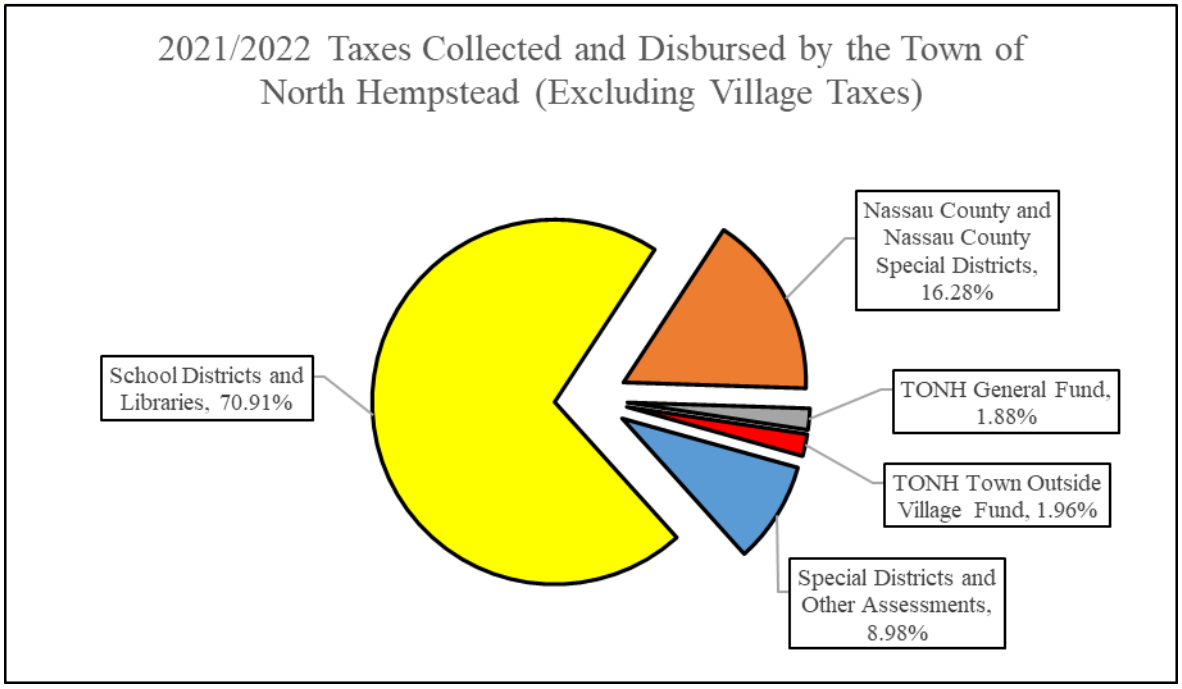

General Fund

The General Fund is the Town's principal operating fund. The revenues and expenses for departments whose operations service all Town residents, both within the Incorporated Villages and the unincorporated areas, are recorded in the General Fund. For example, all Town residents may use Town park facilities, call 311 for information, or participate in events sponsored by the Department of Community Services. Therefore, those are among the departments located in the General Fund. Accordingly, the property tax base for this fund is all residents and businesses within the Town.

The pie chart at the beginning of Tab 2 shows the distribution of expenditures amongst the departments within the General Fund.

The Town Outside Village Fund (TOV)

The Town Outside Village (TOV) Fund was created from the merger of the Part-Town and Highway Funds by an act of the New York State Legislature in 2006. The TOV fund serves residents who live or own property outside the borders of incorporated villages. This Fund covers road maintenance, snow plowing, code enforcement, building safety and inspection and community planning.

The pie chart at the beginning of Tab 3 shows the distribution of expenditures among the departments within the TOV Fund.

Town-Operated and Commissioner-Operated Special Districts

There are 46 special districts in North Hempstead, overseeing such services as fire protection, garbage disposal, street lighting, parks, police, public parking lots, sidewalks, water and sewers, libraries, and business improvement.

These districts provide services to and are supported only by property owners within the district.

There are 20 Town-operated special districts administered by the Town Board; and 26 Commissioner-operated districts, which have independently elected governing boards.

Tab 4 contains the budgets of the Town-Operated Special Districts while Tab 5 contains the budgets of the Commissioner-Operated Special Districts.

The Town's tax cap is calculated based on the Town's General and TOV budgets and the Town-operated special district budgets.

Town Departments: General Fund

Administrative Services

The Department of Administrative Services maintains most central services Town facilities, performing a wide range of functions from painting to full-scale renovations as well as landscaping, parking lot governance and snow removal for Town Hall 1 & 2, Town Hall Annex, Animal Shelter and the Roslyn Community Center. The Department also encompasses Central Printing and Mailing for all Town departments, from tax bills to special event flyers.

Community Services

The Department's mission is to offer programs to improve the quality of life for each of our residents. The Department offers popular events such as FunDay Mondays for seniors, a yearly Veterans Breakfast, National Night Out, Asian American Festival, Summer Concert Series, and Fall Festival. The Department has also expanded the transportation program offered by Project Independence for the elderly to include people with disabilities--the result of a suggestion by the Town's Disability Advisory Committee. Rides are provided on request to residents with disabilities for food shopping, and discounted rides are offered for doctor appointments.

Department of Services for the Aging (DOSA)

DOSA provides programs tailored to meet the needs of North Hempstead's aging residents who want to stay in our communities and in their own homes as they mature. DOSA's core program is Project Independence (PI), the Town's aging-in-place initiative. A little over one quarter of the Town's 230,000 residents are age 60 or over. DOSA provides services including screenings for chronic conditions like high blood pressure and diabetes, health education seminars, support groups for caregivers and others, assistance accessing benefits, case management, social/recreational activities, volunteer opportunities and referrals to other sources of support. Project Independence also offers rides for members for food shopping and medical appointments.

Comptroller

The Comptroller's Office (the Comptroller) is responsible for the overall financial management of the Town and its component special districts. The Comptroller accounts for all operating expenses, debt service and distribution of taxes and other revenues. Additionally, the Comptroller manages the Town's cash, supervises preparation of the payroll for all Town employees, and compiles the Town's Annual Comprehensive Financial Report (ACFR) and the Town Board's annual operating budget. The Comptroller also manages the financing of the Town's and special districts' capital projects and performs financial and debt management services for the Commissioner operated special districts. The Town has been recognized by the Government Finance Officers Association with an award for its ACFR for each Fiscal year from 2010 to 2020. Demonstrating the Town's commitment to sound financial management, the Town's fiscal stress score is 1.7, which according to data released by the Office of the New York State Comptroller, is one of the lowest of any Town on Long Island.

Department of Human Resources

The goal of the Human Resources Department (HR) is to ensure positive employee relations, job satisfaction, and a safe workplace for all employees. HR administers employee benefits and processes

hiring, retirement, termination, promotions, and all other employment changes. The Department maintains accurate and confidential personnel records and manages the Town's time and leave system. The Department also trains employees in compliance with labor and anti-discrimination laws and ensures that the Town complies with State civil service laws.

Department of Information Technology (DoITT)

The Department of Information Technology and Telecommunications (DoITT) provides a secure, reliable voice and data technology environment. DoITT provides innovative, tactical, and strategic input on business systems by identifying, researching, recommending, and implementing new or improved technologies and processes for current and future business and operational needs. DoITT also provides a unified set of shared services to a broad range of Town entities, ultimately improving services for Town employees and constituents.

311 Call Center

The 311 Call Center is a centralized unit that answers inquiries from Town of North Hempstead constituents. The 311 Service Representatives are able to answer many queries from the public directly without transferring the call. With "One-Call-To-Town–Hall," callers avoid having their calls transferred from department to department in order to get information or assistance. If the call representative cannot answer the question, they are able to transfer the caller to the correct individual, in the correct Town department which can provide the answer. The 311 Call Center also provides up to the minute information on Town special events, takes requests for assistance for seniors in connection with Project Independence and provides information during blizzards, hurricanes, and more recently, information during the COVID-19 pandemic.

The system also provides an ability to measure how well services are delivered. Requests for service are entered into a work-order format and sent to the appropriate department for review and immediate processing. Those work-orders are tracked to ensure that requests are completed in a timely manner and that the constituent is satisfied.

Through August 2022, 311 has answered more than 2,562,030 constituent calls.

Parks and Recreation

The Town has 52 active and passive parks administered by the Department of Parks and Recreation (the Parks Department). The Parks Department's mission is to meet the leisure-time and health and fitness needs of the residents of North Hempstead while maintaining high quality facilities. The Parks and Recreation system includes 12 baseball fields, 20 basketball courts, 2 artificial-turf multi-purpose fields, 12 playgrounds, 37 tennis courts, and 2 boat ramps.

Among the Town's best known facilities are North Hempstead Beach Park (home to a multitude of concerts and festivals during the year), Manorhaven Park (which includes an outdoor pool, tennis courts, and a skate park), Clark Botanic Garden, Michael J. Tully Park (home to the Town's indoor pool, a fully-lighted and field-turfed outdoor athletic stadium, and ball fields), the "Yes We Can" Community Center (home to two regulation-size indoor basketball courts, a dance studio, a gym and community rooms, as well as serves as the Long Island Nets practice facility) and the Harbor Links complex, with both a 18-hole championship and a 9-hole executive golf course, a driving range, miniature golf, a pro shop, athletic fields and a full service banquet hall and restaurant.

The Parks budget includes high levels of seasonal and part time employment, reflecting the fact that the summer months are the peak times for Parks activities.

Public Safety

The Division of Public Safety consists of Code Enforcement, Parking Enforcement, the Animal Shelter, Harbor Patrol, and the Port Washington Public Parking District. Code Enforcement enforces Town laws, ordinances and regulations in the Town's unincorporated areas. These laws generally are aimed at keeping the Town's residential and commercial areas clean and safe. Inspectors respond to 311 calls about apparent violations in addition to coordinating with other Town Departments to identify code violations. Violations are prosecuted in Nassau County District Court by the Town Attorney.

Parking Enforcement enforces the Town's Uniform Traffic Code, which restricts parking on streets and in certain shopping centers in the Town's unincorporated areas. Town parking tickets are adjudicated and collected by the Nassau County Traffic and Parking Violations Agency.

The Animal Shelter Department is responsible for enforcing local and State animal protection, control and licensing laws, and administering Town dog control services. Dogs are available for adoption from the Animal Shelter and the Shelter works closely with volunteers to support its mission. Each year the Town’s Animal Shelter co-sponsors with the not-for-profit The Shelter Connection to offer free microchips to dogs and cats of Town residents through the “Pet Microchip Clinic.” Additionally, the Animal Shelter, in conjunction with the Nassau County Department of Health, offered a free rabies clinic to residents.

Harbor Patrol and our Bay Constables provide enforcement of the Town Code on the waterways, assists boaters in emergencies, and promotes boater safety.

The Public Safety Division is also the administrators for the Port Washington Public Parking District, which is a Town Operated Special District.

Public Works

The Department of Public Works (DPW) is responsible for most large-scale Town funded capital projects. The Department coordinates and oversees the planning and development of Town capital projects, including the management of outside engineers, contractors, and consultants. In addition, this Department is responsible for the design and construction of Town road and drainage improvement projects, buildings, parks and beaches, and any other public work improvements undertaken within the Town. This office also provides engineering advice to the Town Board and other Town departments. This division also implements compliance with the New York State Department of Environmental Conservation (NYSDEC) SPDES General Permit for storm water discharge from MS4.

The Highway Division is under the Department of Public Works, however, is budgeted separately in the Town Outside Village (TOV) Fund.

Receiver of Taxes

The Receiver of Taxes oversees the billing, collection, investment, and distribution of taxes for the Town and the 46 Town and Commissioner-operated Special Districts located within it, Nassau County and

County Special Districts, and 13 School Districts. The office bills over 73,500 parcels totaling nearly $1.4 billion in taxes annually.

The Receiver is responsible for investing the tax funds in interest-bearing accounts in accordance with the New York State Municipal Code and the Town's Investment Policy. The Receiver's Office produces additional revenues for the Town through the collection of penalty monies and insufficient funds/returned check fees.

The Receiver's Office interacts with residents and property owners through the 311 Call Center and visits to the Receiver's Office, assisting constituents with general tax, payments, and customer service inquiries. Additionally, residents are provided with a comprehensive online information hub for all tax-related questions including an online bill pay option. During the collection periods, the Receiver's Office provides satellite collection sites throughout the Town and extended office hours.

Solid Waste Management

The mission of the Town's Division of Solid Waste Management is to maintain the Town's landfills located in Port Washington and operate the Town's transfer station. This division also operates and manages the annual S.T.O.P. events located throughout the Town.

Supervisor's Office

The Supervisor is the Chief Administrative and Financial Officer of the Town, and also serves as a voting member of the Town Board. As the head of the administrative branch of Town government, the Supervisor is responsible for the day-to-day operations of the Town, implementing, executing and enforcing all legislative actions of the Town Board, and the preparation, evaluation and recommendation of reports, information and material for Town Board action.

The Supervisor's Office also includes Public Information, Intermunicipal Coordination, Constituent Services, Legislative Affairs, Finance, Town Historian, Business and Tourism, and Procurement.

Town Attorney

The office of the Town Attorney provides legal representation, counsel and advice to the Town Board, Supervisor, operating departments, and Town Agencies. Deputy Town Attorneys handle trials and appeals in lawsuits brought by and against the Town; Town Code enforcement; negotiation and drafting of contracts, inter-municipal agreements, licenses, franchises and other legal documents to which the Town is a party; labor relations and employment matters; advice as to the legal implications of contemplated policy, actions and administrative decisions; drafting of ordinances and local laws; Freedom of Information Law requests and appeals; and preparation of Town Board meeting agendas and drafting of Town Board resolutions.

The Town Attorney's Office handles all real estate transactions on behalf of the Town, preparing deeds, examining titles and conducting closings. It collects debts owed to the Town. The Office also prosecutes zoning and property maintenance violations of the Town Code.

The Office acts as counsel to the Board of Zoning and Appeals and various other Town boards and Commissions including the Solid Waste Management Division, the Historic Landmark Preservation Committee and the Community Development Agency.

Town Board

The Town Board is the policy-making and governing body of the Town and consists of the Town Supervisor and six Town Board Members, elected from individual districts by Town of North Hempstead residents. The Town Board's mission is to provide effective leadership, set policy in order to deliver effective and efficient public services and oversee the financial health of the Town.

The Town has a significant focus on transparency in government and has made many changes to the way the Town Board meetings and agendas are presented, in order to make information easily available to residents. Specifically:

- Town board meetings are broadcast live through the Town's website
- Before Town Board meetings, agendas, and proposed laws, resolutions or ordinances are posted on the Town's website
- After Town Board meetings, transcripts of the meeting are posted on the Town's website

Town Clerk

The Town Clerk is the Records Management Officer of the Town. The Clerk is responsible for active files, disposition of inactive records and protection of the archives. As Secretary to the Town Board, the Clerk is responsible for preparing and maintaining the minutes of Town Board meetings.

The Town Clerk issues State licenses such as marriage, hunting, fishing, going out of business sale, games of chance, dog, bingo and raffle licenses. The Clerk issues Town licenses including taxi, towing, peddlers and solid waste collection.

Additionally, the Town Clerk is a designated Marriage Officer, and as Registrar of Vital Statistics, issues and maintains birth and death certificates and records in the Town.

Town Departments: TOV Fund

Building Department

The Building Department is responsible for the administration of the New York State and Town of North Hempstead Building Codes as they relate to property, buildings and construction within the unincorporated areas of the Town of North Hempstead.

The Building Department is comprised of an Inspection Section and an Enforcement Section. The Inspection Section is responsible for the intake of applications and the issuance of Building, Plumbing and Rental permits, as well as Public Assembly licenses. Members of the Inspection Section follow up on permits that have been issued and conduct safety inspections at job sites to ensure permitted work is being performed in compliance with the applicable State and Town Codes. Members of the Enforcement Section are trained to identify and investigate a variety of construction and illegal housing violations. Through a comprehensive inspection and investigation process, Town inspectors not only identify and bring violations into compliance, but they also help to ensure the safety of residents. Upon the successful

completion of the inspection process and final review of the file, applicants are issued various certificates and licenses documenting that the permitted work has been done in compliance with State and Town codes.

Planning and Environmental Protection

The Planning Department is primarily responsible for land use regulation, historic landmarks preservation, environmental impact review and public transportation issues. In addition to performing technical reviews of all major commercial, multi-family and institutional development proposals, the Department participates in the implementation of transportation, environmental and other capital projects, as well as any real estate transactions involving Town-owned land. The Department oversees the operations of the Historic Landmarks Preservation Commission, the Ecological Commission, and represents the Town on the Manhasset Bay and Hempstead Harbor Protection Committees. The Department also overseas Environmental Facilities. A separate division within the Department reviews all applications to the Board of Zoning Appeals.

Highway

The Highway Division is responsible for the maintenance and repair of more than 280 miles of Town roadways, including pavement and drainage maintenance, street sweeping, pothole repair, street sign installation and maintenance, tree removal and maintenance, snow removal, ice and flood control. The Highway Superintendent issues road opening permits for homeowners and/or contractors planning to perform work within the Town's right-of-way. The Town roadways are located in the unincorporated areas outside Villages.

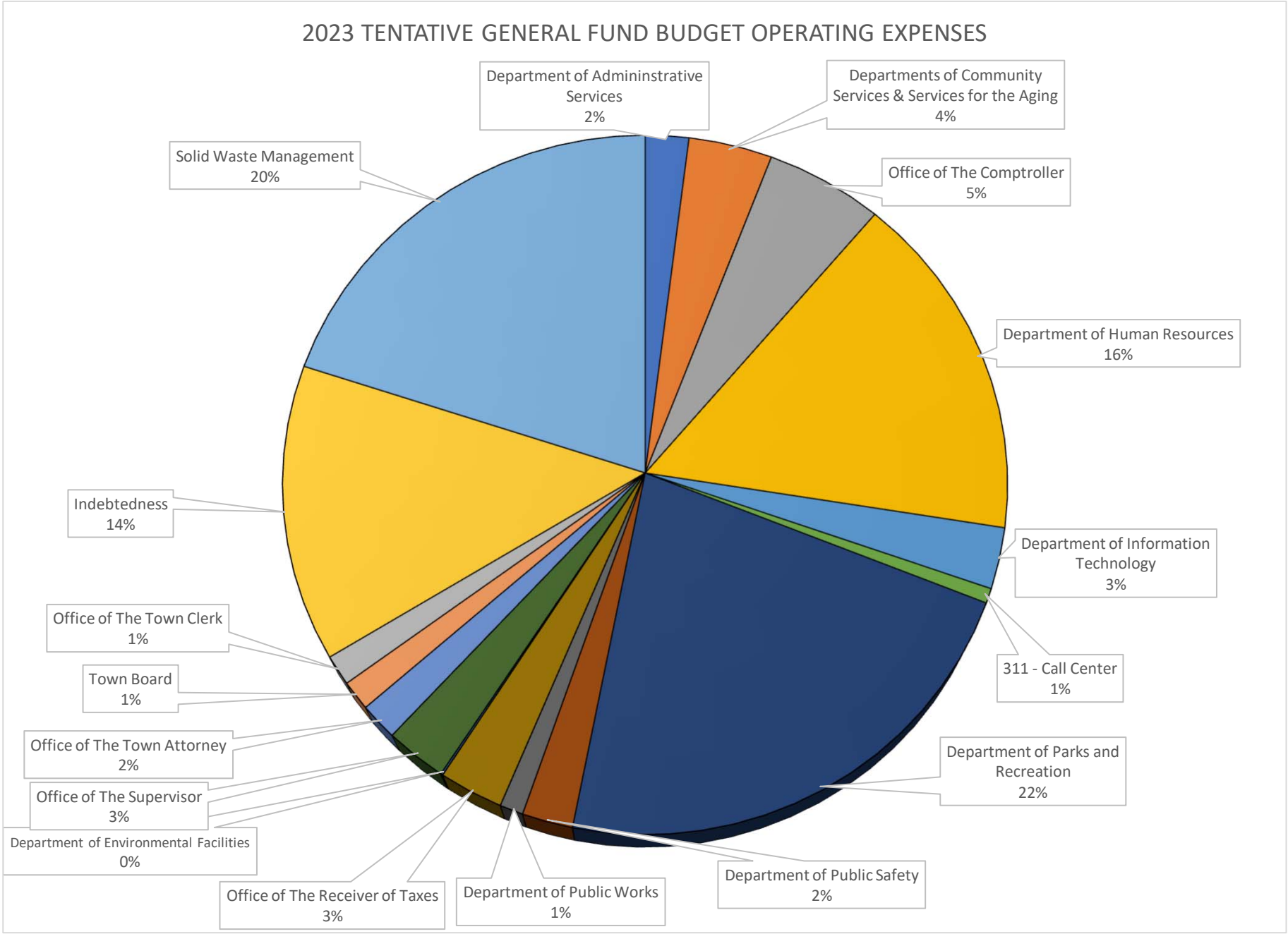
2023 TENTATIVE GENERAL FUND BUDGET OPERATING EXPENSES
Department of Admininstrative Services 2%
Departments of Community Services & Services for the Aging 4%
Office of The Comptroller 5%
Department of Human Resources 16%
Department of Information Technology 3%
311 - Call Center 1%
Department of Parks and Recreation 22%
Department of Public Safety 2%
Department of Public Works 1%
Office of The Receiver of Taxes 3%
Department of Environmental Facilities 0%
Office of The Supervisor 3%
Office of The Town Attorney 2%
Town Board 1%
Office of The Town Clerk 1%
Indebtedness 14%
Solid Waste Management 20%

TOWN OF NORTH HEMPSTEAD

General Fund	Tentative Budget 2023	Adopted Budget 2022	Actual 2021	Actual 2020
SUMMARY & TAX LEVY				
Total Budgeted/Actual Expenses	89,098,154	88,486,777	70,821,107	64,927,749
Total Budgeted/Actual Revenues	61,119,927	60,728,150	52,869,310	40,419,436
Amount Raised by Taxation (Budgeted/Actual)	27,378,227	26,808,627	26,047,240	25,286,156
Fund Balance - Beginning			18,083,269	17,305,426
Appropriated Fund Balance	600,000	950,000		
Fund Balance - Ending			26,178,712	18,083,269
Total Budgeted Revenues & Taxation	89,098,154	88,486,777		
TAX LEVY				
CLASS I-RESIDENTIAL PROPERTIES				
Rate Determining				
Taxable Valuation	47,405,682	42,364,596	37,435,854	84,966,952
Tax Rate Per 100	44.835	49.177	54.020	23.010
Tax Levy	21,254,347	20,833,637	20,222,848	19,550,878
CLASS II-RESIDENTIAL PROPERTIES				
Rate Determining				
Taxable Valuation	12,409,374	11,345,610	9,801,856	8,313,627
Tax Rate Per 100	8.725	9.536	10.369	12.187
Tax Levy	1,082,746	1,081,935	1,016,354	1,013,165
CLASS III-UTILITY PROPERTIES				
Rate Determining				
Taxable Valuation	5,869,566	4,907,291	4,369,708	3,910,145
Tax Rate Per 100	13.857	15.041	16.916	16.284
Tax Levy	813,339	738,087	739,180	636,733
CLASS IV-ALL OTHER PROPERTIES				
Rate Determining				
Taxable Valuation	45,977,726	42,837,335	39,481,831	35,855,239
Tax Rate Per 100	9.195	9.699	10.306	11.394
Tax Levy	4,227,799	4,154,935	4,068,998	4,085,346
Total Taxable Valuation	111,662,348	101,454,832	91,089,249	133,045,963
Total Levy	27,378,227	26,808,627	26,047,240	25,286,126

TOWN OF NORTH HEMPSTEAD

Page #	General Fund	Tentative Budget 2023	Adopted Budget 2022	Actual 2021	Actual 2020
	Budget Summary				
	Expense Total By Department				
	Department of Admininstrative Services				
7	Administration	377,572	206,370	289,841	246,929
7	Town Hall I	453,530	493,968	482,819	304,199
8	Town Hall II	451,505	503,742	468,177	478,558
8	Locust Lane	22,800	29,196	43,017	23,966
9	Marino Avenue	54,550	67,611	56,566	78,509
9	Town Hall II Extension	20,000	20,000	12,544	12,240
9	Great Neck Arts Center	40,300	40,300	27,740	25,972
10	Roslyn Community Center	46,350	79,135	55,744	89,972
10	Various Community Centers	-	-	22,609	39,675
11	Printing & Reproduction	313,400	471,129	458,866	464,433
		1,780,007	1,911,451	1,917,923	1,764,453
	Departments of Community Services & Services for the Aging				
12	Administration	270,962	268,828	218,824	241,376
12	Prog for the Aging	6,000	6,000	4,500	6,000
12	Human Res & Youth Pro	619,623	604,437	661,844	569,039
13	Division-Services for the Aging	2,532,765	2,499,827	2,158,506	2,042,302
		3,429,350	3,379,093	3,043,674	2,858,717
	Office of The Comptroller				
14	Comptroller	1,357,456	1,527,776	1,256,009	1,299,514
14	Grants / Town Stat	-	-	98,501	88,488
14	Internal Audit	40,000	50,000	20,322	38,734
14	Fund-wide Financial Services	3,424,772	3,188,650	2,875,133	3,146,659
		4,822,228	4,766,426	4,249,965	4,573,393
	Department of Human Resources				
15	Admin and Benefits	513,975	507,612	461,829	501,997
15	Fund-wide Benefits and Payroll Related	13,953,585	11,871,747	11,606,854	11,146,220
		14,467,559	12,379,358	12,068,683	11,648,217
16	**Department of Information Technology**	2,512,825	2,364,666	2,165,822	1,965,312
16	**311 - Call Center**	604,139	567,931	560,922	540,364
	Department of Parks and Recreation				
17	Administration	1,887,243	1,679,834	1,356,268	1,120,719
17	Clark Mem Bot Garden	586,124	515,211	555,378	448,206
18	Satellite Parks & Care Program	1,685,417	1,622,478	1,835,834	1,293,908
18	Parks Trades Crew	524,641	454,102	477,821	326,642
18	Parks Vehicle Repair Facility	339,671	244,131	312,441	234,907
19	Community Center	28,500	28,500	-	-
19	Yes We Can Community Center	1,400,951	1,492,321	1,304,399	1,105,598
20	Tully Park	2,113,559	2,106,218	1,925,598	1,970,615
20	Manorhaven Park	1,103,809	1,006,511	1,160,254	898,032
21	North Hempstead Beach Park	1,299,368	1,277,685	1,249,899	1,067,981
21	Town Dock & Harbor Patrol	21,000	18,580	26,664	16,340
22	Whitney Pond Pk / Man Valley Pk	802,530	803,867	802,318	688,265
22	Parks Security	1,069,577	1,046,400	1,191,090	1,068,021
22	Snow Removal	-	-	125,762	30,305
23-24	Total Harbor Links Golf Course	6,840,819	6,416,575	5,852,083	4,140,746
		19,703,208	18,712,413	18,175,809	14,410,285

TOWN OF NORTH HEMPSTEAD

Page #	General Fund	Tentative Budget 2023	Adopted Budget 2022	Actual 2021	Actual 2020
	Budget Summary				
	Expense Total By Department (continued)				
	Department of Public Safety				
25	Administration	310,840	293,384	286,468	214,966
25	Animal Shelter	822,690	835,020	808,697	763,751
25	Town Docks	27,700	27,500	21,650	22,172
26	Security/Harbor Patrol	638,080	453,385	405,948	377,713
26	Emergency Management Services	163,060	161,465	200,822	168,538
		1,962,370	1,770,754	1,723,586	1,547,140
	Department of Public Works				
27	Adminstration	329,021	326,448	155,653	150,226
27	Engineering	578,771	574,971	514,945	588,487
		907,792	901,419	670,598	738,713
28	**Office of The Receiver of Taxes**	2,497,472	2,367,116	2,284,634	2,164,687
28	**Department of Environmental Facilities**	83,400	40,500	1,686,513	1,104,844
	Office of The Supervisor				
29	Supervisor	922,647	830,820	872,904	826,594
29	Finance	226,083	217,287	125,467	125,155
29	Purchasing	410,928	313,334	311,478	223,683
29	Business & Tourism	127,500	127,500	-	-
29	Town Historian	37,550	49,650	-	-
29	Public Information	676,129	664,987	585,899	537,880
		2,400,837	2,203,578	1,895,749	1,713,312
31	**Office of The Town Attorney**	1,497,262	1,355,395	1,602,001	1,786,018
31	**Town Board**	1,201,844	699,861	660,736	664,102
	Office of The Town Clerk				
32	Town Clerk	902,381	735,562	732,967	699,543
32	Town Board Meetings	153,766	145,033	141,403	97,129
33	Records Management Officer	173,243	252,975	233,363	218,996
		1,229,390	1,133,570	1,107,733	1,015,668
33	Emergency Disaster	-	-	130,010	394,997
	Indebtedness				
34	Bond Anticipation Notes (BANS)	86,610	1,297,025	1,177,737	853,327
34	Serial Bonds	12,085,241	14,604,169	14,841,811	14,666,934
		12,171,851	15,901,194	16,019,548	15,520,260
34	**Interfund transfers**	-	-	857,201	517,266
35	**Solid Waste Management**	17,826,619	18,032,052		
	Total General Fund Expenses	89,098,154	88,486,777	70,821,107	64,927,749

TOWN OF NORTH HEMPSTEAD

General Fund		Tentative Budget 2023	Adopted Budget 2022	Actual 2021	Actual 2020
Revenues					
1081	PAYMENT IN LIEU OF TAXES	367,287	326,448	327,891	355,651
1081.001	PAYMENT IN LIEU OF TAXES LIPA	798,647	792,167	792,167	764,772
1001.001	REAL PROPERTY TAXES RESTORED PROPERTY TAXES	-	-	40,059	31,427
1090	PROPERTY TAX-INTEREST &PENALTIES	1,170,000	1,225,000	1,194,168	973,312
1091	RETURNED CHECK CHARGE-PROP TAX	12,000	10,000	10,480	9,700
1120	LOCAL AID REVENUE	12,100,000	12,100,000	14,369,361	11,846,015
1170	FRANCHISE LICENSES	1,914,934	1,875,000	1,871,521	2,091,944
1240	EMERGENCY TENANT FEES	11,605	10,808	11,075	10,975
1255	TOWN CLERK FEES	47,500	45,000	51,894	48,016
1289	OTHER GENERAL GOVT INCOME	12,000	9,620	218,766	12,938
1550	ANIMAL CONTROL FEES	8,000	10,000	6,272	6,150
1589	OTHER PUBLIC SAFETY DEPARTMENTAL	30,000	40,000	36,855	34,310
2001	PARKS AND RECREATION	1,600,000	2,000,000	1,566,150	452,645
2010	TOWN DOCK	30,000	30,000	26,052	12,815
2012	CONCESSION FEES	10,000	10,000	15,091	2,234
2025	SPECIAL REC FACILITY CHARGES	6,980,714	6,460,126	6,583,562	3,141,055
2025.000	SPECIAL FACILITY - GOLF HARBOR LINKS	-	-	-	93,473
2089	OTHER CULTURE & REC	15,000	15,000	-	-
2401	INTEREST EARNED	20,000	5,000	19,920	115,668
2410	RENTAL OF REAL PROPERTY	84,385	89,464	134,250	149,933
2530	GAMES OF CHANCE LICENSES	200	200	40	-
2540	BINGO LICENSES AND FEES	100	500	-	-
2544	DOG LICENSE FUND APPORTIONMENT	18,000	25,000	16,563	16,812
2545	LICENSE FEES	42,000	45,000	34,470	30,910
2590	TOWN PERMITS	220,000	210,000	222,316	190,930
2610	COURT FINES	30,000	30,000	30,000	30,000
2650	RECYCLING -ALL OTHER (See Solid Wst. Man.)	-	-	633	1,309
2660	SALE OF REAL PROPERTY	-	-	45,000	-
2665	SALE OF EQUIPMENT	-	-	4,100	21,244
2680	RECOVERY OF DAMAGE TO TOWN PRPTY	-	-	-	5,303
2700	REIMB OF MEDICARE PART D EXPENSE	-	10,000	-	(2,906)
2701	REFUND OF PRIOR YEAR EXPENDITURE	20,000	10,000	57,470	79,951
2705	GIFTS & DONATIONS	10,000	25,000	28,910	19,378
2750	AIM RELATED PAYMENTS	1,023,565	1,023,565	1,023,565	1,023,565
2770	OTHER UNCLASSIFIED REVENUE	10,000	10,000	19,008	24,587
2801	INTERFUND REVENUES	-	2,000	71,384	72,150
2801.001	INTERFUND REVENUES DEBT MANAGEMENT	-	-	-	-
2801.003	INTERFUND REVENUES ADMIN CHARGE	7,873,069	7,406,715	7,149,853	6,761,729
	Subtotal	34,459,005	33,851,613	35,978,845	28,427,994

TOWN OF NORTH HEMPSTEAD

General Fund		Tentative Budget 2023	Adopted Budget 2022	Actual 2021	Actual 2020
Revenues (continued)					
3005	MORTGAGE TAX	8,500,000	8,100,000	13,224,118	9,522,798
3089	OTHER STATE AID	-	-	-	27,781
3820	YOUTH PROGRAMS	49,286	84,285	49,286	49,286
3821	RECREATIONAL CARE PROGRAM	32,552	32,552	46,401	9,842
3910	STATE AID -ENVIRONMENTAL CONSERV	35,000	37,000	32,653	37,347
3960	STATE AID, EMERGENCY DISASTER ASSISTANCE	-	-	-	77,940
4089	FEDERAL AID	-	-	2,268	-
4524	LEGAL	266,667	-	-	-
4773	FED AID-PGMS FOR THE AGING	333,000	333,000	256,913	223,535
4889	FED AID-CULTURE & RECREATION		-	5,000	5,000
4897	FEDERAL AID- OTHER CULT & REC- CAPITAL PROJECTS		-	-	197,178
4960	FEDERAL AID, EMERGENCY DISASTER ASSISTANCE	-	-	210,972	(47,646)
5031	INTERFUND TRANSFER	-	75,000	1,328,565	-
5031.001	INTERFUND TRANSFER TORT RESERVE	10,000	10,000	10,000	10,000
5031.002	INTERFUND TRANSFER WORKERS' COMP RES	25,000	25,000	25,000	25,000
5031.007	INTERFUND TRANSFER DEBT SVC PREMUIM-BAN	127,399	154,419	219,180	534,589
5031.008	INTERFUND TRANSFER CAP PROJ INTEREST	200,000	300,000	505,000	506,480
5031.009	INTERFUND TRANSFER CAPITAL PROJECTS	-	-	1,833	196
5031.010	INTERFUND TRANSFER DEBT SERVICE	848,325	1,336,283	973,277	812,116
	SOLID WASTE MANAGEMENT - See page 38	16,233,692	16,388,998		
	Total General Fund Revenues	61,119,927	60,728,150	52,869,310	40,419,436

TOWN OF NORTH HEMPSTEAD

General Fund		Tentative Budget 2023	Adopted Budget 2022	Actual 2021	Actual 2020
Department of Admininstrative Services					
A.01.1620.Administration					
1000	PERSONAL SERVICES	339,301	172,870	250,519	210,365
1300	OVERTIME	9,771	5,000	5,210	6,286
	Subtotal	349,072	177,870	255,729	216,651
4040	OFFICE SUPPLIES	8,000	8,000	9,088	8,582
4291	RENTALS	-	-	8,700	8,620
4450	CONFERENCES,SEMINARS & MEETINGS	500	500	-	-
4670	GAS AND OIL	6,000	6,000	6,551	4,687
4740	T.P.S-OPERATING EQUIPMENT	10,000	10,000	6,178	8,389
4760	TIPPING FEES-LANDFILL	4,000	4,000	3,595	-
	Subtotal	28,500	28,500	34,112	30,279
	A.01.1620.Administration	377,572	206,370	289,841	246,929
A01.1621.Town Hall I					
1000	PERSONAL SERVICES	259,680	300,118	275,434	180,041
1200	SEASONAL AND PART TIME	9,000	9,000	3,980	-
1300	OVERTIME	9,000	9,000	14,799	5,856
1400	NIGHT DIFFERENTIAL	6,200	6,200	4,946	4,970
	Subtotal	283,880	324,318	299,158	190,867
2000	CAPITAL OUTLAY AND EQUIPMENT	-	-	-	(9,935)
4054	SOFTWARE SUPPORT	900	900	691	691
4210	WATER	2,000	2,000	840	1,322
4220	HEATING/NATURAL GAS	18,000	18,000	16,793	13,886
4299	RENTALS-MISC.	400	400	303	84
4429	PROFESSIONAL SERVICES	500	500	695	170
4660	UNIFORMS & LAUNDRY	7,000	7,000	1,328	961
4715	SERVICES RENDERED BY OTHER FUNDS	4,000	4,000	5,323	4,600
4740	T.P.S-OPERATING EQUIPMENT	1,300	1,300	300	1,392
4743	T.P.S.-PLANT & GROUNDS	18,500	18,500	14,905	11,009
4751	R & M - OFFICE EQUIPMENT	550	550	275	493
4752	R & M - OPERATING EQUIPMENT	2,000	2,000	1,981	2,546
4753	R & M - PLANT & GROUNDS	6,500	6,500	33,061	(684)
4930	CONTRACTUAL SERVICES	8,000	8,000	4,968	2,059
8410	ELECTRICITY	100,000	100,000	102,198	84,739
	Subtotal	169,650	169,650	183,661	113,332
	A01.1621.Town Hall I	453,530	493,968	482,819	304,199

General Fund		Tentative Budget 2023	Adopted Budget 2022	Actual 2021	Actual 2020
Department of Administrative Services (continued)					
A.01.1622.Town Hall II					
1000	PERSONAL SERVICES	299,575	351,812	348,295	378,554
1300	OVERTIME	25,000	25,000	30,693	25,885
1400	NIGHT DIFFERENTIAL	12,000	12,000	11,015	10,586
	Subtotal	336,575	388,812	390,002	415,025
4054	SOFTWARE SUPPORT	700	700	691	691
4210	WATER	700	700	287	134
4220	HEATING/NATURAL GAS	7,000	7,000	5,070	4,544
4299	RENTALS-MISC.	330	330	200	60
4429	PROFESSIONAL SERVICES	1,000	1,000	-	85
4715	SERVICES RENDERED BY OTHER FUNDS	800	800	-	-
4740	T.P.S-OPERATING EQUIPMENT	400	400	-	-
4743	T.P.S.-PLANT & GROUNDS	12,000	12,000	9,424	8,187
4752	R & M - OPERATING EQUIPMENT	1,000	1,000	980	542
4753	R & M - PLANT & GROUNDS	25,000	25,000	11,341	7,669
4930	CONTRACTUAL SERVICES	16,000	16,000	14,884	10,467
8410	ELECTRICITY	50,000	50,000	35,297	31,156
	Subtotal	114,930	114,930	78,175	63,534
	A.01.1622.Town Hall II	451,505	503,742	468,177	478,558
A.01.1623.Locust Lane					
1000	PERSONAL SERVICES (moved to A.01.1620.1000)	-	6,396	12,654	9,277
	Subtotal	-	6,396	12,654	9,277
4210	WATER	700	700	676	612
4220	HEATING/NATURAL GAS	2,800	2,800	1,793	1,811
4429	PROFESSIONAL SERVICES	800	800	4,933	295
4715	SERVICES RENDERED BY OTHER FUNDS	-	-	6,677	-
4740	T.P.S-OPERATING EQUIPMENT	1,000	1,000	265	401
4743	T.P.S.-PLANT & GROUNDS	5,500	5,500	2,434	5,940
4753	R & M - PLANT & GROUNDS	4,000	4,000	1,290	593
4930	CONTRACTUAL SERVICES	2,000	2,000	3,309	314
8410	ELECTRICITY	6,000	6,000	8,986	4,723
	Subtotal	22,800	22,800	30,364	14,689
	A.01.1623.Locust Lane	22,800	29,196	43,017	23,966

General Fund		Tentative Budget 2023	Adopted Budget 2022	Actual 2021	Actual 2020
Department of Administrative Services (continued)					
A.01.1624.Marino Avenue					
1000	PERSONAL SERVICES (moved to A.01.1620.1000)	-	13,061	12,654	32,468
	Subtotal	-	13,061	12,654	32,468
4210	WATER	2,000	2,000	1,471	1,164
4220	HEATING/NATURAL GAS	10,000	10,000	9,254	8,062
4299	RENTALS-MISC.	50	50	43	1
4429	PROFESSIONAL SERVICES	500	500	3,734	85
4715	SERVICES RENDERED BY OTHER FUNDS	750	750	-	-
4740	T.P.S-OPERATING EQUIPMENT	750	750	-	-
4743	T.P.S.-PLANT & GROUNDS	6,000	6,000	1,972	4,129
4752	R & M - OPERATING EQUIPMENT	500	500	-	-
4753	R & M - PLANT & GROUNDS	10,000	10,000	7,502	11,653
4930	CONTRACTUAL SERVICES	2,000	2,000	342	542
8410	ELECTRICITY	22,000	22,000	19,595	20,405
	Subtotal	54,550	54,550	43,912	46,041
	A.01.1624.Marino Avenue	54,550	67,611	56,566	78,509
A.01.1625.Town Hall II Extension					
4210	WATER	200	200	32	24
4220	HEATING/NATURAL GAS	2,500	2,500	2,034	1,924
4740	T.P.S-OPERATING EQUIPMENT	100	100	-	-
4743	T.P.S.-PLANT & GROUNDS	5,000	5,000	2,599	2,718
4753	R & M - PLANT & GROUNDS	2,200	2,200	912	1,646
8410	ELECTRICITY	10,000	10,000	6,967	5,928
	Subtotal	20,000	20,000	12,544	12,240
	A.01.1625.Town Hall II Extension	20,000	20,000	12,544	12,240
A.01.1626.Great Neck Arts Center					
4220	HEATING/NATURAL GAS	2,800	2,800	2,607	2,458
4740	T.P.S-OPERATING EQUIPMENT	500	500	-	-
4743	T.P.S.-PLANT & GROUNDS	4,500	4,500	2,055	1,792
4753	R & M - PLANT & GROUNDS	6,500	6,500	2,318	-
4930	CONTRACTUAL SERVICES	13,000	13,000	11,062	11,295
8410	ELECTRICITY	13,000	13,000	9,698	10,427
	Subtotal	40,300	40,300	27,740	25,972
	A.01.1626.Great Neck Arts Center	40,300	40,300	27,740	25,972

General Fund		Tentative Budget 2023	Adopted Budget 2022	Actual 2021	Actual 2020
Department of Administrative Services (continued)					
A.01.1627.Roslyn Community Center					
1000	PERSONAL SERVICES (moved to A.01.1620.1000)		28,014	7,449	30,255
1300	OVERTIME (moved to A.01.1620.1300)		4,771	8,010	16,112
	Subtotal	-	32,785	15,459	46,367
4210	WATER	1,300	1,300	953	844
4220	HEATING/NATURAL GAS	4,300	4,300	3,424	3,684
4299	RENTALS-MISC.	150	150	-	-
4715	SERVICES RENDERED BY OTHER FUNDS	1,000	1,000	399	-
4740	T.P.S-OPERATING EQUIPMENT	100	100	-	-
4743	T.P.S.-PLANT & GROUNDS	5,000	5,000	469	5,133
4752	R & M - OPERATING EQUIPMENT	1,000	1,000	911	-
4753	R & M - PLANT & GROUNDS	5,500	5,500	3,424	9,064
4930	CONTRACTUAL SERVICES	2,000	2,000	4,058	713
8410	ELECTRICITY	26,000	26,000	26,649	24,167
	Subtotal	46,350	46,350	40,286	43,605
	A.01.1627.Roslyn Community Center	46,350	79,135	55,744	89,972
A.01.1628.Various Community Centers (moved to Parks)					
1000	PERSONAL SERVICES		-	4,218	23,192
1300	OVERTIME		-	2,279	-
		-	-	6,497	23,192
4210	WATER		-	284	176
4220	HEATING/NATURAL GAS		-	5,089	5,158
4740	T.P.S-OPERATING EQUIPMENT		-	-	-
4743	T.P.S.-PLANT & GROUNDS		-	1,035	1,772
4753	R & M - PLANT & GROUNDS		-	468	1,413
4930	CONTRACTUAL SERVICES		-	485	984
8410	ELECTRICITY		-	8,751	6,980
	Subtotal	-	-	16,112	16,484
	A.01.1628.Various Community Center	-	-	22,609	39,675

TOWN OF NORTH HEMPSTEAD					
General Fund		Tentative Budget 2023	Adopted Budget 2022	Actual 2021	Actual 2020
Department of Administrative Services (continued)					
A.01.1670.Printing & Reproduction					
1000.	PERSONAL SERVICES	52,400	45,129	106,902	87,245
	Subtotal	52,400	45,129	106,902	87,293
4020	POSTAGE	245,000	245,000	233,111	233,267
4054	SOFTWARE SUPPORT	2,000	2,000	922	922
4293	RENTAL - OFFICE EQUIPMENT (moved to IT)	-	100,000	74,436	96,817
4740	T.P.S-OPERATING EQUIPMENT	13,000	13,000	6,746	8,706
4751	R & M - OFFICE EQUIPMENT (moved to IT)	-	65,000	35,893	37,427
4752	R & M - OPERATING EQUIPMENT	1,000	1,000	856	-
	Subtotal	261,000	426,000	351,964	377,139
	A.01.1670.Printing & Reproduction	313,400	471,129	458,866	464,433
	Total Department of Administrative Services	1,780,007	1,911,451	1,917,923	1,764,453

TOWN OF NORTH HEMPSTEAD					
General Fund		Tentative Budget 2023	Adopted Budget 2022	Actual 2021	Actual 2020
Departments of Community Services & Services for the Aging					
A.02.6310.Administration					
1000	PERSONAL SERVICES	261,677	261,676	209,542	237,575
	Subtotal	261,677	261,676	209,542	237,575
4299	RENTALS-MISC.	5,785	3,652	5,901	2,096
4741	OFFICE EQUIPMENT	3,500	3,500	3,380	1,705
	Subtotal	9,285	7,152	9,281	3,801
	A.02.6310.Administration	270,962	268,828	218,824	241,376
A.02.6772.Prog for the Aging					
1000	PERSONAL SERVICES (Jones Fund Stipends)	6,000	6,000	4,500	6,000
	A.02.6772.Prog for the Aging	6,000	6,000	4,500	6,000
A.02.7310.Human Res & Youth Pro					
1000	PERSONAL SERVICES	171,443	170,582	122,670	119,748
1200	SEASONAL AND PART TIME	47,472	48,984	31,372	27,297
1300	OVERTIME	12,122	17,785	7,104	803
	Subtotal	231,037	237,351	161,146	147,849
4210	WATER	750	750	444	310
4660	UNIFORMS & LAUNDRY	1,250	1,250	571	483
4670	GAS AND OIL	10,000	10,000	4,863	2,592
4715	SERVICES RENDERED BY OTHER FUNDS	500	500	-	-
4890	SPECIAL EVENTS	132,500	111,000	91,259	35,792
4892	SPONSORSHIP	75,000	75,000	75,000	75,000
4901	RECREATION CARE PROGRAM	-	-	174,179	153,935
4928	ASSISTANCE TO ORGS YOUTH	15,000	15,000	-	-
6791	N. HEMPSTEAD HOUSING AUTHORITY	148,586	148,586	148,586	148,586
8410	ELECTRICITY	5,000	5,000	5,796	4,493
	Subtotal	388,586	367,086	500,698	421,190
	A.02.7310.Human Res & Youth Pro	619,623	604,437	661,844	569,039
	Total Community Services and Jones Fund	896,585	879,265	885,168	816,415

General Fund		Tentative Budget 2023	Adopted Budget 2022	Actual 2021	Actual 2020
Departments of Community Services & Services for the Aging (continued)					
A.34.6773.Dept of Community Services/Aging					
1000	PERSONAL SERVICES	865,182	760,232	762,475	756,144
1200	SEASONAL AND PART TIME	33,024	33,024	24,130	33,037
1300	OVERTIME	29,878	21,635	15,391	16,798
1400	NIGHT DIFFERENTIAL	2,000	2,000	1,714	1,307
	Subtotal	930,084	816,891	803,709	807,287
4299	RENTALS-MISC.	16,000	16,000	16,000	16,000
4429	PROFESSIONAL SERVICES	603,852	589,457	503,060	553,485
4450	CONFERENCES,SEMINARS & MEETINGS	500	500	-	40
4460	PUBLIC INFORMATION & EDUCATION	27,230	52,695	14,130	20,355
4715	SERVICES RENDERED BY OTHER FUNDS	2,000	2,000	804	1,004
4743	T.P.S.-PLANT & GROUNDS	1,500	1,500	671	2,994
4752	R & M - OPERATING EQUIPMENT	17,000	13,000	3,425	7,657
4903	RECREATION PROGRMS	32,200	94,000	60,415	67,815
4903.001	RECREATION PROGRAMS Fitness Instructors	99,400	31,480	-	-
4931	ASSISTANCE TO ORGS-SENIORS	254,250	271,750	258,230	225,758
4932	TRANSPORTATION SENIORS	506,599	568,879	471,233	316,186
6789	VETERANS' SERVICES	18,150	18,675	4,721	3,675
6790	TAX ABATEMENT-SENIOR CITIZENS	24,000	23,000	22,107	20,047
	Subtotal	1,602,681	1,682,936	1,354,797	1,235,015
	Total Department of Services for the Aging	2,532,765	2,499,827	2,158,506	2,042,302
	Total Departments of Community Services, Jones Fund & Services for the Aging	3,429,350	3,379,092	3,043,674	2,858,717

TOWN OF NORTH HEMPSTEAD

General Fund		Tentative Budget 2023	Adopted Budget 2022	Actual 2021	Actual 2020
Office of The Comptroller					
A.03.1315.Comptroller					
1000	PERSONAL SERVICES	848,059	1,024,659	822,283	840,611
1200	SEASONAL AND PART TIME	87,300	102,000	121,975	149,861
1300	OVERTIME	4,000	4,000	2,086	643
	Subtotal	939,359	1,130,659	946,344	991,115
4010	STATIONERY & PRINTING	750	750	-	329
4030	BOOKS AND PUBLICATIONS	-	-	-	513
4040	OFFICE SUPPLIES	2,000	3,500	626	322
4050	DATA PROCESSING	55,000	55,000	48,644	49,670
4429.	PROFESSIONAL SERVICES	216,000	206,100	135,776	142,413
4429.001	PROFESSIONAL SERVICES AUDITOR	134,347	121,767	119,854	109,289
4450	CONFERENCES,SEMINARS & MEETINGS	3,500	3,500	1,019	1,467
4700	Dues & Subscriptions	6,500	6,500	3,745	4,396
4970	OTHER OPERATING EXPENSES	-	-	-	-
	Subtotal	418,097	397,117	309,665	308,398
	A.03.1315.Comptroller	1,357,456	1,527,776	1,256,009	1,299,514
A.03.1316.Grants / Town Stat (Moved to Finance)					
1000	PERSONAL SERVICES		-	96,811	84,705
1300	OVERTIME		-	1,691	3,783
	A.03.1316.Grants / Town Stat (Moved to Finance)	-	-	98,501	88,488
A.04.1320.Internal Audit					
1200	SEASONAL AND PART TIME	20,000	20,000	14,940	8,734
	Subtotal	20,000	20,000	14,940	8,734
4429	PROFESSIONAL SERVICES	20,000	30,000	5,383	30,000
	Subtotal	20,000	30,000	5,383	30,000
	A.04.1320.Internal Audit	40,000	50,000	20,322	38,734
Fund-wide Financial Services					
4430	FISCAL AGENT FEES	20,000	20,000	2,410	11,580
4261	INSURANCE, FIRE & LIABILITY ETC.	793,972	582,850	467,776	422,355
4993	TAXES & ASSESMENTS	75,800	75,800	46,087	46,142
4400	CONTINGENCY	225,000	300,000	-	-
4533	NASSAU COUNTY CHARGEBACK	2,300,000	2,200,000	2,349,819	2,657,322
4300	EMERGENCY TENANT PROTECTION ACT	10,000	10,000	9,040	9,260
	Fund-wide Financial Services	3,424,772	3,188,650	2,875,133	3,146,659
	Total Office of the Comptroller	4,822,228	4,766,426	4,249,965	4,573,393

TOWN OF NORTH HEMPSTEAD

General Fund		Tentative Budget 2023	Adopted Budget 2022	Actual 2021	Actual 2020
Department of Human Resources					
A.04.1310.Admin and Benefits					
1000	PERSONAL SERVICES	380,975	370,412	363,388	431,688
1200	SEASONAL AND PART TIME	50,000	56,700	39,974	18,583
	Subtotal	430,975	427,112	403,363	450,271
4030	BOOKS AND PUBLICATIONS	500	500	-	219
4040	OFFICE SUPPLIES	3,000	5,000	325	-
4200	MANDATORY DRUG TESTING	2,000	1,500	532	1,310
4429	PROFESSIONAL SERVICES	68,000	64,000	49,560	47,754
4450	CONFERENCES,SEMINARS & MEETINGS	500	500	250	-
4531	EMPLOYEE TRAINING PROGRAMS	5,000	5,000	5,870	1,880
4970	OTHER OPERATING EXPENSES	4,000	4,000	1,930	138
4999	MISCELLANEOUS	-	-	-	425
	Subtotal	83,000	80,500	58,467	51,726
	A.04.1310.Admin and Benefits	513,975	507,612	461,829	501,997
Fund-wide Benefits and Payroll Related					
8010	STATE RETIREMENT	3,299,759	2,668,683	2,682,485	2,381,063
8011	NYS EMPL RETIREMENT DEFERRAL REPAYMENT	315,825	438,210	509,256	498,062
1980.4	MTA PAYROLL TAX EMPLOYEE BENEFIT	45,000	45,000	43,516	36,869
8030	SOCIAL SECURITY TXS-EMPLOYER	1,639,714	1,554,714	1,643,725	1,502,895
8040	WORKERS COMP	339,099	343,919	474,164	673,517
8040.002	WORKERS COMP WORKERS COMP ADMIN FEES	15,408	16,328	16,328	22,845
8050	UNEMPLOYMENT EXPENSES	15,000	15,000	-	8,470
8055	DISABILITY INSURANCE	1,000	1,000	-	-
8061	HEALTH	7,828,629	6,366,830	5,837,497	5,643,070
8062	DENTAL	317,800	296,228	279,105	262,993
8063	OPTICAL	23,600	20,000	18,939	18,858
4525	CSEA LEGAL FEES	17,000	15,335	14,773	14,345
8064	HEALTH & MEDICAL REIMB.	95,750	90,500	87,067	83,233
	Fund-wide Benefits and Payroll Related	13,953,585	11,871,747	11,606,854	11,146,220
	Total Department of Human Resources	14,467,559	12,379,359	12,068,683	11,648,217

TOWN OF NORTH HEMPSTEAD

General Fund		Tentative Budget 2023	Adopted Budget 2022	Actual 2021	Actual 2020
Department of Information Technology					
A.27.1680.Information Technology Admin					
1000	PERSONAL SERVICES	856,215	834,116	842,699	800,261
1200	SEASONAL AND PART TIME	30,000	77,940	71,037	63,786
1300	OVERTIME	17,500	15,000	34,587	9,584
	Subtotal	903,715	927,056	948,323	873,631
4010	STATIONERY & PRINTING	500	500	491	21
4054	SOFTWARE SUPPORT	728,800	727,300	607,658	528,575
4060	COMPUTER SUPPLIES	25,000	25,000	25,083	20,061
4063	COMPUTER EQUIPMENT MAINTENANCE	87,450	87,450	73,687	68,547
4190	TELEPHONE AND COMMUNICATIONS	342,700	342,700	313,706	253,418
4221	GPS TRACKING	33,300	33,300	31,626	30,607
4222	INTERNET SERVICE PROVIDER	209,060	209,060	162,100	183,914
4293	RENTAL - OFFICE EQUIPMENT (moved from A.01.1670)	100,000			
4429	PROFESSIONAL SERVICES	30,000	10,000	3,149	6,538
4450	CONFERENCES,SEMINARS & MEETINGS	2,300	2,300	-	-
4751	R & M - OFFICE EQUIPMENT (moved from A.01.1670)	50,000			
	Subtotal	1,609,110	1,437,610	1,217,499	1,091,681
	Total Department of Information Technology	2,512,825	2,364,666	2,165,822	1,965,312
311 - Call Center					
A.30.1480.311 Call Center					
1000	PERSONAL SERVICES	340,053	315,063	331,157	313,010
1200	SEASONAL AND PART TIME	256,218	245,000	222,548	220,803
1300	OVERTIME	-	-	210	1,599
	Subtotal	596,271	560,063	553,915	535,411
4040	OFFICE SUPPLIES	2,000	2,000	1,245	1,053
4930	CONTRACTUAL SERVICES	5,868	5,868	5,762	3,900
	Subtotal	7,868	7,868	7,007	4,953
	Total 311 - Call Center	604,139	567,931	560,922	540,364

TOWN OF NORTH HEMPSTEAD					
General Fund		Tentative Budget 2023	Adopted Budget 2022	Actual 2021	Actual 2020
Department of Parks and Recreation					
A.05.7020.Administration					
1000	PERSONAL SERVICES	1,236,943	1,081,629	925,428	806,484
1200	SEASONAL AND PART TIME	21,090	20,995	28,794	25,715
1300	OVERTIME	8,500	8,500	19,695	15,319
1400	NIGHT DIFFERENTIAL	4,000	3,000	3,722	3,646
	Subtotal	1,270,533	1,114,124	977,639	851,164
4010	STATIONERY & PRINTING	4,000	4,000	3,886	3,892
4291	RENTALS	15,000	15,000	15,000	15,000
4299	RENTALS-MISC.	-	-	-	2,547
4670	GAS AND OIL	75,000	69,000	84,094	40,279
4715	SERVICES RENDERED BY OTHER FUNDS	60,000	60,000	60,000	60,000
4660	UNIFORMS & LAUNDRY	83,000	83,000	57,857	71,655
4740	T.P.S-OPERATING EQUIPMENT	70,000	70,000	61,817	30,833
4901	RECREATION CARE PROGRAM	176,710	176,710	-	-
4930	CONTRACTUAL SERVICES	75,000	30,000	39,763	31,008
4931	ASSISTANCE TO ORGS-SENIORS	58,000	58,000	54,928	1,549
4999	MISCELLANEOUS	-	-	1,285	12,791
	Subtotal	616,710	565,710	378,630	269,555
	A.05.7020.Administration	1,887,243	1,679,834	1,356,268	1,120,719
A.05.7110.Clark Mem Bot Garden					
1000	PERSONAL SERVICES	444,334	388,520	400,521	319,225
1200	SEASONAL AND PART TIME	37,040	35,441	29,277	34,577
1300	OVERTIME	10,000	8,000	22,200	4,725
1400	NIGHT DIFFERENTIAL	2,000	1,000	671	247
	Subtotal	493,374	432,961	452,668	358,774
4210	WATER	4,000	4,000	12,833	3,971
4220	HEATING/NATURAL GAS	16,500	16,500	17,120	11,537
4440	CREDIT CARD FEES	250	250	295	260
4740	T.P.S-OPERATING EQUIPMENT	3,000	3,000	4,075	1,424
4743	T.P.S.-PLANT & GROUNDS	14,000	14,000	14,875	11,465
4753	R & M - PLANT & GROUNDS	3,000	2,500	6,023	315
4930	CONTRACTUAL SERVICES	35,000	25,000	29,153	21,717
4930.005	CONTRACTUAL SERVICES GRANT RELATED EXPENS	-	-	975	22,796
8410	ELECTRICITY	17,000	17,000	17,361	15,947
	Subtotal	92,750	82,250	102,709	89,432
	A.05.7110.Clark Mem Bot Garden	586,124	515,211	555,378	448,206

General Fund		Tentative Budget 2023	Adopted Budget 2022	Actual 2021	Actual 2020
Department of Parks and Recreation *(continued)*					
A.05.7111.Satellite Parks					
1000	PERSONAL SERVICES	814,977	806,561	827,307	637,765
1200	SEASONAL AND PART TIME	135,940	109,917	137,750	116,421
1300	OVERTIME	45,000	45,000	61,805	48,507
1400	NIGHT DIFFERENTIAL	2,000	1,500	187	1,058
	Subtotal	997,917	962,978	1,027,049	803,751
4210	WATER	50,000	50,000	54,448	40,062
4220	HEATING/NATURAL GAS	35,000	30,000	26,657	23,446
4680	CHEMICALS & TESTING	10,000	5,000	2,391	1,561
4715	SERVICES RENDERED BY OTHER FUNDS	79,000	79,000	78,252	31,850
4740	T.P.S-OPERATING EQUIPMENT	20,000	20,000	15,864	9,698
4743	T.P.S.-PLANT & GROUNDS	50,000	42,000	36,668	42,092
4752	R & M - OPERATING EQUIPMENT	5,000	5,000	558	1,313
4753	R & M - PLANT & GROUNDS	25,000	25,000	24,569	19,216
4760	TIPPING FEES-LANDFILL	85,000	85,000	130,901	55,147
4890	SPECIAL EVENTS	154,000	154,000	242,265	137,797
4902	RECREATION SUPPLIES	30,000	20,000	17,674	7,367
4909	RECREATION PROGRAM-OTHER	-	-	3,749	1,933
4930	CONTRACTUAL SERVICES	42,500	42,500	84,697	27,043
8410	ELECTRICITY	102,000	102,000	90,089	91,631
	Subtotal	687,500	659,500	808,785	490,156
	A.05.7111.Satellite Parks & Care Program	1,685,417	1,622,478	1,835,834	1,293,908
A.05.7112.Parks Trades Crew					
1000	PERSONAL SERVICES	479,641	409,717	390,685	275,828
1200	SEASONAL AND PART TIME	-	10,385	7,681	16,931
1300	OVERTIME	30,000	23,000	64,407	30,723
	Subtotal	509,641	443,102	462,772	323,482
4743	T.P.S.-PLANT & GROUNDS	15,000	11,000	15,048	3,160
	Subtotal	15,000	11,000	15,048	3,160
	A.05.7112.Parks Trades Crew	524,641	454,102	477,821	326,642
A.05.7136.Parks Vehicle Repair Facility					
1000	PERSONAL SERVICES	208,671	158,131	164,202	147,139
1300	OVERTIME	35,000	25,000	60,460	27,232
	Subtotal	243,671	183,131	224,662	174,370
4752	R & M - OPERATING EQUIPMENT	80,000	55,000	84,562	54,700
4930	CONTRACTUAL SERVICES	16,000	6,000	3,218	5,837
	Subtotal	96,000	61,000	87,779	60,537
	A.05.7136.Parks Vehicle Repair Facility	339,671	244,131	312,441	234,907

General Fund		Tentative Budget 2023	Adopted Budget 2022	Actual 2021	Actual 2020
Department of Parks and Recreation *(continued)*					
A.05.7140.Community Center (Formally in Admin Services)					
4210	WATER	1,000	1,000	-	-
4220	HEATING/NATURAL GAS	6,500	6,500	-	-
4743	T.P.S.-PLANT & GROUNDS	4,000	4,000	-	-
4930	CONTRACTUAL SERVICES	4,000	4,000	-	-
8410	ELECTRICITY	13,000	13,000	-	-
	Subtotal	28,500	28,500	-	-
	A.05.7140.Community Center	28,500	28,500	-	-
A.05.7141.Yes We Can Community Center					
1000	PERSONAL SERVICES	733,811	718,181	551,753	484,350
1200	SEASONAL AND PART TIME	330,140	440,140	415,253	362,945
1300	OVERTIME	25,000	16,000	25,991	17,808
1400	NIGHT DIFFERENTIAL	20,000	16,000	14,143	6,307
	Subtotal	1,108,951	1,190,321	1,007,140	871,410
4010	STATIONERY & PRINTING	5,000	5,000	-	-
4210	WATER	1,500	1,500	951	338
4220	HEATING/NATURAL GAS	4,500	4,500	3,674	2,790
4440	CREDIT CARD FEES	1,500	1,500	1,193	1,567
4450	CONFERENCES,SEMINARS & MEETINGS	5,000	5,000	1,573	-
4740	T.P.S-OPERATING EQUIPMENT	2,500	2,500	1,446	1,973
4743	T.P.S.-PLANT & GROUNDS	17,000	15,000	14,363	19,905
4753	R & M - PLANT & GROUNDS	8,000	5,000	4,960	4,045
4890	SPECIAL EVENTS	-	-	2,448	-
4901	RECREATION CARE PROGRAM	5,000	-	-	-
4902	RECREATION SUPPLIES	-	35,000	14,596	-
4903	RECREATION PROGRAMS	25,000	20,000	21,001	19,811
4909	RECREATION PROGRAMS OTHER	7,000	7,000	-	-
4930	CONTRACTUAL SERVICES	60,000	50,000	38,953	25,284
8410	ELECTRICITY	150,000	150,000	192,103	158,476
	Subtotal	292,000	302,000	297,259	234,188
	A.05.7141.Yes We Can Community Center	1,400,951	1,492,321	1,304,399	1,105,598

General Fund		Tentative Budget 2023	Adopted Budget 2022	Actual 2021	Actual 2020
Department of Parks and Recreation *(continued)*					
A.05.7181.Tully Park					
1000	PERSONAL SERVICES	928,941	933,967	848,487	851,258
1200	SEASONAL AND PART TIME	486,618	500,251	469,370	560,739
1300	OVERTIME	30,000	30,000	54,443	41,752
1400	NIGHT DIFFERENTIAL	15,500	15,500	11,245	9,228
	Subtotal	1,461,059	1,479,718	1,383,545	1,462,976
4210	WATER	35,000	35,000	61,010	35,020
4220	HEATING/NATURAL GAS	70,000	70,000	46,658	59,475
4440	CREDIT CARD FEES	14,000	14,000	11,301	6,720
4680	CHEMICALS & TESTING	8,500	7,500	8,041	4,019
4740	T.P.S-OPERATING EQUIPMENT	10,000	10,000	9,340	8,254
4743	T.P.S.-PLANT & GROUNDS	35,000	35,000	29,668	31,927
4753	R & M - PLANT & GROUNDS	50,000	40,000	34,917	25,029
4930	CONTRACTUAL SERVICES	80,000	65,000	44,521	43,312
8410	ELECTRICITY	350,000	350,000	296,597	293,883
	Subtotal	652,500	626,500	542,053	507,639
	A.05.7181.Tully Park	2,113,559	2,106,218	1,925,598	1,970,615
A.05.7182.Manorhaven Park					
1000	PERSONAL SERVICES	445,750	368,596	407,133	410,293
1200	SEASONAL AND PART TIME	330,859	329,915	412,535	244,775
1300	OVERTIME	26,000	26,000	29,006	27,476
1400	NIGHT DIFFERENTIAL	1,500	1,500	346	-
	Subtotal	804,109	726,011	849,020	682,545
4210	WATER	25,000	20,000	66,638	15,513
4220	HEATING/NATURAL GAS	21,000	21,000	16,642	12,629
4440	CREDIT CARD FEES	9,000	9,000	8,063	355
4680	CHEMICALS & TESTING	35,000	32,000	33,051	18,037
4740	T.P.S-OPERATING EQUIPMENT	15,000	15,000	13,740	13,658
4743	T.P.S.-PLANT & GROUNDS	28,500	28,500	22,396	25,613
4753	R & M - PLANT & GROUNDS	11,000	11,000	12,315	9,073
4930	CONTRACTUAL SERVICES	31,200	20,000	11,404	14,036
8410	ELECTRICITY	124,000	124,000	126,984	106,573
	Subtotal	299,700	280,500	311,233	215,487
	A.05.7182.Manorhaven Park	1,103,809	1,006,511	1,160,254	898,032

General Fund		Tentative Budget 2023	Adopted Budget 2022	Actual 2021	Actual 2020
Department of Parks and Recreation *(continued)*					
A.05.7183.North Hempstead Beach Park					
1000	PERSONAL SERVICES	646,820	688,771	701,535	599,442
1200	SEASONAL AND PART TIME	287,048	283,414	193,481	145,079
1300	OVERTIME	75,000	75,000	111,288	125,786
1400	NIGHT DIFFERENTIAL	2,500	2,500	59	159
	Subtotal	1,011,368	1,049,685	1,006,362	870,466
4210	WATER	30,000	24,000	34,635	43,499
4220	HEATING/NATURAL GAS	16,000	12,000	10,298	7,892
4440	CREDIT CARD FEES	2,000	2,000	4,274	450
4740	T.P.S-OPERATING EQUIPMENT	15,000	10,000	13,643	6,658
4743	T.P.S.-PLANT & GROUNDS	60,000	45,000	39,257	33,658
4753	R & M - PLANT & GROUNDS	25,000	20,000	21,704	7,872
4930	CONTRACTUAL SERVICES	40,000	15,000	26,002	9,086
8410	ELECTRICITY	100,000	100,000	93,723	88,399
	Subtotal	288,000	228,000	243,537	197,515
	A.05.7183.North Hempstead Beach Park	1,299,368	1,277,685	1,249,899	1,067,981
A.05.7184.Town Dock & Harbor Patrol					
4753	R & M - PLANT & GROUNDS	6,000	4,000	7,305	7,878
4930	CONTRACTUAL SERVICES	15,000	14,580	19,359	8,462
	A.05.7184.Town Dock & Harbor Patrol	21,000	18,580	26,664	16,340

TOWN OF NORTH HEMPSTEAD					
General Fund		Tentative Budget 2023	Adopted Budget 2022	Actual 2021	Actual 2020
Department of Parks and Recreation *(continued)*					
A.05.7185.Whitney Pond Pk / Man Valley Pk					
1000	PERSONAL SERVICES	512,060	537,001	471,369	481,571
1200	SEASONAL AND PART TIME	127,420	137,166	142,021	80,640
1300	OVERTIME	25,000	20,000	43,788	17,592
1400	NIGHT DIFFERENTIAL	1,000	500	222	256
	Subtotal	665,480	694,667	657,400	580,058
4210	WATER	7,500	6,500	7,726	9,835
4220	HEATING/NATURAL GAS	6,500	4,500	6,204	4,842
4440	CREDIT CARD FEES	500	200	-	143
4680	CHEMICALS & TESTING	9,000	7,000	10,364	6,865
4740	T.P.S-OPERATING EQUIPMENT	12,000	6,000	8,311	3,975
4743	T.P.S.-PLANT & GROUNDS	12,000	10,000	19,936	5,347
4753	R & M - PLANT & GROUNDS	10,000	5,000	11,440	4,840
4930	CONTRACTUAL SERVICES	14,550	5,000	6,794	5,941
8410	ELECTRICITY	65,000	65,000	74,142	66,419
	Subtotal	137,050	109,200	144,918	108,207
	A.05.7185.Whitney Pond Pk / Man Valley Pk	802,530	803,867	802,318	688,265
A.05.7200.Parks Security					
1000	PERSONAL SERVICES	820,442	804,110	849,364	784,382
1200	SEASONAL AND PART TIME	140,135	133,290	146,535	151,296
1300	OVERTIME	60,000	60,000	140,097	90,860
1400	NIGHT DIFFERENTIAL	42,000	42,000	44,255	40,256
	Subtotal	1,062,577	1,039,400	1,180,251	1,066,795
4970	OTHER OPERATING EXPENSES	7,000	7,000	10,839	1,227
	Subtotal	7,000	7,000	10,839	1,227
	A.05.7200.Parks Security	1,069,577	1,046,400	1,191,090	1,068,021
A.05.5142.SNOW REMOVAL					
1300	OVERTIME	-	-	125,762	30,305
	A.05.5142.SNOW REMOVAL	-	-	125,762	30,305
	Total Parks & Recreation (without Harbor Links Golf Course)	12,862,390	12,295,838	12,323,727	10,269,539

General Fund		Tentative Budget 2023	Adopted Budget 2022	Actual 2021	Actual 2020
Department of Parks and Recreation *(continued)*					
Harbor Links Golf Course					
A.05.7991.Harbor Links Admin					
4005.001	PERSONAL SERVICES ADMIN	509,218	485,509	472,798	473,879
4005.006	PERSONAL SERVICES WORKERS' COMPENSATION	90,000	90,000	57,457	42,937
	Subtotal	599,218	575,509	530,255	516,816
4010	STATIONERY & PRINTING	3,000	2,400	2,346	-
4020	POSTAGE	1,500	1,500	499	1,249
4040	OFFICE SUPPLIES	2,000	2,000	1,989	2,296
4060	COMPUTER SUPPLIES	2,000	2,000	1,131	273
4190	TELEPHONE AND COMMUNICATIONS	8,500	10,000	7,174	7,288
4210	WATER	18,500	13,500	17,070	9,164
4261	INSURANCE, FIRE & LIABILITY ETC.	130,000	130,664	122,805	118,470
4291.001	RENTALS TRAILERS AND CARTS	18,000	18,000	18,000	18,000
4293	RENTAL - OFFICE EQUIPMENT	400	400	199	199
4429	PROFESSIONAL SERVICES	4,000	4,000	2,250	2,250
4450	CONFERENCES,SEMINARS & MEETINGS	3,000	2,000	1,425	-
4460	PUBLIC INFORMATION & EDUCATION	8,000	8,000	4,429	5,431
4670	GAS AND OIL	45,000	40,000	33,919	17,025
4750	REPAIRS & MAINTENANCE	30,000	30,000	27,946	36,560
4760	TIPPING FEES-LANDFILL	500	500	-	-
4830	SEWER DISPOSAL CHARGES	12,000	9,912	7,145	6,949
4970	OTHER OPERATING EXPENSES	200,000	200,000	200,000	200,000
4971	LICENSES & PERMITS	9,000	8,000	5,104	5,988
4999	MISCELLANEOUS	15,000	15,000	8,785	17,996
8410	ELECTRICITY	190,000	180,000	175,177	125,540
	Subtotal	700,400	677,876	637,393	574,681
	A.05.7991.Harbor Links Admin	1,299,618	1,253,385	1,167,648	1,091,497
A.05.7992.Golf Shop					
4005.002	PERSONAL SERVICES HARBOR LINKS GOLF SHOP	536,846	523,940	510,520	335,608
	Subtotal	536,846	523,940	510,520	335,608
4006	GOLF PROFESSIONALS	450,000	376,000	456,396	274,306
4011	PURCHASES	300,000	252,700	253,789	48,866
4429	PROFESSIONAL SERVICES	9,000	9,000	7,694	8,599
4440	CREDIT CARD FEES	115,000	96,875	114,722	81,795
4660	UNIFORMS & LAUNDRY	4,000	3,000	1,084	2,455
4740	T.P.S-OPERATING EQUIPMENT	10,000	10,000	5,494	6,375
4999	MISCELLANEOUS	6,000	6,000	4,011	3,188
	Subtotal	894,000	753,575	843,191	425,584
	A.05.7992.Golf Shop	1,430,846	1,277,515	1,353,711	761,192

General Fund		Tentative Budget 2023	Adopted Budget 2022	Actual 2021	Actual 2020
Department of Parks and Recreation *(continued)*					
Harbor Links Golf Course (continued)					
A.05.7993.Golf Course Maint					
4005.003	PERSONAL SERVICES GOLF COURSE MAINT.	1,247,646	1,237,078	1,017,389	801,985
	Subtotal	1,247,646	1,237,078	1,017,389	801,985
4210	WATER	120,000	120,000	64,148	122,537
4450	CONFERENCES,SEMINARS & MEETINGS	3,000	3,000	985	-
4660	UNIFORMS & LAUNDRY	3,000	2,000	-	-
4715	SERVICES RENDERED BY OTHER FUNDS	-	-	-	202
4740	T.P.S-OPERATING EQUIPMENT	400,000	390,000	352,970	313,001
4752	R & M - OPERATING EQUIPMENT	57,500	54,500	48,627	43,805
4753	R & M - PLANT & GROUNDS	30,500	30,500	29,970	9,552
4758	R & M - IRRIGATION	42,000	40,000	16,969	21,349
4970	OTHER OPERATING EXPENSES	3,500	3,500	2,104	2,980
4999	MISCELLANEOUS	5,000	5,000	1,074	1,270
8410	ELECTRICITY	72,000	65,000	63,541	63,647
	Subtotal	736,500	713,500	580,388	578,342
	A.05.7993.Golf Course Maint	1,984,146	1,950,578	1,597,777	1,380,327
A.05.7994.Cart Department					
4005.004	PERSONAL SERVICES HARBOR LINKS CART DEPT	148,358	131,340	130,418	86,467
	Subtotal	148,358	131,340	130,418	86,467
4291.001	RENTALS TRAILERS AND CARTS	206,078	220,000	190,787	184,278
4740	T.P.S-OPERATING EQUIPMENT	35,000	25,000	19,253	21,475
4752	R & M - OPERATING EQUIPMENT	7,000	6,000	9,580	9,974
	Subtotal	248,078	251,000	219,620	215,727
	A.05.7994.Cart Department	396,436	382,340	350,038	302,194
A.05.7995.Food & Bev Operations					
4005.005	PERSONAL SERVICES FOOD AND BEVERAGES	968,615	894,517	791,620	475,763
	Subtotal	968,615	894,517	791,620	475,763
4011	PURCHASES	610,212	521,587	476,904	80,377
4440	CREDIT CARD FEES	6,946	6,653	6,670	2,549
4460	PUBLIC INFORMATION & EDUCATION	18,000	16,000	13,705	17,191
4660	UNIFORMS & LAUNDRY	3,000	2,000	-	744
4749	CLUBHOUSE OPERATION SUPPLIES	25,000	24,000	14,367	8,828
4752	R & M - OPERATING EQUIPMENT	85,000	75,000	74,012	11,938
4999	MISCELLANEOUS	13,000	13,000	5,631	8,145
	Subtotal	761,158	658,240	591,289	129,772
	A.05.7995.Food & Bev Operations	1,729,773	1,552,757	1,382,909	605,536
	Total Harbor Links Golf Course	6,840,819	6,416,575	5,852,083	4,140,746
	Total Department of Parks and Recreation	19,703,208	18,712,413	18,175,809	14,410,285

TOWN OF NORTH HEMPSTEAD					
General Fund		Tentative Budget 2023	Adopted Budget 2022	Actual 2021	Actual 2020
Department of Public Safety					
A.06.3010.Administration					
1000	PERSONAL SERVICES	300,020	283,524	281,235	206,993
1300	OVERTIME	-	-	322	674
	Subtotal	300,020	283,524	281,557	207,667
4010	STATIONERY & PRINTING	1,120	1,120	121	899
4429	PROFESSIONAL SERVICES	1,500	1,500	-	-
4450	CONFERENCES,SEMINARS & MEETINGS	5,760	4,800	3,771	-
4715	SERVICES RENDERED BY OTHER FUNDS	500	500	35	5,336
4741	OFFICE EQUIPMENT	640	640	431	341
4970	OTHER OPERATING EXPENSES	1,300	1,300	553	723
	Subtotal	10,820	9,860	4,911	7,299
	A.06.3010.Administration	310,840	293,384	286,468	214,966
A.06.3510.Animal Shelter					
1000	PERSONAL SERVICES	550,010	597,120	598,285	543,774
1200	SEASONAL AND PART TIME	49,500	49,500	30,963	41,832
1300	OVERTIME	22,000	22,000	16,603	20,315
	Subtotal	621,510	668,620	645,851	605,921
4010	STATIONERY & PRINTING	1,800	1,500	524	714
4110	SUPPLIES & MATERIALS	14,400	14,400	5,798	8,017
4429	PROFESSIONAL SERVICES	134,000	110,000	134,349	123,325
4450	CONFERENCES,SEMINARS & MEETINGS	700	700	434	150
4527	CONSULTING & PROF. SERVICES	24,000	20,000	15,269	17,548
4660	UNIFORMS & LAUNDRY	10,000	4,000	1,160	4,938
4670	GAS AND OIL	3,000	3,000	317	251
4715	SERVICES RENDERED BY OTHER FUNDS	4,000	4,000	410	673
4740	T.P.S-OPERATING EQUIPMENT	5,000	5,000	3,374	1,295
4751	R & M - OFFICE EQUIPMENT	1,680	1,400	186	151
4752	R & M - OPERATING EQUIPMENT	1,400	1,400	883	178
4970	OTHER OPERATING EXPENSES	1,200	1,000	143	590
	Subtotal	201,180	166,400	162,846	157,830
	A.06.3510.Animal Shelter	822,690	835,020	808,697	763,751
A.06.3985.Town Docks					
4210	WATER	2,500	2,500	1,396	4,020
4220	HEATING/NATURAL GAS	2,500	2,500	2,648	1,999
4743	T.P.S.-PLANT & GROUNDS	8,000	8,000	5,105	4,398
4753	R & M - PLANT & GROUNDS	1,200	1,000	-	-
8410	ELECTRICITY	13,500	13,500	12,501	11,754
	Subtotal	27,700	27,500	21,650	22,172
	A.06.3985.Town Docks	27,700	27,500	21,650	22,172

TOWN OF NORTH HEMPSTEAD					
General Fund		Tentative Budget 2023	Adopted Budget 2022	Actual 2021	Actual 2020
Department of Public Safety (continued)					
A.06.3989.Security/Harbor Patrol					
1000	PERSONAL SERVICES	230,649	227,003	220,773	213,718
1200	SEASONAL AND PART TIME	180,222	150,222	127,896	117,733
1300	OVERTIME	20,000	12,000	12,812	13,254
1400	NIGHT DIFFERENTIAL	2,500	2,500	2,578	2,068
	Subtotal	433,371	391,725	364,059	346,773
4110	SUPPLIES & MATERIALS	4,800	4,000	3,333	2,061
4210	WATER	360	300	157	179
4450	CONFERENCES,SEMINARS & MEETINGS	7,000	-	-	-
4660	UNIFORMS & LAUNDRY	87,977	10,000	596	1,157
4670	GAS AND OIL	33,600	28,000	18,999	15,839
4715	SERVICES RENDERED BY OTHER FUNDS	800	800	552	517
4740	T.P.S-OPERATING EQUIPMENT	16,000	8,000	10,679	4,030
4752	R & M - OPERATING EQUIPMENT	33,500	10,000	7,123	6,919
4930	CONTRACTUAL SERVICES	20,000	-	-	-
4970	OTHER OPERATING EXPENSES	672	560	451	236
	Subtotal	204,709	61,660	41,890	30,940
	A.06.3989.Security/Harbor Patrol	638,080	453,385	405,948	377,713
A.06.3990.Emergency Management Services					
1000	PERSONAL SERVICES	131,180	130,065	146,078	114,765
1300	OVERTIME	15,000	15,000	38,095	39,949
	Subtotal	146,180	145,065	184,173	154,714
4670	GAS AND OIL	2,880	2,400	2,799	2,064
4752	R & M - OPERATING EQUIPMENT	3,000	3,000	2,879	896
4930	CONTRACTUAL SERVICES	11,000	11,000	10,864	10,864
	Subtotal	16,880	16,400	16,650	13,824
	A.06.3990.Emergency Management Services	163,060	161,465	200,822	168,538
	Total Department of Public Safety	1,962,370	1,770,754	1,723,586	1,547,140

TOWN OF NORTH HEMPSTEAD

General Fund		Tentative Budget 2023	Adopted Budget 2022	Actual 2021	Actual 2020
Department of Public Works					
A.07.1490.Adminstration					
1000	PERSONAL SERVICES	307,021	305,948	149,995	135,741
1300	OVERTIME	1,500	-	1,488	-
	Subtotal	308,521	305,948	151,482	135,741
4010	STATIONERY & PRINTING	1,000	1,000	-	161
4410	LEGAL NOTICES	10,000	10,000	2,484	3,972
4715	SERVICES RENDERED BY OTHER FUNDS	500	500	142	9,306
4740	T.P.S-OPERATING EQUIPMENT	3,000	3,000	1,352	1,047
4751	R & M - OFFICE EQUIPMENT	2,000	2,000	-	-
4752	R & M - OPERATING EQUIPMENT	500	500	193	-
4920	GENERAL IMPROVEMENTS	3,500	3,500	-	-
	Subtotal	20,500	20,500	4,171	14,485
	A.07.1490.Adminstration	329,021	326,448	155,653	150,226
A.07.1440.Engineering					
1000	PERSONAL SERVICES	457,271	453,471	379,854	495,161
1200	SEASONAL AND PART TIME	-	-	-	11,933
1300	OVERTIME	10,000	10,000	1,460	4,820
	Subtotal	467,271	463,471	381,314	511,914
4429	PROFESSIONAL SERVICES	110,000	110,000	133,631	76,573
4450	CONFERENCES,SEMINARS & MEETINGS	1,500	1,500	-	-
	Subtotal	111,500	111,500	133,631	76,573
	A.07.1440.Engineering	578,771	574,971	514,945	588,487
	Total Department of Public Works	907,792	901,419	670,598	738,713

TOWN OF NORTH HEMPSTEAD					
General Fund		Tentative Budget 2023	Adopted Budget 2022	Actual 2021	Actual 2020
Office of The Receiver of Taxes					
A.09.1330.Receiver of Taxes					
1000	PERSONAL SERVICES	1,097,297	1,089,332	1,086,527	982,105
1200	SEASONAL AND PART TIME	135,750	124,839	88,551	98,035
1300	OVERTIME	20,000	20,000	11,450	24,992
	Subtotal	1,253,047	1,234,171	1,186,528	1,105,132
4010	STATIONERY & PRINTING	20,000	22,000	21,137	20,671
4020	POSTAGE	-	1,600	-	1,510
4030	BOOKS AND PUBLICATIONS	25	25	-	-
4410	LEGAL NOTICES	3,000	2,800	2,184	2,208
4429	PROFESSIONAL SERVICES	110,000	94,400	94,299	95,041
4450	CONFERENCES,SEMINARS & MEETINGS	1,500	1,500	513	1,017
4751	R & M - OFFICE EQUIPMENT	9,900	10,620	4,535	6,837
4992	DISC. ON PROP. TAXES	1,100,000	1,000,000	975,438	932,271
	Subtotal	1,244,425	1,132,945	1,098,106	1,059,555
	Total Office of The Receiver of Taxes	2,497,472	2,367,116	2,284,634	2,164,687
Department of Environmental Facilities					
A.16.8189.Other Sanitation Expenses					
4754	SCHOOL RECYCLING PROGRAM	-	-	150,000	150,000
4930	CONTRACTUAL SERVICES	34,200	-	1,513,922	931,567
4970	OTHER OPERATING EXPENSES	49,200	40,500	22,591	23,277
	Subtotal	83,400	40,500	1,686,513	1,104,844
	Total Department of Environmental Facilities	83,400	40,500	1,686,513	1,104,844

TOWN OF NORTH HEMPSTEAD					
General Fund		Tentative Budget 2023	Adopted Budget 2022	Actual 2021	Actual 2020
Office of The Supervisor					
A.10.1220.Supervisor					
1000	PERSONAL SERVICES	898,697	811,370	836,421	819,987
1200	SEASONAL AND PART TIME	2,500	2,500	28,232	4,337
1300	OVERTIME	-	-	-	105
	Subtotal	901,197	813,870	864,653	824,428
4040	OFFICE SUPPLIES	1,500	1,500	674	-
4450	CONFERENCES,SEMINARS & MEETINGS	17,500	13,000	5,627	215
4740	T.P.S-OPERATING EQUIPMENT	500	500	-	-
4990	ASSOC. OF TOWNS	1,950	1,950	1,950	1,950
	Subtotal	21,450	16,950	8,251	2,165
	A.10.1220.Supervisor	922,647	830,820	872,904	826,594
A.10.1341.Finance					
1000	PERSONAL SERVICES	220,083	216,287	124,991	124,686
1200	SEASONAL AND PART TIME	-	-	-	183
1300	OVERTIME	5,000	-	477	-
	Subtotal	225,083	216,287	125,467	124,869
4450	CONFERENCES,SEMINARS & MEETINGS	1,000	1,000	-	286
	Subtotal	1,000	1,000	-	286
	A.10.1341.Finance	226,083	217,287	125,467	125,155
A.10.1345.Purchasing					
1000	PERSONAL SERVICES	393,178	295,584	302,635	215,315
1300	OVERTIME	4,000	4,000	1,456	928
	Subtotal	397,178	299,584	304,090	216,243
4410	LEGAL NOTICES	12,000	12,000	7,388	7,440
4450	CONFERENCES,SEMINARS & MEETINGS	750	750	-	-
4930	CONTRACTUAL SERVICES	1,000	1,000	-	-
	Subtotal	13,750	13,750	7,388	7,440
	A.10.1345.Purchasing	410,928	313,334	311,478	223,683
A.10.6420.Business & Tourism					
1000	PERSONAL SERVICES	27,500	27,500	-	-
	Subtotal	27,500	27,500	-	-
4891	BUSINESS & TOURISM DEVELOPMENT	100,000	100,000	-	-
	Subtotal	100,000	100,000	-	-
	A.10.6420.Business & Tourism	127,500	127,500	-	-
A.10.7510.Historian					
1200	SEASONAL AND PART TIME	20,000	20,000	-	-
	Subtotal	20,000	20,000	-	-
4743	T.P.S.-PLANT & GROUNDS	15,500	20,000	-	-
4450	CONFERENCES,SEMINARS & MEETINGS	2,050	1,650	-	-
4429	PROFESSIONAL SERVICES	-	8,000	-	-
	Subtotal	17,550	29,650	-	-
	A.10.7510.Historian	37,550	49,650	-	-

TOWN OF NORTH HEMPSTEAD

General Fund		Tentative Budget 2023	Adopted Budget 2022	Actual 2021	Actual 2020
A.15.1481.Public Information					
1000	PERSONAL SERVICES	389,185	382,547	354,001	299,964
1200	SEASONAL AND PART TIME	10,000	10,000	6,260	3,903
1300	OVERTIME	4,100	4,000	43	-
	Subtotal	403,285	396,547	360,304	303,866
4080	PHOTOGRAPH MATERIALS	4,000	4,000	-	178
4460	PUBLIC INFORMATION & EDUCATION	20,000	20,000	21,055	5,740
4740	T.P.S-OPERATING EQUIPMENT	10,000	10,000	-	-
4752	R & M - OPERATING EQUIPMENT	-	-	1,165	1,847
4930	CONTRACTUAL SERVICES	236,844	232,440	222,090	205,818
4970	OTHER OPERATING EXPENSES	2,000	2,000	-	-
4999	MISCELLANEOUS	-	-	1,524	1,296
	Subtotal	272,844	268,440	245,833	214,879
	A.15.1481.Public Information	676,129	664,987	606,137	518,746

TOWN OF NORTH HEMPSTEAD					
General Fund		Tentative Budget 2023	Adopted Budget 2022	Actual 2021	Actual 2020
A.15.9999.UNALLOCATED					
4930	CONTRACTUAL SERVICES	-	-	(20,238)	19,135
4933	REMOVAL/DISPOSAL	-	-	-	-
	A.15.9999.UNALLOCATED	-	-	(20,238)	19,135
	Total Office of The Supervisor	2,400,837	2,203,578	1,895,749	1,713,312

TOWN OF NORTH HEMPSTEAD					
General Fund		Tentative Budget 2023	Adopted Budget 2022	Actual 2021	Actual 2020
Office of The Town Attorney					
A.11.1420.Town Attorney					
1000	PERSONAL SERVICES	1,117,362	941,295	956,239	880,876
1200	SEASONAL AND PART TIME	28,800	13,000	-	485
	Subtotal	1,146,162	954,295	956,239	881,361
4010	STATIONERY & PRINTING	400	400	46	-
4030	BOOKS AND PUBLICATIONS	16,200	16,200	7,357	6,891
4429	PROFESSIONAL SERVICES	150,000	200,000	238,968	762,272
4450	CONFERENCES,SEMINARS & MEETINGS	2,000	2,000	860	525
4620	TORT RESERVE/LITIGATION	182,000	182,000	398,531	134,616
4741	OFFICE EQUIPMENT	500	500	-	353
	Subtotal	351,100	401,100	645,761	904,657
	Total Office of the Town Attorney	1,497,262	1,355,395	1,602,001	1,786,018
Town Board					
A.12.1010.Town Board					
1000	PERSONAL SERVICES	1,155,969	653,986	655,490	663,376
1200	SEASONAL AND PART TIME	44,000	44,000	5,246	267
	Subtotal	1,199,969	697,986	660,736	663,643
4010	STATIONERY & PRINTING	250	250	-	-
4030	BOOKS AND PUBLICATIONS	375	375	-	230
4429	PROFESSIONAL SERVICES	750	750	-	-
4999	MISCELLANEOUS	500	500	-	229
	Subtotal	1,875	1,875	-	459
	Total Town Board	1,201,844	699,861	660,736	664,102

TOWN OF NORTH HEMPSTEAD					
General Fund		Tentative Budget 2023	Adopted Budget 2022	Actual 2021	Actual 2020
Office of The Town Clerk					
A.13.1410.Town Clerk					
1000	PERSONAL SERVICES	785,711	636,897	658,078	642,057
1200	SEASONAL AND PART TIME	80,000	75,000	51,331	38,053
1300	OVERTIME	2,500	-	-	-
	Subtotal	868,211	711,897	709,409	680,110
4010	STATIONERY & PRINTING	3,500	1,000	682	337
4030	BOOKS AND PUBLICATIONS	2,500	1,000	32	971
4040	OFFICE SUPPLIES	3,500	2,400	2,191	1,044
4054	SOFTWARE SUPPORT	6,670	5,800	4,950	4,800
4410	LEGAL NOTICES	-	-	-	3,900
4440	CREDIT CARD FEES	-	-	-	(506)
4450	CONFERENCES,SEMINARS & MEETINGS	3,500	2,500	438	366
4531	EMPLOYEE TRAINING PROGRAMS	500	300	-	-
4700	DUES & SUBSCRIPTIONS	1,000	165	165	165
4751	R & M - OFFICE EQUIPMENT	3,000	3,000	2,052	1,646
4971	LICENSES & PERMITS	10,000	7,500	13,048	6,711
	Subtotal	34,170	23,665	23,558	19,434
	A.13.1410.Town Clerk	902,381	735,562	732,967	699,543
A.25.1011.Town Board Meeting Admin					
1000	PERSONAL SERVICES	54,541	52,033	52,151	49,187
1200	SEASONAL AND PART TIME	2,500	2,500	-	-
	Subtotal	57,041	54,533	52,151	49,187
4040	OFFICE SUPPLIES	2,500	2,500	2,472	1,687
4054	SOFTWARE SUPPORT	4,025	3,500	1,850	1,704
4080	PHOTOGRAPH MATERIALS	200	500	-	-
4380	REPORTS OF HEARINGS,TRANSCRIPTS	15,000	15,000	15,613	9,293
4410	LEGAL NOTICES	60,000	60,000	49,738	26,879
4530	CODE BOOKS	14,000	8,000	19,246	8,102
4751	R & M - OFFICE EQUIPMENT	1,000	1,000	334	276
	Subtotal	96,725	90,500	89,252	47,941
	A.25.1011.Town Board Meeting Admin	153,766	145,033	141,403	97,129

TOWN OF NORTH HEMPSTEAD					
General Fund		Tentative Budget 2023	Adopted Budget 2022	Actual 2021	Actual 2020
Office of The Town Clerk (cont'd)					
A.26.1460.Records Management Officer					
1000	PERSONAL SERVICES	116,993	199,875	201,922	186,470
1200	SEASONAL AND PART TIME	30,000	30,000	16,395	16,153
	Subtotal	146,993	229,875	218,318	202,623
4040	OFFICE SUPPLIES	1,800	1,000	-	699
4054	SOFTWARE SUPPORT	3,450	3,000	1,550	1,604
4080	PHOTOGRAPH MATERIALS	4,000	3,600	3,990	4,013
4429	PROFESSIONAL SERVICES	8,000	7,500	5,804	6,444
4751	R & M - OFFICE EQUIPMENT	3,000	3,000	1,719	1,717
7510	ARCHIVE EXPENSES	6,000	5,000	1,982	1,896
	Subtotal	26,250	23,100	15,045	16,373
	A.26.1460.Records Management Officer	173,243	252,975	233,363	218,996
	Total Office of the Town Clerk	1,229,390	1,133,570	1,107,733	1,015,668
A.00.8760. Emergency Disaster					
4000	COMMUNICATIONS	-	-	44,759	203,300
1300	OVERTIME	-	-	7,251	778
4110	SUPPLIES & MATERIALS	-	-	-	165,324
4930	CONTRACTUAL SERVICES	-	-	78,000	25,595
	Total Emergency Disaster	-	-	130,010	394,997

TOWN OF NORTH HEMPSTEAD					
General Fund		Tentative Budget 2023	Adopted Budget 2022	Actual 2021	Actual 2020
Indebtedness					
Bond Anticipation Notes (BANS)					
9901.736	INTERFUND TRANSFER PRINCIPAL - BANS	57,000	1,139,000	1,051,612	735,687
9901.737	INTERFUND TRANSFER INTEREST - BANS	29,610	158,025	126,125	117,640
	Subtotal	86,610	1,297,025	1,177,737	853,327
Serial Bonds					
9901.716	INTERFUND TRANSFER PRINCIPAL S.B.	9,124,746	11,507,162	11,955,229	10,838,608
9901.717	INTERFUND TRANSFER INTEREST S.B.	2,960,495	3,097,007	2,886,582	3,828,326
	Subtotal	12,085,241	14,604,169	14,841,811	14,666,934
	Total Indebtedness	12,171,851	15,901,194	16,019,548	15,520,260
InterFund Transfer					
9901	INTERFUND TRANSFER	-	-	239,765	325,444
9901.200	INTERFUND TRANSFER GEN'L/CAPITAL	-	-	617,436	191,822
	Total InterFund Transfer	-	-	857,201	517,266
Solid Waste Management		17,826,619	18,032,052		
	See following page for details				
	Total General Fund Expenses	89,098,154	88,486,777	70,821,107	64,927,749

Solid Waste Management Division

	GENERAL FUND	Tentative Budget 2023	Adopted Budget 2022	ACTUAL 2021	ACTUAL 2020
	Solid Waste Management Revenue				
2130	SOLID WASTE DISPOSAL - MSW	12,796,427	12,906,256	13,460,034	11,788,745
2130.001	SOLID WASTE DISPOSAL - MSW LEAF & YARD	1,012,827	1,022,474	912,609	1,135,300
2130.002	SOLID WASTE DISPOSAL - MSW CONSTRUCT & DEMO DEBRIS	1,360,296	1,470,307	1,858,578	1,392,404
2131	RESIDENTIAL DROPOFF	120,000	120,000	122,844	76,139
2389	SVCS for OTHER GOV'T-HOME & COMM	621,142	643,461	2,225,836	1,547,386
2401	INTEREST EARNED	1,500	1,500	(2,004)	(1,746)
2410	RENTAL OF REAL PROPERTY	77,500	77,500	91,450	87,102
2650	RECYCLING -ALL OTHER	10,000	3,500	25,317	1,758
2651	RECYCLING -PAPER	150,000	60,000	215,275	65,470
2665	SALE OF EQUIPMENT	-	-	2,800	4,525
2701	REFUND OF PRIOR YEAR EXPENDITURE	-	-	50	243
2770	OTHER UNCLASSIFIED REVENUE	-	-	1,633	(38)
3910	STATE AID -ENVIRONMENTAL CONSERV	84,000	84,000	50,500	38,250
5031	INTERFUND TRANSFER	-	-	75,000	100,000
	TOTAL REVENUE	16,233,692	16,388,998	19,085,177	16,317,224
	SUMMARY OF BUDGETED EXPENSES BY DEPARTMENTS & RELATED DIVISIONS				
	DEPARTMENT				
08.8161	Administration	586,926	597,486	620,350	606,366
08.8163	Leachate	462,549	432,952	309,833	296,304
08.8164	Transfer Station	15,674,643	15,166,360	15,773,505	13,797,940
08.8165	Scale	272,322	191,473	200,055	174,982
08.8167	Plant & Grounds	408,939	391,166	340,217	278,916
08.8168	Trucks & Equipment	47,400	39,500	24,794	19,386
08.8162	Recycling	373,840	339,500	193,878	137,742
08.8169	Sustainability	-	-	-	353
	Indebtedness & Unallocated	-	873,616	1,083,001	856,182
	TOTAL EXPENDITURES	17,826,619	18,032,053	18,545,634	16,168,172

Solid Waste Management Division

	GENERAL FUND	Tentative Budget 2023	Adopted Budget 2022	ACTUAL 2021	ACTUAL 2020
	DETAIL OF BUDGETED EXPENSES				
	08.8161. ADMINISTRATION				
1000	Full Time	477,886	493,546	484,890	460,439
1200	Part Time	37,500	37,500	5,813	4,500
1300	Overtime	13,000	10,000	15,262	16,262
	Subtotal	528,386	541,046	505,965	481,200
4030	BOOKS AND PUBLICATIONS	-	-	-	194
4040	OFFICE SUPPLIES	3,600	3,000	1,832	3,241
4200	MANDATORY DRUG TESTING	440	440	-	-
4370	SURVEYS,MAPS AND SPECIAL REPORTS	-	-	-	40
4380	REPORTS OF HEARINGS,TRANSCRIPTS	-	800	481	699
4410	LEGAL NOTICES	1,500	1,500	1,260	1,040
4450	CONFERENCES,SEMINARS & MEETINGS	1,500	1,500	593	793
4524	LEGAL	3,000	3,000	2,160	2,160
4660	UNIFORMS & LAUNDRY	6,000	5,000	3,073	1,314
4670	GAS AND OIL	20,000	18,700	16,953	11,963
4715	Services Rendered by Other Funds	-	-	-	2,706
4752	R & M - OPERATING EQUIPMENT	-	-	-	285
4930	CONTRACTUAL SERVICES	15,000	15,000	79,552	91,279
4970	OTHER OPERATING EXPENSES	7,500	7,500	8,482	9,452
	Subtotal	58,540	56,440	114,386	125,166
	TOTAL ADMINISTRATION	586,926	597,486	620,350	606,366
	08.8163. LANDFILL/LEACHATE DIVISION				
1000	PERSONAL SERVICES	133,525	131,952	129,213	125,154
1200	SEASONAL AND PART TIME	25,000	25,000	35,088	40,828
1300	OVERTIME	15,000	10,000	12,001	10,114
	Subtotal	173,525	166,952	176,302	176,095
4210	WATER	6,000	5,000	4,667	4,648
4220	HEATING/NATURAL GAS	18,000	15,000	16,678	20,212
4685	WASTE WATER TREATMENT	36,200	30,000	13,367	21,764
4743	T.P.S.-PLANT & GROUNDS	24,000	20,000	18,049	6,836
4753	R & M - PLANT & GROUNDS	36,200	30,000	17,140	7,768
4930	CONTRACTUAL SERVICES	143,624	141,000	41,108	40,995
8410	ELECTRICITY	25,000	25,000	22,522	17,985
	Subtotal	289,024	266,000	133,531	120,209
	TOTAL LEACHATE DIVISION	462,549	432,952	309,833	296,304
	08.8164. TRANSFER STATION				
4933	REMOVAL/DISPOSAL	11,593,789	11,394,414	11,538,214	10,250,377
4933.001	REMOVAL/DISPOSAL LEAF & YARD	815,794	780,209	651,612	782,542
4933.003	REMOVAL/DISPOSAL CONST & DEMOLITION. D	1,360,296	1,160,162	1,803,888	1,061,937
4934	OPERATION OF TRANSFER STATION	1,875,764	1,802,575	1,748,680	1,679,078
8410	ELECTRICITY	29,000	29,000	31,111	24,007
	Subtotal	15,674,643	15,166,360	15,773,505	13,797,940
	TOTAL TRANSFER STATION	15,674,643	15,166,360	15,773,505	13,797,940

Solid Waste Management Division

	GENERAL FUND	Tentative Budget 2023	Adopted Budget 2022	ACTUAL 2021	ACTUAL 2020
	08.8165. SCALE HOUSE				
1000	PERSONAL SERVICES	195,822	139,973	152,152	132,343
1300	OVERTIME	30,000	25,000	24,186	25,502
	Subtotal	225,822	164,973	176,338	157,845
4010	STATIONERY & PRINTING	500	500	-	-
4220	HEATING/NATURAL GAS	3,000	2,000	1,368	1,430
4740	T.P.S-OPERATING EQUIPMENT	10,000	4,000	945	-
4753	R & M - PLANT & GROUNDS	33,000	20,000	21,405	15,707
	Subtotal	46,500	26,500	23,717	17,137
	TOTAL SCALE HOUSE	272,322	191,473	200,055	174,982
	08.8167 MAINTENANCE PLANT & GROUNDS				
1000	PERSONAL SERVICES	312,439	303,666	288,189	232,387
1200	SEASONAL AND PART TIME	20,000	20,000	-	-
1300	OVERTIME	22,500	22,500	22,260	17,176
	Subtotal	354,939	346,166	310,450	249,562
4740	T.P.S-OPERATING EQUIPMENT	6,000	5,000	45	4,229
4743	T.P.S.-PLANT & GROUNDS	12,000	10,000	9,979	16,119
4752	R & M - OPERATING EQUIPMENT	9,600	8,000	6,658	2,494
4753	R & M - PLANT & GROUNDS	26,400	22,000	13,086	6,511
	Subtotal	54,000	45,000	29,767	29,354
	TOTAL MAINTENANCE PLANT & GROUNDS	408,939	391,166	340,217	278,916
	08.8168. TRUCKS & EQUIPMENT				
4670	GAS AND OIL	2,400	2,000	408	468
4715	Services Rendered by Other Funds	3,000	2,500	2,541	1,722
4740	T.P.S-OPERATING EQUIPMENT	12,000	10,000	4,896	2,336
4752	R & M - OPERATING EQUIPMENT	30,000	25,000	16,949	14,861
	TOTAL TRUCKS & EQUIPMENT	47,400	39,500	24,794	19,386
	08.8162. RECYCLING				
4740	T.P.S-OPERATING EQUIPMENT	-	-	-	1,100
4743	T.P.S.-PLANT & GROUNDS	3,000	2,500	-	-
4752	R & M - OPERATING EQUIPMENT	2,040	1,700	-	2,200
4753	R & M - PLANT & GROUNDS	1,800	1,500	-	-
4930	CONTRACTUAL SERVICES	302,000	301,800	154,536	106,865
8410	ELECTRICITY	65,000	32,000	39,342	27,577
	TOTAL RECYCLING	373,840	339,500	193,878	137,742

Solid Waste Management Division

	GENERAL FUND	Tentative Budget 2023	Adopted Budget 2022	ACTUAL 2021	ACTUAL 2020
	08.8169. OFFICE OF SUSTAINABILITY				
1200	SEASONAL AND PART TIME	-	-	-	353
	Subtotal	-	-	-	353
	TOTAL SUSTAINABILITY	-	-	-	353
	INDEBTEDNESS & UNALLOCATED	**2023 Accounts Below Rolled-up to General Fund**			
4429.001	PROFESSIONAL SERVICES AUDITOR		10,000	14,000	18,500
4261	INSURANCE, FIRE & LIABILITY ETC.		54,800	43,920	35,577
4200	MANDATORY DRUG TESTING		600	125	207
4985	Town Attny Admin Chgs		-	-	-
4980	ADMINISTRATIVE CHARGES		-	170,214	87,486
	Subtotal		65,400	228,259	141,769
	EMPLOYEE BENEFITS				
8010	STATE RETIREMENT		181,000	183,537	144,183
8030	SOCIAL SECURITY TXS-EMPLOYER		85,000	84,651	79,063
8040	WORKERS COMP (in General Fund)		19,523	95,623	22,717
8040.002	WORKERS COMP WORKERS COMP ADMIN FEES (in General Fund)		-	451	656
8050	UNEMPLOYMENT EXPENSES		-	(3,887)	533
	Subtotal		285,523	360,827	247,809
	HOSPITAL & MEDICAL INSURANCE				
8061	HEALTH		495,673	469,051	443,439
8062	DENTAL		19,500	19,111	15,612
8063	OPTICAL		1,348	1,423	1,253
8064	HEALTH & MEDICAL REIMB.		5,250	3,425	5,250
4525	CSEA LEGAL FEES		922	906	1,050
	Subtotal		522,693	493,916	466,604
	TOTAL UNALLOCATED		873,616	1,083,001	856,182
	SWMA TOTAL	17,826,619	18,032,053	18,545,634	16,168,172

Town of North Hempstead
General Fund
Full Time - Salary Listing

Dept #	Department	Title (Number of Positions)	Tentative Budget 2023	Adopted Budget 2022	Actual 2021	Actual 2020
	Administrative Services					
1620	Administration	COMMISSIONER OF ADMIN SERVICES	110,000			
		BLDG MAINT SUPERVISOR 1	114,393			
		LABOR SUPERVISOR 1	66,497			
		LABORER 1	48,411			
		Subtotal:	339,301	172,870	250,519	210,365
		Budgeted Headcount by Year:	4	2	2	2
1621	Town Hall I	MAINTENANCE PAINTER	77,585			
		LABORER 2	63,153			
		MAINT MECHANIC 1	59,738			
		MAINT MECHANIC TRAINEE	59,204			
		Subtotal:	259,680	300,118	275,434	180,041
		Budgeted Headcount by Year:	4	5	4	3
1622	Town Hall II	LABOR SUPERVISOR 2	98,402			
		LABORER 1 (4)	201,173			
		Subtotal:	299,575	351,812	348,295	378,554
		Budgeted Headcount by Year:	5	5	5	5
1627	Roslyn Community Center	Subtotal:	0	41,075	24,321	85,914
		Budgeted Headcount by Year:	0	1	1	1
1670	Printing & Reproduction	DUPLICATING MACHINE OPR 2	52,400			
		Subtotal:	52,400	45,129	106,902	87,245
		Budgeted Headcount by Year:	1	1	1	1
	Departments of Community Services & Services for the Aging					
6310	Administration	COMM COMMUNITY SERVICES	127,281			
		DEP COMM COMMUNITY SERV	79,396			
		SEC to the COMM COMM SERVICES	55,000			
		Subtotal:	261,677	261,676	209,542	237,575
		Budgeted Headcount by Year:	3	3	2	3
7310	Human Res & Youth Pro					
		RECREATION AIDE	72,883			
		SR CITIZEN PROG DEV AIDE (2)	98,560			
		Subtotal:	171,443	170,582	122,670	119,748
		Budgeted Headcount by Year:	3	3	3	3
6773	DOSA	ACCOUNTANT 1 P/D	83,649			
		BUS DRIVER (3)	223,063			
		DEP COMM SERV AGING (2)	187,208			
		DIR OF COMM RELATIONS	72,300			
		DIR SR CITIZEN AFFAIRS	73,984			
		LEGAL TYPIST 1	79,601			
		SEC COMM SERV FOR AGING	95,275			
		SR CITIZEN PROG DEV AIDE	50,102			
		Subtotal:	865,182	760,232	762,475	756,144
		Budgeted Headcount by Year:	11	10	10	10
	Office of the Comptroller					
1315	Comptroller	PAYROLL SUPERVISOR	81,233			
		AUDITING ASSISTANT 1 (3)	174,446			
		SEC TOWN COMPTROLLER	87,396			
		DEP TOWN COMPTROLLER	114,444			
		ADMINISTRATIVE ASSISTANT	66,562			
		ACCOUNTING ASSISTANT 1	57,632			
		CHIEF DEP COMPTROLLER	120,905			
		COMPTROLLER	145,442			
		Subtotal:	848,059	1,024,659	822,283	840,611
		Budgeted Headcount by Year:	10	12	12	12
1316	Grants / TownStat	GRANTS TECHNICIAN				
		Subtotal:	0	0	96,811	84,705
		Budgeted Headcount by Year:	0	0	1	1
	Human Resources					
1310	Admin and Benefits	COMM FINANCE	142,281			
		ADMINISTRATIVE OFFICER 1	75,577			
		DEP COMM FINANCE	86,901			
		CLERK TYPIST 1	59,113			
		GROUP HEALTH INSUR SUPV	17,103			
		Subtotal:	380,975	370,412	363,388	431,688
		Budgeted Headcount by Year:	4.05	4.25	5	5

Town of North Hempstead
General Fund
Full Time - Salary Listing

Dept #	Department	Title (Number of Positions)	Tentative Budget 2023	Adopted Budget 2022	Actual 2021	Actual 2020
	Department of Information Technology					
1680	Info Tech Administration	CLERK 2	52,929			
		COMM INFO TECHNOLOGY	138,737			
		INFO TECH ASSIST MANAGER (2)	243,113			
		INFO TECH SPEC 2 (3)	262,112			
		INFO TECH SPEC 3	93,968			
		DEPUTY COMMISSIONER OF IT	65,356			
		Subtotal:	856,215	834,116	842,699	800,261
		Budgeted Headcount by Year:	8.5	8	8	8
	311 Call Center					
1480	311 Call Center	DEP COMM INFO TECHNOLOGY	126,063			
		SEC COUNCILMAN (3)	170,505			
		SEC COMM INFO TECHNOLOGY	43,485			
		Subtotal:	340,053	315,063	331,157	313,010
		Budgeted Headcount by Year:	5	5	5	5
	Department of Parks & Recreation					
7020	Administration	ASST TO COMM P&R CULT DEV	94,853			
		ASST TO COMM P&R FOR ADMI	109,408			
		BUYER 1	70,524			
		COMM PARKS & REC	134,640			
		DEP COMM PARKS & REC (3)	316,476			
		LAW CLERK	90,536			
		RECREATION AIDE (3)	188,998			
		RECREATION LEADER 1 (2)	122,192			
		SUPERINTENDENT OF PARKS	109,316			
		Subtotal:	1,236,943	1,081,629	925,428	806,484
		Budgeted Headcount by Year:	14	13	11	10
7110	Clark Mem Bot Garden	GROUNDSKEEPER 2	88,174			
		CLERK 2	73,883			
		HORTICULTURIST	78,822			
		LABORER 1	49,351			
		LABORER 2	52,039			
		FLORIST 1 (2)	102,065			
		Subtotal:	444,334	388,520	400,521	319,225
		Budgeted Headcount by Year:	7	6	5	5
7111	Satellite Parks	RECREATION LEADER 1	53,773			
		GROUNDSKEEPER 2 (2)	176,330			
		LABORER 1 (2)	97,762			
		LABORER 2 (2)	120,252			
		LABOR SUPERVISOR 2	102,029			
		GROUNDSKEEPER 1 (3)	207,803			
		EQUIPMENT OPERATOR 1	57,028			
		Subtotal:	814,977	806,561	827,307	637,765
		Budgeted Headcount by Year:	12	12	9	11
7112	Parks Trade Crew	PARK CONSTRUCTION COORD	108,853			
		MAINT ELECTRICIAN	78,822			
		MAINT CARPENTER	69,396			
		MAINT MECH HVAC	52,689			
		MAINT PLUMBER	69,396			
		MAINT CARPENTER SUPV	100,485			
		Subtotal:	479,641	409,717	390,685	275,828
		Budgeted Headcount by Year:	6	5	6	7

Town of North Hempstead
General Fund
Full Time - Salary Listing

Dept #	Department	Title (Number of Positions)	Tentative Budget 2023	Adopted Budget 2022	Actual 2021	Actual 2020
	Department of Parks & Recreation Continued					
7136	Parks Vehicle Repair Facility	LABORER 1	48,411			
		EQUIPMENT SUPERVISOR	89,763			
		AUTO MECHANIC	70,497			
		Subtotal:	208,671	158,131	164,202	147,139
		Budgeted Headcount by Year:	3	2	2	1
7141	YWC Community Center	BLDG MAINT SUPERVISOR 1	94,380			
		LABORER 1 (2)	97,762			
		MAINT MECHANIC TRAINEE	52,400			
		MAINTENACE CARPENTER	64,319			
		RECREATION AIDE (7)	330,267			
		RECREATION LEADER 1 (2)	94,683			
		Subtotal:	733,811	718,181	551,753	484,350
		Budgeted Headcount by Year:	13.33	12	10	10
7181	Tully Park	BLDG MAINT SUPERVISOR 1	102,631			
		GROUNDSKEEPER 1	61,833			
		LABORER 1 (6)	317,817			
		LABORER 2 (2)	103,073			
		MAINT MECHANIC TRAINEE	52,400			
		RECREATION AIDE (3)	162,260			
		RECREATION LEADER 1	37,297			
		SUPERINTENDENT OF RECREATION	91,631			
		Subtotal:	928,941	933,967	848,487	851,258
		Budgeted Headcount by Year:	15.33	15	15	18
7182	Manorhaven Park	LABORER 1 (4)	206,823			
		LABORER 2	70,708			
		RECREATION AIDE	18,490			
		GROUNDSKEEPER 2 (2)	149,729			
		Subtotal:	445,750	368,596	407,133	410,293
		Budgeted Headcount by Year:	7.33	6	6	6.5
7183	NH Beach Park	LABORER 1 (5)	246,290			
		LABORER 2 (3)	171,791			
		RECREATION LEADER 1	18,648			
		GROUNDSKEEPER 2	75,197			
		EQUIPMENT OPERATOR 3	78,809			
		EQUIPMENT OPER TRAINEE	56,085			
		Subtotal:	646,820	688,771	701,535	599,442
		Budgeted Headcount by Year:	11.33	10.42	11	8
7185	Whitney PP/Man. Val. PK.	GROUNDSKEEPER 1 (2)	112,308			
		LABORER 1	51,234			
		LABORER 2 (5)	332,381			
		RECREATION AIDE	16,137			
		Subtotal:	512,060	537,001	471,369	481,571
		Budgeted Headcount by Year:	7.83	8	7	6
7200	Parks Public Safety	PUBLIC SAFETY OFFICER 1 (12)	661,451			
		PUBLIC SAFETY OFFICER 2	64,622			
		PUBLIC SAFETY OFFICER 4	94,369			
		Subtotal:	820,442	804,110	849,364	784,382
		Budgeted Headcount by Year:	14	13	13	11

Town of North Hempstead
General Fund
Full Time - Salary Listing

Dept #	Department	Title (Number of Positions)	Tentative Budget 2023	Adopted Budget 2022	Actual 2021	Actual 2020
	Department of Public Safety					
3010	Administration	COMM PUBLIC SAFETY	142,524			
		CLERK TYPIST 2	58,658			
		DEP COMM PUBLIC SAFETY	98,838			
		Subtotal:	300,020	283,524	281,235	206,993
		Budgeted Headcount by Year:	3	3	3	3
3510	Animal Shelter	KENNEL ATTENDANT (5)	324,718			
		ANIMAL WARDEN (2)	137,774			
		DIRECTOR ANIMAL SHELTER	87,518			
		Subtotal:	550,010	597,120	598,285	543,774
		Budgeted Headcount by Year:	8	9	9	8
3989	Harbor Patrol	BAY CONSTABLE 2	97,975			
		BAY CONSTABLE 1	80,498			
		LABORER 1	52,176			
		Subtotal:	230,649	227,003	220,773	213,718
		Budgeted Headcount by Year:	3	3	3	3
3990	Emergency Mangement Svs.	SAFETY COORDINATOR	131,180			
		Subtotal:	131,180	130,065	146,078	114,765
		Budgeted Headcount by Year:	1	1	1	1
	Department of Public Works					
1490	Administration	ARCHITECT	152,021			
		COMMISSIONER OF PUBLIC WORKS	155,000			
		Subtotal:	307,021	305,948	149,995	135,741
		Budgeted Headcount by Year:	2	2	2	4
1440	Engineering	CIVIL ENGINEER 3	147,600			
		CIVIL ENGINEER 1 (2)	191,344			
		ASST TO COMM P WKS FOR ADM	118,327			
		Subtotal:	457,271	453,471	379,854	495,161
		Budgeted Headcount by Year:	4	4	4	2
	Office of the Receiver of Taxes					
1330	Receiver of Taxes	ADMINISTRATIVE OFFICER 1 (2)	171,605			
		TAX CASHIER 1 (3)	199,835			
		ADMINISTRATIVE ASSISTANT	68,065			
		RES ASST TO TOWN BOARD (2)	133,041			
		FINANCIAL SYSTEMS ADMINISTRATOR	86,724			
		SR CITIZEN PROG DEV AIDE	48,807			
		DEP RECEIVER OF TAXES (2)	214,003			
		SEC RECEIVER OF TAXES	60,217			
		RECEIVER OF TAXES	115,000			
		Subtotal:	1,097,297	1,089,332	1,086,527	982,105
		Budgeted Headcount by Year:	14	14	14	14
	Office of the Town Supervisor					
1220	Supervisor	DEP SUPERVISOR/CHIEF OF STAFF	168,000			
		DIR OF FINANCE	102,000			
		DIR LEGISLATIVE AFFAIRS	100,000			
		SPECIAL COUNSEL	127,000			
		EXEC ASSIST TO SUPERVISOR	60,000			
		ADMIN ASST TO SUPERVISOR (2)	121,001			
		SUPERVISOR	133,000			
		SEC SUPERVISOR	87,697			
		Subtotal:	898,697	811,370	836,421	819,987
		Budgeted Headcount by Year:	9	8	8	8
1341	Finance	GRANTS TECHNICIAN	91,631			
		DIR OF GOVERNMENTAL RES	128,452			
		Subtotal:	220,083	216,287	124,991	124,686
		Budgeted Headcount by Year:	2	2	2	3
1345	Purchasing	BUYER 1 (2)	128,583			
		PROCUREMENT COORDINATOR	87,963			
		DEP TOWN ATTORNEY	126,606			
		CLERK TYPIST 1	50,027			
		Subtotal:	393,178	295,584	302,635	215,315
		Budgeted Headcount by Year:	5	3.7	3.7	3.7
6420	Business & Tourism	SEC TO THE COMM OF PLANNING & DEV	27,500			
		Subtotal:	27,500	27,500	0	0
		Budgeted Headcount by Year:	0.25	0.25	0	0
1481	Public Information	ADMIN ASST TO TOWN BOARD	67,574			
		COMMUNITY LIAISON AIDE	67,388			
		PHOTOGRAPHIC SPECIALIST	76,375			
		PUBLIC INFO OFFICER	130,848			
		SECRETARY TO COUNCILMAN	47,000			
		Subtotal:	389,185	382,547	354,001	299,964
		Budgeted Headcount by Year:	5	5	5	5

Town of North Hempstead
General Fund
Full Time - Salary Listing

Dept #	Department	Title (Number of Positions)	Tentative Budget 2023	Adopted Budget 2022	Actual 2021	Actual 2020
	Office of the Town Attorney					
1420	Town Attorney	DEP TOWN ATTORNEY (6)	614,769			
		SEC COUNCILMAN	65,000			
		ASST TOWN ATTORNEY (2)	146,838			
		SEC TOWN ATTORNEY	61,255			
		SEC COMM PUBLIC SAFETY	56,500			
		TOWN ATTORNEY	173,000			
		Subtotal:	1,117,362	941,295	956,239	880,876
		Budgeted Headcount by Year:	12	11	12	12
	Town Board					
1010	Town Board	ADMIN ASST TO TOWN BOARD (5)	316,308			
		SEC COUNCILMAN	97,778			
		CHIEF RESEARCH ASST	161,048			
		SEC COMM FINANCE	135,252			
		EXEC ASSIST TO TOWN BOARD	56,500			
		COUNCILPERSON (6)	294,001			
		SEC TO PARKS COMMISSIONER	95,082			
		Subtotal:	1,155,969	653,986	655,490	663,376
		Budgeted Headcount by Year:	16	12	12	12
	Office of the Town Clerk					
1410	Town Clerk	ADMINISTRATIVE ASSISTANT	70,317			
		CLERK TYPIST 1 (2)	126,702			
		CLERK TYPIST 2	81,774			
		ACCOUNTING ASSISTANT 1	52,400			
		ACCOUNTANT 4	87,518			
		DEP TOWN CLERK (2)	200,000			
		SEC TOWN CLERK	62,000			
		TOWN CLERK	105,000			
		Subtotal:	785,711	636,897	658,078	642,057
		Budgeted Headcount by Year:	10	8	8	8
1011	TB Meeting Admin	CLERK-LABORER	54,541			
		Subtotal:	54,541	52,033	52,151	49,187
		Budgeted Headcount by Year:	1	1	1	1
1460	Records Mgt. Officer	RESEARCH ASST TO THE SUPERVISOR	60,499			
		CLERK-LABORER/M.D.	56,494			
		Subtotal:	116,993	199,875	201,922	186,470
		Budgeted Headcount by Year:	2	3	3	3
	Solid Waste Management Division					
8161	Administration	SEC EXEC DIRECTOR SWMA	68,497			
		SR S W DISP FAC SUPV	98,077			
		EXECUTIVE DIRECTOR	135,000			
		SECRETARY SWMA	61,312			
		DEP EXECUTIVE DIRECTOR	115,000			
		Subtotal:	477,886	493,546	484,890	460,439
		Budgeted Headcount by Year:	5	5	5	4
8163	Leachate	MOTOR EQUIPMENT OPERATOR	78,668			
		S W DISP FAC ATTENDANT	54,857			
		Subtotal:	133,525	131,952	129,213	125,154
		Budgeted Headcount by Year:	2	2	3	4
8165	Scale	SENIOR MAINTAINER	83,899			
		WEIGHER	60,923			
		LABORER 1	51,000			
		Subtotal:	195,822	139,973	152,152	132,343
		Budgeted Headcount by Year:	3	2	2	2
8167	Plants & Grounds	SENIOR MOTOR EQUIPMENT OPERATOR	81,256			
		LABOR SUPERVISOR	64,984			
		S W DISP FAC ATTENDANT (3)	166,199			
		Subtotal:	312,439	303,666	288,189	232,387
		Budgeted Headcount by Year:	5	5	4	3

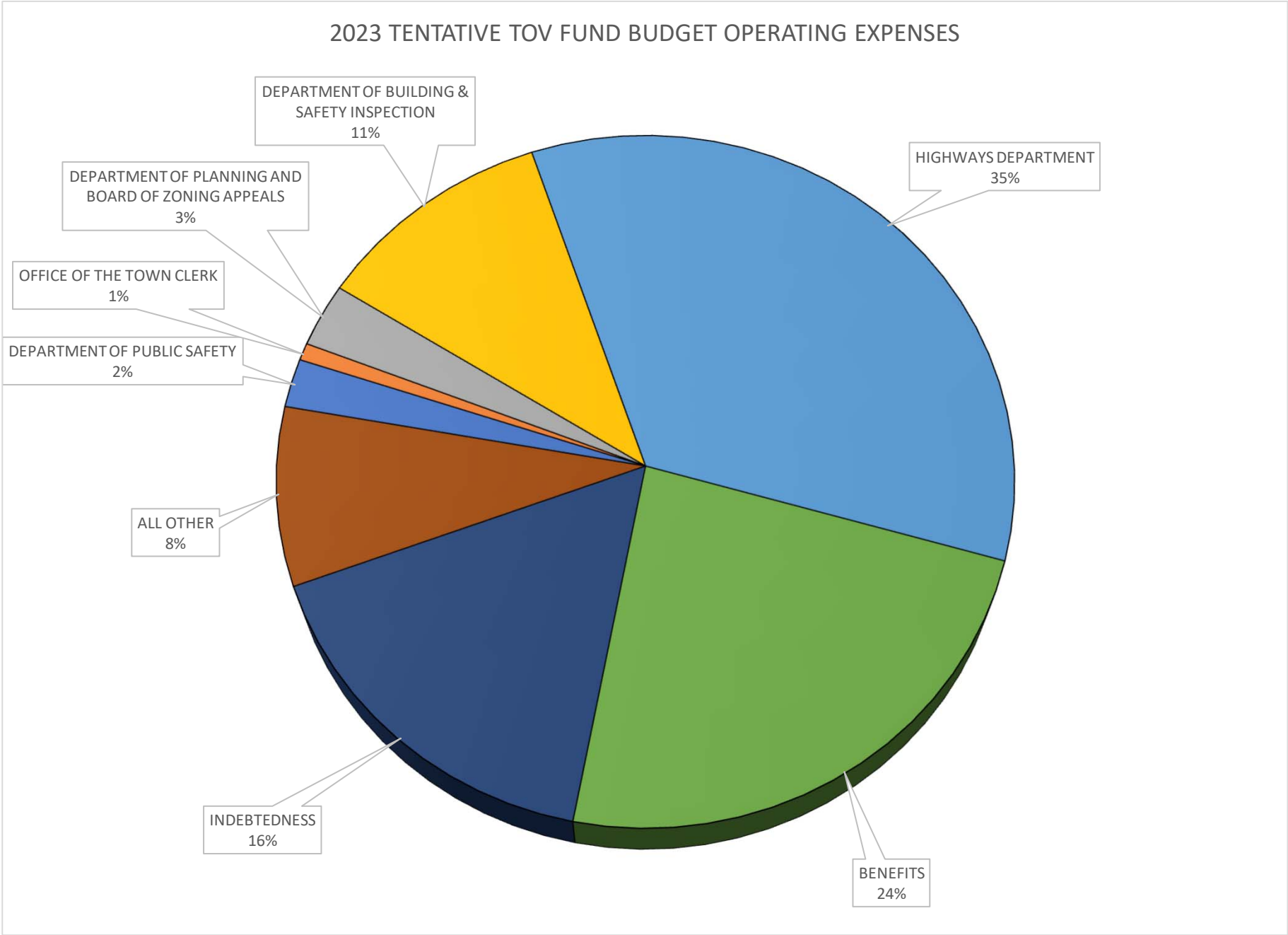
2023 TENTATIVE TOV FUND BUDGET OPERATING EXPENSES
DEPARTMENT OF BUILDING & SAFETY INSPECTION 11%
HIGHWAYS DEPARTMENT 35%
DEPARTMENT OF PLANNING AND BOARD OF ZONING APPEALS 3%
OFFICE OF THE TOWN CLERK 1%
DEPARTMENT OF PUBLIC SAFETY 2%
ALL OTHER 8%
INDEBTEDNESS 16%
BENEFITS 24%

TOWN OF NORTH HEMPSTEAD				
Town Outside Village Fund (TOV)	**Tentative Budget 2023**	**Adopted Budget 2022**	**Actual 2021**	**Actual 2020**
SUMMARY & TAX LEVY				
TOTAL BUDGETED/ACTUAL EXPENSES	40,522,898	40,120,345	38,228,303	35,188,957
ACTUAL FUND BALANCES AT END OF PERIOD			23,003,390	22,785,456
	40,522,898	40,120,345	61,231,692	57,974,414
TOTAL BUDGETED/ACTUAL REVENUES	10,848,761	10,779,480	11,097,858	10,917,704
APPROPRIATED FUND BALANCES	800,000	1,370,000		
APPROPRIATED ASSIGNED - LIPA PILOTs *				
ACTUAL FUND BALANCES AT BEGINNING OF PERIOD			22,785,456	20,062,452
RAISED BY TAXATION			27,348,378	26,994,258
AMOUNT TO BE RAISED BY TAXATION	28,874,137	27,970,865		
	40,522,898	40,120,345	61,231,692	57,974,414
TAX LEVY				
Class I - RESIDENTIAL PROPERTIES				
Rate Determining				
Taxable Valuation	17,359,539	15,410,852	13,389,999	30,013,888
Tax Rate Per 100	109.754	118.238	132.058	58.445
Tax Levy	19,052,851	18,221,460	17,682,565	17,541,617
Class II - RESIDENTIAL PROPERTIES				
Rate Determining				
Taxable Valuation	2,072,572	1,689,539	1,523,938	1,369,948
Tax Rate Per 100	17.777	21.204	22.804	25.401
Tax Levy	368,443	358,242	347,519	347,980
Class III - UTILITY PROPERTIES				
Rate Determining				
Taxable Valuation	3,174,826	2,657,747	2,515,948	2,211,410
Tax Rate Per 100	45.963	62.328	68.246	68.683
Tax Levy	1,459,253	1,656,519	1,717,034	1,518,863
Class IV - ALL OTHER PROPERTIES				
Rate Determining				
Taxable Valuation	25,261,499	23,577,521	21,903,755	19,619,289
Tax Rate Per 100	31.643	32.805	34.703	38.665
Tax Levy	7,993,592	7,734,643	7,601,260	7,585,798
Total Taxable Valuation	47,868,436	43,335,659	39,333,640	53,214,535
Total Levy	28,874,137	27,970,865	27,348,378	26,994,258

TOWN OF NORTH HEMPSTEAD

	Town Outside Village Fund (TOV)	Tentative Budget 2023	Adopted Budget 2022	Actual 2021	Actual 2020
	SECTION 3				
	TABLE OF CONTENT				
	BUDGETED TOTAL BY				
	DEPARTMENT AND RELATED DIVISIONS				
Page #	**FUND - B (PART TOWN)**				
4	B - FUND REVENUES	6,299,288	6,302,096	6,558,261	6,437,309
	B - FUND EXPENSES				
5	DEPARTMENT OF PUBLIC SAFETY	920,196	938,171	757,092	726,131
6	OFFICE OF THE TOWN CLERK	325,917	311,383	358,021	310,887
7	DEPARTMENT OF PLANNING AND BOARD OF ZONING APPEALS	1,213,352	1,226,869	1,175,813	1,102,625
8-9	DEPARTMENT OF BUILDING & SAFETY INSPECTION	4,433,154	4,514,253	4,318,805	4,038,958
10	PART TOWN - EMERGENCY DISASTER	-	-	-	27,312
10	PART TOWN - UNALLOCATED	295,690	275,766	186,817	190,304
10	PART TOWN EMPLOYEE BENEFITS	3,847,054	3,547,414	3,447,839	3,124,839
10	PART TOWN INDEBTEDNESS	96,384	96,357	51,671	52,057
10	PART TOWN OTHER	3,055,669	2,650,941	2,708,397	2,346,162
	TOTAL B - FUND BUDGETED EXPENSES	14,187,416	13,561,154	13,004,455	11,919,274
	FUND - DA (HIGHWAY)				
11	DA - FUND REVENUES	4,549,473	4,477,384	4,539,597	4,480,394
	DA - FUND EXPENSES				
12	HIGHWAY DEPARTMENT ADMINISTRATION	646,607	553,064	706,427	574,582
12	HIGHWAY IMPROVEMENTS	221,000	242,775	172,794	161,459
13	HIGHWAY YARDS AND GARAGES	4,460,698	4,461,371	4,242,050	4,042,385
13	SNOW REMOVAL	1,165,000	1,137,500	879,258	655,808
13	HIGHWAY GENERAL REPAIRS	1,411,000	1,361,500	1,157,768	762,374
14	SIGN SHOP	551,393	562,000	393,159	513,608
14	TRAFFIC SAFETY	77,968	73,984	70,094	51,711
14	PUBLIC WORKS BUILDING	333,021	361,517	246,544	171,517
14	PUBLIC WORKS GENERAL MAINTENANCE	304,253	298,034	188,110	175,159
15	PUBLIC WORKS - VEHICLE REPAIR FACILITY	1,030,753	1,007,176	871,284	991,764
15	HIGHWAY OTHER TRANSPORTATION	3,814,424	3,864,554	3,403,704	3,192,365
15	HIGHWAY EMERGENCY DISASTER	-	-	-	28,475
16	HIGHWAY EMPLOYEE BENEFITS	5,732,971	5,664,235	5,905,860	5,466,619
16	HIGHWAY INDEBTEDNESS	6,551,394	6,936,481	6,519,504	6,133,947
16	HIGHWAY OTHER & INTERFUND TRANSFER	35,000	35,000	467,293	347,909
	TOTAL DA - FUND BUDGETED EXPENSES	26,335,482	26,559,191	25,223,848	23,269,683
	TOTAL TOV BUDGETED EXPENSES	40,522,898	40,120,345	38,228,303	35,188,957

TOWN OF NORTH HEMPSTEAD

	Town Outside Village Fund (TOV)	Tentative Budget 2023	Adopted Budget 2022	Actual 2021	Actual 2020
	B - PART TOWN				
	BUDGETED/ACTUAL REVENUES - PART TOWN				
1081	PAYMENT IN LIEU OF TAXES	131,798	103,245	103,363	128,061
1081	PAYMENT IN LIEU OF TAXES LIPA	433,490	383,582	383,582	358,683
1090	PROPERTY TAX-INTEREST &PENALTIES		-	147	562
1170	FRANCHISE LICENSES	57,000	57,000	57,000	57,000
1520	PARKING ENFORCEMENT	300,000	350,000	273,539	304,464
1520.001	PARKING ENFORCEMENT - ACCESSIBLE PARKING SURCHARGE	3,000	5,000	2,025	4,144
1603	REGISTRAR	415,000	380,000	424,567	415,586
2110	ZONING FEES	125,000	160,000	180,350	174,626
2401	INTEREST EARNED	30,000	2,500	2,636	44,349
2555	BUILDING PERMITS	4,654,000	4,654,000	5,015,472	4,701,138
2610	COURT FINES	150,000	150,000	109,840	131,812
2665	SALE OF EQUIPMENT	-	-	-	5,691
2701	REFUND OF PRIOR YEAR EXPENDITURE	-	-	590	18,958
2770	OTHER UNCLASSIFIED REVENUE	-	-	(2)	30
2801	INTERFUND REVENUES	-	-	5,151	145
4089	FEDERAL AID	-	-	-	49,437
4960	FEDERAL AID, EMERGENCY DISASTER ASSISTANCE	-	-	-	19,075
4989	FEDERAL AID, OTHER HOME & COMMUNITY SERVICES	-	-	-	1,586
3910	STATE AID -ENVIRONMENTAL CONSERV	-	56,563	-	-
5031.007	INTERFUND TRANSFER -DEBT SERVICE PREMIUM	-	206	-	21,961
	TOTAL BUDGETED/ACTUAL REVENUES - PART TOWN	6,299,288	6,302,096	6,558,261	6,437,309

TOWN OF NORTH HEMPSTEAD					
	Town Outside Village Fund (TOV)	Tentative Budget 2023	Adopted Budget 2022	Actual 2021	Actual 2020
	DEPARTMENT OF PUBLIC SAFETY				
	B.06.3120. PARKING ENFORCEMENT				
1000	FULL TIME	239,501	243,300	237,894	225,675
1200	SEASONAL AND PART TIME	45,000	45,000	18,883	33,245
1300	OVERTIME	44,000	44,000	43,842	45,198
1400	NIGHT DIFFERENTIAL	10,000	10,000	5,969	6,859
	Subtotal	338,501	342,300	306,588	310,976
2000	CAPITAL OUTLAY AND EQUIPMENT	1,560	1,560	2,300	1,409
4010	STATIONERY & PRINTING	3,600	3,000	2,978	4,925
4660	UNIFORMS & LAUNDRY	4,800	4,000	430	3,095
4670	GAS AND OIL	4,000	4,000	3,405	2,754
4715	SERVICES RENDERED BY OTHER FUNDS	2,000	2,000	667	540
4752	R & M - OPERATING EQUIPMENT	3,600	3,000	1,964	1,084
	Subtotal	19,560	17,560	11,744	13,808
	TOTAL PARKING ENFORCEMENT	358,061	359,860	318,333	324,784
	B.06.3625 CODE ENFORCEMENT				
1000	FULL TIME	466,835	490,411	399,079	375,353
1200	SEASONAL AND PART TIME	25,000	25,000	12,795	-
1300	OVERTIME	14,000	10,000	5,269	14,004
1400	NIGHT DIFFERENTIAL	15,000	15,000	2,110	3,746
	Subtotal	520,835	540,411	419,252	393,104
4010	STATIONERY & PRINTING	1,000	1,000	319	870
4450	CONFERENCES, SEMINARS & MEETINGS	2,400	2,000	-	-
4660	UNIFORMS & LAUNDRY	7,200	6,000	2,265	2,547
4670	GAS AND OIL	6,000	6,000	3,121	1,528
4715	SERVICES RENDERED BY OTHER FUNDS	7,500	7,500	156	516
4751	R & M - OFFICE EQUIPMENT	400	400	327	180
4752	R & M - OPERATING EQUIPMENT	6,000	6,000	2,569	773
4970	OTHER OPERATING EXPENSES	10,800	9,000	10,751	1,829
	Subtotal	41,300	37,900	19,507	8,243
	TOTAL CODE ENFORCEMENT	562,135	578,311	438,759	401,347
	DEPARTMENT OF PUBLIC SAFETY	920,196	938,171	757,092	726,131

TOWN OF NORTH HEMPSTEAD					
	Town Outside Village Fund (TOV)	Tentative Budget 2023	Adopted Budget 2022	Actual 2021	Actual 2020
	OFFICE OF THE TOWN CLERK				
	B.13.4020. REGISTRAR OF VITAL STATISTICS				
1000	FULL TIME	287,492	269,433	307,759	274,628
1200	SEASONAL AND PART TIME	20,000	30,000	38,753	28,199
	Subtotal	307,492	299,433	346,513	302,827
4010	STATIONERY & PRINTING	10,000	6,000	6,081	4,888
4040	OFFICE SUPPLIES	2,000	1,000	793	525
4054	SOFTWARE SUPPORT	2,875	2,500	2,258	2,500
4080	PHOTOGRAPH MATERIALS	250	250	-	-
4531	EMPLOYEE TRAINING PROGRAMS	300	200	-	-
4751	R & M - OFFICE EQUIPMENT	3,000	2,000	2,375	146
	Subtotal	18,425	11,950	11,508	8,059
	TOTAL TOWN CLERK	325,917	311,383	358,021	310,887

TOWN OF NORTH HEMPSTEAD					
	Town Outside Village Fund (TOV)	Tentative Budget 2023	Adopted Budget 2022	Actual 2021	Actual 2020
	B.31.8020. PLANNING ADMINISTRATION				
1000	FULL TIME	842,678	834,166	819,782	718,372
1200	SEASONAL AND PART TIME	-	-	3,479	32,073
1300	OVERTIME	-	-	-	28
	Subtotal	842,678	834,166	823,261	750,473
4030	BOOKS AND PUBLICATIONS	150	150	-	-
4040	OFFICE SUPPLIES	1,500	250	220	3
4370	SURVEYS, MAPS AND SPECIAL REPORTS	16,900	16,900	16,900	16,900
4380	REPORTS OF HEARINGS, TRANSCRIPTS	4,000	4,500	2,059	-
4410	LEGAL NOTICES	750	125	511	-
4429.003	PROFESSIONAL SERVICES - CONSULTANTS	-	56,563	9,075	59,437
4450	CONFERENCES, SEMINARS & MEETINGS	5,000	5,000	747	1,304
4528	PLANNING & ZONING STUDIES	-	5,000	5,000	6,764
4751	R & M - OFFICE EQUIPMENT	250	250	20	-
	Subtotal	28,550	88,738	34,532	84,409
	TOTAL PLANNING ADMINISTRATION	871,228	922,904	857,792	834,882
	B.32.8010. BOARD MEMBERS & STAFF				
1000	FULL TIME	98,657	98,658	97,020	95,366
1200	SEASONAL AND PART TIME	68,620	68,620	67,692	68,997
	Subtotal	167,277	167,278	164,712	164,363
4040	OFFICE SUPPLIES	1,250	150	71	-
4380	REPORTS OF HEARINGS, TRANSCRIPTS	45,000	20,000	27,574	16,969
4410	LEGAL NOTICES	30,000	20,000	30,535	26,243
4450	CONFERENCES, SEMINARS & MEETINGS	250	150	-	-
4751	R & M - OFFICE EQUIPMENT	1,250	1,250	-	-
	Subtotal	77,750	41,550	58,181	43,212
	TOTAL BOARD MEMBERS & STAFF	245,027	208,828	222,893	207,575
	B.31.8030. ENVIRONMENTAL FACILITIES				
1000	FULL TIME	97,097	95,137	82,115	60,168
	Subtotal	97,097	95,137	82,115	60,168
	TOTAL ENVIRONMENTAL FACILITIES	97,097	95,137	95,128	60,168
	TOTAL PLANNING, BZA & ENVIRONMENTAL FACILITIES	1,213,352	1,226,869	1,175,813	1,102,625

TOWN OF NORTH HEMPSTEAD					
	Town Outside Village Fund (TOV)	Tentative Budget 2023	Adopted Budget 2022	Actual 2021	Actual 2020
	BUILDING & SAFETY INSPECTION				
	B.33.3620. ADMINISTRATION				
1000	FULL TIME	532,569	623,364	484,955	474,695
1300	OVERTIME	5,000	5,000	-	-
	Subtotal	537,569	628,364	484,955	474,695
4010	STATIONERY & PRINTING	1,000	1,000	742	560
4030	BOOKS AND PUBLICATIONS	200	200	-	-
4040	OFFICE SUPPLIES	8,000	8,000	6,436	6,654
4450	CONFERENCES, SEMINARS & MEETINGS	4,000	3,000	100	-
4670	GAS AND OIL	20,000	16,000	18,196	9,359
4715	SERVICES RENDERED BY OTHER FUNDS	1,000	1,000	163	74
4752	R & M - OPERATING EQUIPMENT	1,000	1,000	-	900
	Subtotal	35,200	30,200	25,636	17,547
	TOTAL ADMINISTRATION	572,769	658,564	510,592	492,241
	B.33.3621. BUILDING INSPECTION				
1000	FULL TIME	1,363,252	1,228,852	1,253,178	1,149,080
1300	OVERTIME	25,000	23,000	35,063	7,587
	Subtotal	1,388,252	1,251,852	1,288,241	1,156,666
4010	STATIONERY & PRINTING	100	100	97	-
4299	RENTALS - MISCELLANEOUS	50	50	-	-
4450	CONFERENCES, SEMINARS & MEETINGS	4,000	3,000	-	-
4660	UNIFORMS & LAUNDRY	12,000	10,000	5,844	5,166
4715	SERVICES RENDERED BY OTHER FUNDS	4,000	4,000	817	692
4752	R & M - OPERATING EQUIPMENT	10,000	10,000	20,287	11,311
4970	OTHER OPERATING EXPENSES	1,000	1,000	460	2,716
	Subtotal	31,150	28,150	27,504	19,885
	TOTAL BUILDING INSPECTION	1,419,402	1,280,002	1,315,745	1,176,552

TOWN OF NORTH HEMPSTEAD					
	Town Outside Village Fund (TOV)	Tentative Budget 2023	Adopted Budget 2022	Actual 2021	Actual 2020
	B.33.3622. PLANS EXAMINATION				
1000	FULL TIME	1,895,398	1,945,793	1,934,369	1,744,987
1200	SEASONAL AND PART TIME	33,450	33,450	8,356	28,096
1300	OVERTIME	100,000	100,000	46,809	71,660
	Subtotal	2,028,848	2,079,243	1,989,535	1,844,743
4010	STATIONERY & PRINTING	1,100	1,100	465	-
4030	BOOKS AND PUBLICATIONS	100	100	-	-
4040	OFFICE SUPPLIES	100	100	-	-
4751	R & M - OFFICE EQUIPMENT	100	100	-	-
	Subtotal	1,400	1,400	465	-
	TOTAL PLANS EXAMINATION	2,030,248	2,080,643	1,990,000	1,844,743
	BUILDING & SAFETY INSPECTION (cont)				
	B.33.3623. RENTALS, LICENSES & ENFORCEMENT				
1000	FULL TIME	306,808	401,871	390,870	449,001
1300	OVERTIME	500	500	188	159
	Subtotal	307,308	402,371	391,058	449,160
4010	STATIONERY & PRINTING	50	50	-	-
4080	PHOTOGRAPH MATERIALS	50	50	-	-
4751	R & M - OFFICE EQUIPMENT	50	50	-	-
4970	OTHER OPERATING EXPENSES	200	200	-	-
	Subtotal	350	350	-	-
	TOTAL RENTALS, LICENSES & ENFORCEMENT	307,658	402,721	391,058	449,160
	B.33.3626. LICENSING BOARD				
1000	FULL TIME	77,077	73,323	82,886	69,164
1200	SEASONAL AND PART TIME	22,000	15,000	17,943	5,343
1300	OVERTIME	3,000	3,000	10,582	1,755
	Subtotal	102,077	91,323	111,411	76,262
4010	STATIONERY & PRINTING	1,000	1,000	-	-
	TOTAL LICENSING BOARD	103,077	92,323	111,411	76,262
	TOTAL BUILDINGS & SAFETY INSPECTION	4,433,154	4,514,253	4,318,805	4,038,958
	TOTAL PART TOWN ALLOCATED DEPARTMENT	6,892,619	6,990,676	6,609,731	6,178,600

TOWN OF NORTH HEMPSTEAD					
	Town Outside Village Fund (TOV)	Tentative Budget 2023	Adopted Budget 2022	Actual 2021	Actual 2020
	PART TOWN - UNALLOCATED				
	B.00.9999. UNALLOCATED				
4200	MANDATORY DRUG TESTING	400	400	111	36
4261	INSURANCE, FIRE & LIABILITY ETC.	147,096	104,300	78,219	79,879
4292	RENTALS - BUILDINGS	74,214	88,992	87,247	85,536
4400	CONTINGENCY	50,000	60,000	-	-
4429	PROFESSIONAL SERVICES	5,000	-	-	7,652
4429.001	PROFESSIONAL SERVICES AUDITOR	18,980	22,074	21,240	17,200
	Subtotal	295,690	275,766	186,817	190,304
	B.00.8760.EMERGENCY DISASTER				
4110.	SUPPLIES & MATERIALS	-	-	-	27,312
	EMPLOYEE BENEFITS				
	B.04.9010 STATE RETIREMENT				
8010	NYS EMPLOYEE RETIREMENT ANNUAL EXPENSES	978,192	880,266	852,463	760,180
8011	NYS EMPLOYEE RETIREMENT DEFERRAL REPAYMENT	100,233	144,544	161,858	159,012
8030	SOCIAL SECURITY TAXES - EMPLOYER	450,000	450,000	477,245	445,795
1980	METROPOLITAN COMMUTER TRANSPORTATION TAX	14,000	14,000	13,264	10,751
8040	WORKERS' COMPENSATION	213,076	217,823	217,386	203,989
8040.002	WORKERS COMP WORKERS COMP ADMIN FEES	5,213	5,153	5,153	7,475
8050	UNEMPLOYMENT EXPENSES	3,000	2,500	-	-
8055	DISABILITY INSURANCE	200	200	-	-
8061	HEALTH	1,936,689	1,693,093	1,580,945	1,408,093
8062	DENTAL	90,000	87,975	85,721	73,889
8063	OPTICAL	6,700	7,000	6,361	5,800
4525	CSEA LEGAL FEES	4,750	4,860	5,076	5,154
8064	HEALTH & MEDICAL REIMBURSEMENT	45,000	40,000	42,367	44,700
	TOTAL EMPLOYEE BENEFITS	3,847,054	3,547,414	3,447,839	3,124,839
	INDEBTEDNESS				
9901.737	INTEREST - BANS	-	-	205	573
	TOTAL BOND ANTICIPATION NOTES	-	-	205	573
9901.716	INTERFUND TRANSFER PRINCIPAL S.B.	64,455	61,692	32,460	21,439
9901.717	INTERFUND TRANSFER INTEREST S.B.	31,929	34,665	19,006	30,044
	TOTAL INTERFUND TRANSFER - SERIAL BONDS	96,384	96,357	51,467	51,483
	TOTAL INDEBTEDNESS	96,384	96,357	51,671	52,057
	OTHER				
4980	ADMINISTRATIVE CHARGE	3,055,669	2,650,941	2,358,816	2,196,521
9901.200	INTERFUND TRANSFER CAPITAL	-	-	349,581	149,641
	TOTAL OTHER	3,055,669	2,650,941	2,708,397	2,346,162
	TOTAL PART TOWN - UNALLOCATED	7,294,797	6,570,478	6,394,724	5,740,674
	TOTAL PART TOWN	14,187,416	13,561,154	13,004,455	11,919,274

TOWN OF NORTH HEMPSTEAD

	Town Outside Village Fund (TOV)	Tentative Budget 2023	Adopted Budget 2022	Actual 2021	Actual 2020
	DA - HIGHWAY				
	BUDGETED/ACTUAL REVENUES - Highway				
1001001	REAL PROPERTY TAX - RESTORED TAXES	50,000	-	46,444	53,584
1081	PAYMENT IN LIEU OF TAXES	400,936	362,452	362,867	470,678
1081.001	PAYMENT IN LIEU OF TAXES - LIPA	1,318,661	1,346,446	1,346,446	1,318,208
1090	PROPERTY TAX - INTEREST & PENALTIES	500	-	518	2,064
2012	CONCESSION FEES	-	-	87	101
2300	TRANSPORTATION SERVICES - OTHER GOVERNMENT	15,000	15,000	26,960	11,459
2401	INTEREST EARNED	35,000	2,500	5,927	49,575
2410	RENTAL OF REAL PROPERTY	64,000	60,801	63,982	61,837
2650	RECYCLING - ALL OTHER	500	-	3,824	1,089
2665	SALE OF EQUIPMENT	40,000	20,000	104,400	62,210
2701	REFUND OF PRIOR YEAR EXPENDITURE	20,000	40,000	18,183	176,008
2770	OTHER UNCLASSIFIED REVENUE	-	-	859	-
2771	MISCELLANEOUS PERMITS	550,000	550,000	434,840	482,533
2801	INTERFUND REVENUES	50,000	50,000	96,301	48,496
3502	CONSOLIDATED HIGHWAY AID - CAPITAL	1,380,667	888,855	1,148,960	634,798
5031.005	INTERFUND TRANSFER TOWN SPECIAL DISTRICTS	240,207	314,910	399,876	502,425
5031.007	INTERFUND TRANSFER DEBT SERVICE PREMIUM	215,588	75,300	164,986	238,407
5031.008	INTERFUND TRANSFER CAP PROJECT INTEREST	30,000	150,000	151,101	152,595
5031.010	INTERFUND TRANSFER DEBT SERVICE	138,415	601,120	163,034	214,326
	TOTAL BUDGETED REVENUE - HIGHWAY	4,549,473	4,477,384	4,539,597	4,480,394

TOWN OF NORTH HEMPSTEAD					
	Town Outside Village Fund (TOV)	Tentative Budget 2023	Adopted Budget 2022	Actual 2021	Actual 2020
	DEPARTMENT OF PUBLIC WORKS - HIGHWAY DIVISION				
	DA.07.5220. ADMINISTRATION				
1000	FULL TIME	577,657	483,564	663,652	496,543
1300	OVERTIME	15,000	20,000	8,860	12,795
	Subtotal	592,657	503,564	672,511	509,338
4010	STATIONERY & PRINTING	4,000	5,000	2,867	2,318
4221	GPS TRACKING	30,000	32,500	27,541	23,913
4291	RENTALS	8,700			
4450	CONFERENCES, SEMINARS & MEETINGS	1,000	1,500	908	508
4715	SERVICES RENDERED BY OTHER FUNDS	-	-	-	31,980
4752	R & M - OPERATING EQUIPMENT	250	500	200	-
4756	R & M - FLEET WASHING	10,000	10,000	2,400	6,525
	Subtotal	53,950	49,500	33,916	65,244
	TOTAL ADMINISTRATION	646,607	553,064	706,427	574,582
	DA.07.5112. IMPROVEMENTS				
4740	T.P.S-OPERATING EQUIPMENT	115,000	120,575	82,773	110,613
4744	T.P.S - HIGHWAY MAINTENANCE	30,000	32,000	22,234	21,806
4771	BITUMINOUS	72,000	85,000	64,959	26,689
4772	STONE & SAND	4,000	5,200	2,828	2,351
	TOTAL IMPROVEMENTS	221,000	242,775	172,794	161,459

TOWN OF NORTH HEMPSTEAD					
	Town Outside Village Fund (TOV)	Tentative Budget 2023	Adopted Budget 2022	Actual 2021	Actual 2020
	DEPARTMENT OF PUBLIC WORKS - HIGHWAY DIVISION (cont)				
	DA.07.5117. HIGHWAY YARDS & GARAGES				
1000	FULL TIME	4,007,198	4,006,751	3,837,841	3,535,615
1300	OVERTIME	400,000	400,000	367,981	430,871
1400	NIGHT DIFFERENTIAL	-	-	-	(57)
	Subtotal	4,407,198	4,406,751	4,205,823	3,966,429
4210	WATER	2,000	2,000	2,400	1,005
4299.001	RENTALS - MISC EQUIPMENT	10,000	-	-	48,361
4220	HEATING/NATURAL GAS	-	12,000	6,910	4,710
4740	T.P.S. - OPERATING EQUIPMENT	15,000	15,000	4,631	5,176
4743	T.P.S. - PLANT & GROUNDS	10,000	10,000	8,629	3,918
4752	R & M - OPERATING EQUIPMENT	2,500	2,500	-	-
8410	ELECTRICITY	14,000	13,120	13,658	12,786
	Subtotal	53,500	54,620	36,227	75,956
	TOTAL HIGHWAY YARDS & GARAGES	4,460,698	4,461,371	4,242,050	4,042,385
	DA.07.5142. SNOW REMOVAL				
1300	OVERTIME	400,000	400,000	251,166	102,218
	Subtotal	400,000	400,000	251,166	102,218
2000	CAPITAL OUTLAY AND EQUIPMENT	25,000	25,000	-	7,098
4299.001	RENTALS-MISC. EQUIPMENT	100,000	100,000	55,408	203,622
4690	SAND, SALT ETC.	500,000	500,000	398,802	255,718
4715	SERVICES RENDERED BY OTHER FUNDS	-	-	50,024	7,905
4740	T.P.S. - OPERATING EQUIPMENT	125,000	100,000	123,857	79,247
4752	R & M - OPERATING EQUIPMENT	15,000	12,500	-	-
	Subtotal	765,000	737,500	628,091	553,591
	TOTAL SNOW REMOVAL	1,165,000	1,137,500	879,258	655,808
	DA.07.5221. GENERAL REPAIRS				
4210	WATER	500	500	264	264
4220	HEATING/NATURAL GAS	50,000	55,000	46,121	35,827
4660	UNIFORMS & LAUNDRY	37,500	40,000	29,821	30,103
4670	GAS AND OIL	250,000	225,000	209,228	118,737
4740	T.P.S. - OPERATING EQUIPMENT	660,000	640,000	584,849	364,173
4743	T.P.S. - PLANT & GROUNDS	53,000	65,000	50,540	49,764
4744	T.P.S - HIGHWAY MAINTENANCE	30,000	45,000	27,626	10,078
4930	CONTRACTUAL SERVICES	15,000	15,000	13,800	-
4745	T.P.S. - TIRES, TUBES ETC.	60,000	63,000	39,824	56,377
4752	R & M - OPERATING EQUIPMENT	35,000	35,000	22,447	22,443
4753	R & M - PLANT & GROUNDS	20,000	30,000	17,974	1,907
4780	LANDSCAPING	180,000	130,000	97,020	56,477
8410	ELECTRICITY	20,000	18,000	18,253	16,226
	Subtotal	1,411,000	1,361,500	1,157,768	762,374
	TOTAL GENERAL REPAIRS	1,411,000	1,361,500	1,157,768	762,374

TOWN OF NORTH HEMPSTEAD					
	Town Outside Village Fund (TOV)	Tentative Budget 2023	Adopted Budget 2022	Actual 2021	Actual 2020
	DEPARTMENT OF PUBLIC WORKS - HIGHWAY DIVISION (cont)				
	DA.07.5222. SIGN SHOP				
1000	FULL TIME	356,393	352,000	275,656	406,779
1300	OVERTIME	60,000	60,000	18,832	19,308
	Subtotal	416,393	412,000	294,488	426,087
2000	CAPITAL OUTLAY AND EQUIPMENT	-			
4740	T.P.S. - OPERATING EQUIPMENT	25,000	35,000	27,093	12,393
4744	T.P.S. - HIGHWAY MAINTENANCE	110,000	115,000	71,577	75,128
	Subtotal	135,000	150,000	98,671	87,521
	TOTAL SIGN SHOP	551,393	562,000	393,159	513,608
	DA.07.5223. TRAFFIC SAFETY				
1000	FULL TIME	77,968	73,984	70,094	51,711
	Subtotal	77,968	73,984	70,094	51,711
	TOTAL TRAFFIC SAFETY	77,968	73,984	70,094	51,711
	HIGHWAY DIVISION TOTAL	8,533,666	8,392,194	7,621,549	6,761,928
	DA.07.5224. PUBLIC WORKS BUILDING				
1000	FULL TIME	127,521	126,017	108,111	47,765
1300	OVERTIME	1,500	1,500	5,151	1,108
	Subtotal	129,021	127,517	113,262	48,873
4210	WATER	2,000	2,000	974	1,007
4220	HEATING/NATURAL GAS	40,000	50,000	24,452	23,873
4743	T.P.S. - PLANT & GROUNDS	30,000	50,000	9,260	7,361
4753	R & M - PLANT & GROUNDS	30,000	30,000	11,730	8,795
4930	CONTRACTUAL SERVICES	10,000	10,000	1,527	-
8410	ELECTRICITY	92,000	92,000	85,338	81,608
	Subtotal	204,000	234,000	133,282	122,644
	TOTAL PUBLIC WORKS BUILDING	333,021	361,517	246,544	171,517
	DA.07.5225.PUBLIC WORKS GENERAL MAINTENANCE				
1000	FULL TIME	57,253	51,034	49,127	58,278
1200	SEASONAL AND PART TIME	245,000	245,000	137,010	111,326
1300	OVERTIME	2,000	2,000	1,972	5,555
	TOTAL PUBLIC WORKS GENERAL MAINTENANCE	304,253	298,034	188,110	175,159

TOWN OF NORTH HEMPSTEAD					
	Town Outside Village Fund (TOV)	Tentative Budget 2023	Adopted Budget 2022	Actual 2021	Actual 2020
	DEPARTMENT OF PUBLIC WORKS (cont)				
	DA.07.5146. PUBLIC WORKS - VEHICLE REPAIR FACILITY				
1000	FULL TIME	815,253	791,676	713,801	839,744
1300	OVERTIME	70,000	70,000	52,846	64,615
	Subtotal	885,253	861,676	766,647	904,358
4220	HEATING/NATURAL GAS	15,000	15,000	9,424	9,184
4660	UNIFORMS & LAUNDRY	1,500	1,500	727	215
4670	GAS AND OIL	5,000	5,000	4,414	2,506
4743	T.P.S. - PLANT & GROUNDS	1,500	1,500	-	-
4745	T.P.S. - TIRES, TUBES ETC.	5,000	5,000	-	-
4752	R & M - OPERATING EQUIPMENT	60,000	60,000	36,986	32,011
4753	R & M - PLANT & GROUNDS	7,500	7,500	289	2,225
8410	ELECTRICITY	50,000	50,000	52,797	41,264
	Subtotal	145,500	145,500	104,637	87,406
	TOTAL PUBLIC WORKS - VEHICLE REPAIR FACILITY	1,030,753	1,007,176	871,284	991,764
	TOTAL DEPARTMENT OF PUBLIC WORKS	1,668,027	1,666,727	1,305,937	1,338,440
	DA.00.5989 HIGHWAY OTHER TRANSPORTATION				
4200	MANDATORY DRUG TESTING	5,000	5,000	3,454	3,521
4261	INSURANCE, FIRE & LIABILITY ETC.	188,991	144,200	110,801	120,060
4400	CONTINGENCY	150,000	236,860	-	-
4429	PROFESSIONAL SERVICES	-	5,000	3,500	-
4429.001	PROFESSIONAL SERVICES AUDITOR	37,173	42,770	44,462	39,067
4760	TIPPING FEES - LANDFILL	550,000	650,000	537,519	370,412
4980	ADMINISTRATIVE CHARGE	2,883,261	2,780,724	2,703,968	2,659,304
	TOTAL HIGHWAY OTHER TRANSPORTATION	3,814,424	3,864,554	3,403,704	3,192,365
	DA.00.8760 EMERGENCY DISASTER				
4110	SUPPLIES & MATERIALS	-	-	-	28,475
	TOTAL HIGHWAY ALLOCATED DEPARTMENTAL TOTAL	14,016,117	13,923,475	12,331,191	11,321,207

TOWN OF NORTH HEMPSTEAD					
	Town Outside Village Fund (TOV)	**Tentative Budget 2023**	**Adopted Budget 2022**	**Actual 2021**	**Actual 2020**
	EMPLOYEE BENEFITS				
8010	NYS EMPLOYEE RETIREMENT ANNUAL EXPENSES	1,015,057	900,879	912,832	893,739
8011	NYS EMPLOYEE RETIREMENT DEFERRAL REPAYMENT	104,325	147,929	173,828	186,951
1980.4	METROPOLITAN COMMUTER TRANSPORTATION TAX	15,000	15,000	13,623	11,001
8030	SOCIAL SECURITY TAXES - EMPLOYER	520,000	520,000	481,349	458,304
8040	WORKERS' COMPENSATION	562,207	554,092	1,039,044	648,740
8040.002	WORKERS' COMPENSATION ADMIN FEE	27,106	26,306	26,306	30,062
8050	UNEMPLOYMENT EXPENSES	5,000	5,000	-	684
8055	DISABILITY INSURANCE	100	100	-	-
8061	HEALTH	3,363,510	3,357,626	3,128,749	3,112,367
8062	DENTAL	87,300	101,648	92,450	87,195
8063	OPTICAL	6,700	10,700	8,910	8,919
4525	CSEA LEGAL FEES	6,667	6,955	7,251	7,474
8064	HEALTH & MEDICAL REIMBURSEMENT	20,000	18,000	21,517	21,183
	TOTAL EMPLOYEE BENEFITS	5,732,971	5,664,235	5,905,860	5,466,619
	INDEBTEDNESS				
9901.736	PRINCIPAL - BANS	-	515,000	14,000	-
9901.737	INTEREST - BANS	-	26,184	58,509	63,166
	TOTAL BOND ANTICIPATION NOTES	-	541,184	72,509	63,166
9901.716	INTERFUND TRANSFER PRINCIPAL S.B.	4,626,868	4,561,416	4,848,195	4,392,471
9901.717	INTERFUND TRANSFER INTEREST S.B.	1,924,526	1,833,881	1,598,799	1,678,310
	TOTAL INTERFUND TRANSFER - SERIAL BONDS	6,551,394	6,395,297	6,446,995	6,070,781
	TOTAL INDEBTEDNESS	6,551,394	6,936,481	6,519,504	6,133,947
	INTERFUND TRANSFER - OTHER				
9901.004	INTERFUND TRANSFER TORT RESERVE/LITIGATION	10,000	10,000	10,000	10,000
9901.005	INTERFUND TRANSFER W/C RESERVE	25,000	25,000	25,000	25,000
9901.200	INTERFUND TRANSFER CAPITAL	-	-	432,293	312,909
	TOTAL INTERFUND TRANSFER - OTHER	35,000	35,000	467,293	347,909
	TOTAL INDEBTEDNESS & INTERFUND TRANSFER	6,586,394	6,971,481	6,986,797	6,481,857
	TOTAL HIGHWAY BUDGETED/ACTUAL EXPENSES	26,335,482	26,559,191	25,223,848	23,269,683
	TOTAL TOWN OUTSIDE VILLAGE	40,522,898	40,120,345	38,228,303	35,188,957

Town of North Hempstead
Town Outside Village (TOV) Fund
Full Time - Salary Listing

Dept #	Department	Title (Number of Positions)	Tentative Budget 2023	Adopted Budget 2022	Actual 2021	Actual 2020
	Department of Public Safety					
3120	Parking Enforcement	PARKING METER SERVICER (4)	239,501			
		Subtotal:	239,501	243,300	237,894	225,675
		Budgeted Headcount by Year:	4	4	4	4
3625	Code Enforcement	PUBLIC SAFETY OFFICER 1	59,911			
		CLERK TYPIST 1	50,026			
		SENIOR CODE ENFORCE INSPECTOR	79,385			
		CODE ENFORCE INSPECTOR (4)	277,513			
		Subtotal:	466,835	490,411	399,079	375,353
		Budgeted Headcount by Year:	7	7	6	8
	Office of the Town Clerk					
4020	Registrar of Vital Statistics	COMMUNITY LIAISON AIDE	65,229			
		CLERK TYPIST 2	78,179			
		CLERK 2 (2)	111,084			
		Subtotal:	254,492	269,433	307,759	274,628
		Budgeted Headcount by Year:	4	4	4	4
	Planning Department					
8020	Planning Administration	ENVIRONMENTAL CNTRL SPEC	127,037			
		COMM PLANNING & DEV	167,660			
		PLANNER 3 (2)	252,003			
		PLANNER 2 (3)	295,978			
		Subtotal:	842,678	834,166	819,782	718,372
		Budgeted Headcount by Year:	7	7	8	6
8010	Board Members & Staff	SEC TO BZA	98,657			
		Subtotal:	98,657	98,658	97,020	95,366
		Budgeted Headcount by Year:	1	1	1	1
8030	Environmental Facilities	ENVIRONMENTAL CNTRL SPEC	97,097			
		Subtotal:	97,097	95,137	82,115	60,168
		Budgeted Headcount by Year:	1	1	1	1
	Department of Buildings & Safety Inspection					
3620	Administration	ADMINISTRATIVE ASSISTANT	101,561			
		COMM BLDG SAFETY INSP ENF	132,600			
		SEC DEP SUPERVISOR	95,160			
		SEC COMM BLD SAF INS ENF	69,896			
		ASST TO COMM BSI&E FOR ADM	133,352			
		Subtotal:	532,569	623,364	484,955	474,695
		Budgeted Headcount by Year:	5	6	5	5
3621	Buildings Inspection	BLDG INSPECTOR 2 (2)	216,590			
		MULTI RESIDENCE INSPECT 1	99,025			
		PLUMBING INSPECTOR 2	100,462			
		PLUMBING INSPECTOR 1 (4)	295,541			
		BLDG INSPECTOR 1 (7)	510,249			
		BLDG INSPECTOR 1 BILG (2)	141,385			
		Subtotal:	1,363,252	1,228,852	1,253,178	1,149,080
		Budgeted Headcount by Year:	17	16	17	14
3622	Plans Examination	ADMINISTRATIVE OFFICER 1	83,537			
		CLERK TYPIST 1 (4)	207,666			
		CLERK 2 (4)	260,349			
		BLDG PLAN EXAMINER 1 (7)	684,974			
		CLERK 1	70,735			
		DEP COMM BLD SAF INS &ENF	114,434			
		BLDG PLAN EXAMINER 2	106,869			
		ARCHITECT	148,768			
		CLERK-LABORER (3)	167,032			
		CLERK-TYPIST 1 BI-LINGUAL	51,034			
		Subtotal:	1,895,398	1,945,793	1,934,369	1,744,987
		Budgeted Headcount by Year:	24	25	24	25

Town of North Hempstead
Town Outside Village (TOV) Fund
Full Time - Salary Listing

Dept #	Department	Title (Number of Positions)	Tentative Budget 2023	Adopted Budget 2022	Actual 2021	Actual 2020
	Department of Buildings & Safety Inspection (Continued)					
3623	Rentals, Licenses & Enforcement	BLDG INSPECTOR 1 (4)	306,808			
		Subtotal:	306,808	401,871	390,870	449,001
		Budgeted Headcount by Year:	4	5	5	6
3626	Licensing Board	ADMINISTRATIVE ASSISTANT	77,077			
		Subtotal:	77,077	73,323	82,886	69,164
		Budgeted Headcount by Year:	1	1	1	1
	Highways Department					
5220	Administration	ADMINISTRATIVE ASSISTANT	78,580			
		BUYER 1	60,828			
		CLERK 2	73,300			
		ACCOUNTING ASSISTANT 2	79,949			
		SUPERINTENDENT OF HIGHWAY	160,000			
		DEPUTY SUPERINTENDENT OF HIGHWAY	125,000			
		Subtotal:	577,657	483,564	663,652	496,543
		Budgeted Headcount by Year:	6	5	6.8	6.8
5117	Highway Yards & Garages	AUTO MECHANIC	60,499			
		AUTO SERVICER	55,945			
		EQUIPMENT OPER TRAINEE (9)	484,888			
		EQUIPMENT OPERATOR 1 (7)	388,896			
		EQUIPMENT OPERATOR 2 (11)	677,635			
		EQUIPMENT OPERATOR 3 (6)	486,920			
		HWY CONST SUPERVISOR (7)	593,830			
		HWY MAINT SUPERVISOR 1 (2)	227,896			
		LABOR SUPERVISOR 1 (5)	308,494			
		LABORER 1 (7)	347,814			
		LABORER 2 (4)	254,111			
		MAINT MECHANIC 1	53,773			
		STOREYARD SUPERVISOR	66,497			
		Subtotal:	4,007,198	4,006,751	3,837,841	3,535,615
		Budgeted Headcount by Year:	62	62	61	61
5222	Sign Shop	EQUIPMENT OPERATOR 2 (2)	149,998			
		LABOR SUPERVISOR 1	75,833			
		SIGN PAINTER	62,151			
		SIGN SHOP SUPERVISOR	68,411			
		Subtotal:	356,393	352,000	275,656	406,779
		Budgeted Headcount by Year:	5	5	5	6
5223	Traffic Safety	TRAFFIC ENGINEER 1	77,968			
		Subtotal:	77,968	73,984	70,094	51,711
		Budgeted Headcount by Year:	1	1	1	1
5224	Public Works Building	LABORER 2 (2)	127,521			
		Subtotal:	127,521	126,017	108,111	47,765
		Budgeted Headcount by Year:	2	2	1	1
5225	PW General Maintenance	EQUIPMENT OPERATOR 2	57,253			
		Subtotal:	57,253	51,034	49,127	58,278
		Budgeted Headcount by Year:	1	1	1	0
5146	PW Vehicle Repair Facility	AUTO MECHANIC (5)	332,493			
		AUTO SERVICER (3)	164,574			
		AUTO LEAD MECHANIC (3)	264,413			
		AUTOMOTIVE SERVICER	53,773			
		Subtotal:	815,253	791,676	713,801	839,744
		Budgeted Headcount by Year:	12	12	13	13

TOWN OPERATED SPECIAL DISTRICTS
TABLE OF CONTENTS

FUND	DISTRICT	PAGE #
	FIRE PROTECTION DISTRICTS	
SF121	Albertson	1
SF122	Carle Place	2
SF123	Floral Park Centre	3
SF124	Glenwood	4
SF125	Great Neck	5
SF126	Port Washington	6
SF127	Roslyn	7
	GARBAGE DISTRICTS	
SR131	Albertson-Searingtown-Herricks	8
SR133	Great Neck	9
SR135	Manhasset	10
SR136	New Cassel	11
SR139	New Hyde Park-Garden City Park-Floral Park Centre	12
SL014	Lighting District	13-14
	PARK DISTRICTS	
SP152	Harbor Hills	15-16
SP155	Manhasset Bay	17
SP154	Clinton G. Martin	18-19
SP156	Levitt Park at Roslyn Heights	20
ST016	Port Washington Public Parking	21-23
SM017	Sidewalk District	24-25
SW018	Great Neck Water District	26
TOSDs	Full Time Salary Listing	27

Town of North Hempstead					
	Town Operated Special Districts	**Tentative Budget 2023**	**Adopted Budget 2022**	**Actual 2021**	**Actual 2020**
SF121	**ALBERTSON FIRE PROTECTION DISTRICT**				
	FIRE FIGHTING				
4261	Insurance, Volunteer Firemen	17,500	17,500	15,334	15,836
4295	Rentals, Hydrant	107,750	96,975	96,975	75,425
4400	Contingency	-	-	-	-
4935	Contract with Albertson H & L E. & .H. Co. No.1	1,168,800	1,145,890	1,122,890	1,100,880
4935.001	Service Award Program	178,659	178,659	170,486	185,718
4980	Administrative Charge	27,233	30,171	26,291	23,764
4985	Town Attorney Administrative Charge	-	-	-	-
4970	Other Operating Expenses	-	-	28,396	20,258
	TOTAL BUDGETED/ACTUAL EXPENSES	1,499,942	1,469,195	1,460,372	1,421,881
	REVENUE				
1081.001	Payment in Lieu of Taxes - LIPA	74,577	72,980	72,979	88,090
2401	Interest Earned	250	65	66	1,244
2770	Other Unclassified Revenue	-	-	-	4,778
	TOTAL ESTIMATED/ACTUAL REVENUE	74,827	73,045	73,045	94,112
	SUMMARY				
	TOTAL BUDGETED/ACTUAL EXPENSES	1,499,942	1,469,195	1,460,372	1,421,881
	ACTUAL FUND BALANCES AT END OF PERIOD			18,260	82,745
		1,499,942	1,469,195	1,478,632	1,504,626
	TOTAL ESTIMATED/ACTUAL REVENUE	74,827	73,045	73,045	94,112
	APPROPRIATED FUND BALANCES				
	APPROPRIATED ASSIGNED - LIPA PILOTs*				
	ACTUAL FUND BALANCES AT BEGINNING OF PERIOD			82,745	110,340
	RAISED BY TAXATION			1,322,842	1,300,174
	AMOUNT TO BE RAISED BY TAXATION	1,425,114	1,396,146		
		1,499,942	1,469,195	1,478,632	1,504,626
	TAX LEVY				
	CLASS I - RESIDENTIAL PROPERTIES	2,678,143	2,395,222	2,097,054	4,599,250
	Tax rate Per 100	43.894	50.207	54.665	24.416
	Tax Levy	1,175,550	1,202,569	1,146,357	1,122,953
	CLASS II - RESIDENTIAL PROPERTIES	-	0	2,759	2,517
	Tax rate Per 100	-	0.000	41.411	44.714
	Tax Levy	-	-	1,143	1,125
	CLASS III - UTILITY PROPERTIES	481,827	399,389	343,291	285,357
	Tax rate Per 100	18.319	15.136	14.328	18.169
	Tax Levy	88,266	60,452	49,187	51,847
	CLASS IV - ALL OTHER PROPERTIES	685,936	653,537	608,121	568,542
	Tax rate Per 100	23.515	20.370	20.745	21.854
	Tax Levy	161,298	133,125	126,155	124,249
	TOTAL TAXABLE VALUATION	3,845,906	3,448,148	3,051,225	5,455,666
	TAX LEVY	1,425,114	1,396,146	1,322,842	1,300,174

** Note 2021 tax split varies from adopted budget due to changes made by the county after adoption*

Town of North Hempstead					
	Town Operated Special Districts	**Tentative Budget 2023**	**Adopted Budget 2022**	**Actual 2021**	**Actual 2020**
SF122	**CARLE PLACE FIRE PROTECTION DISTRICT**				
	FIRE FIGHTING				
4261	Insurance, Volunteer Firemen	16,900	16,900	14,785	15,269
4400	Contingency		9,000	-	-
4935	Contract with Carle Place Hook, Ladder & Hose (	1,600,800	1,516,068	1,464,800	1,440,800
4935.001	Service Award Program	154,000	154,000	154,000	154,000
4980	Administrative Charge	28,265	31,258	27,351	24,564
4985	Town Attorney Administrative Charge	-	-	-	-
	TOTAL BUDGETED/ACTUAL EXPENSES	1,799,965	1,727,226	1,660,936	1,634,633
	REVENUE				
1081	Restored Taxes	-	-	135	30
1081	Payment in Lieu of Taxes	68,000	22,909	22,909	21,178
1081.001	Payment in Lieu of Taxes - LIPA	61,510	61,249	61,249	72,814
1090	Property Tax Interest & Penalties	-	-	-	312
2401	Interest Earned	500	448	225	2,958
2770	Other Unclassified Revenue	-	-	-	4,607
	TOTAL ESTIMATED/ACTUAL REVENUE	130,010	84,606	84,518	101,899
	SUMMARY				
	TOTAL BUDGETED/ACTUAL EXPENSES	1,799,965	1,727,226	1,660,936	1,634,633
	ACTUAL FUND BALANCES AT END OF PERIOD			335,502	301,432
		1,799,965	1,727,227	1,996,438	1,936,065
	TOTAL ESTIMATED/ACTUAL REVENUE	130,010	84,606	84,518	101,899
	APPROPRIATED FUND BALANCES	-			
	APPROPRIATED ASSIGNED - LIPA PILOTs*				
	ACTUAL FUND BALANCES AT BEGINNING OF PERIOD			301,432	246,215
	RAISED BY TAXATION			1,610,488	1,587,952
	AMOUNT TO BE RAISED BY TAXATION	1,669,956	1,642,634		
		1,799,965	1,727,226	1,996,438	1,936,071
				-	
	TAX LEVY				
	TAXABLE VALUATION				
	CLASS I - RESIDENTIAL PROPERTIES	1,212,222	1,079,995	955,649	2,104,363
	Tax rate Per 100	50.721	63.920	68.842	30.726
	Tax Levy	614,847	690,333	657,888	646,587
	CLASS II - RESIDENTIAL PROPERTIES	268,901	237,452	206,004	178,671
	Tax rate Per 100	17.219	17.753	19.468	22.121
	Tax Levy	46,303	42,155	40,105	39,524
	CLASS III - UTILITY PROPERTIES	199,319	167,182	145,610	123,933
	Tax rate Per 100	27.620	25.203	24.425	30.608
	Tax Levy	55,053	42,135	35,565	37,933
	CLASS IV - ALL OTHER PROPERTIES	3,039,741	2,942,211	2,874,803	2,575,063
	Tax rate Per 100	31.376	29.502	30.504	33.549
	Tax Levy	953,753	868,011	876,930	863,908
	TOTAL TAXABLE VALUATION	4,720,183	4,426,840	4,182,066	4,982,030
	TAX LEVY	1,669,956	1,642,634	1,610,488	1,587,952

** Note 2021 tax split varies from adopted budget due to changes made by the county after adoption*

Town of North Hempstead					
	Town Operated Special Districts	Tentative Budget 2023	Adopted Budget 2022	Actual 2021	Actual 2020
SF123	***FLORAL PARK CENTRE FIRE PROTECTION DISTRICT***				
	FIRE FIGHTING				
4261	Insurance, Volunteer Firemen	7,900	7,900	6,903	7,129
4295	Rentals, Hydrant	43,296	41,184	39,534	35,739
4400	Contingency	1,850	1,850	-	-
4935	Contract with Floral Park Centre Fire Co.	149,100	128,544	123,600	118,100
4935.001	Service Award Program	36,500	32,621	37,459	36,735
4980	Administrative Charge	20,512	19,545	18,337	17,923
4985	Town Attorney Administrative Charge	-	-	-	-
	TOTAL BUDGETED/ACTUAL EXPENSES	259,158	231,644	225,833	215,626
	REVENUE				
1081.001	Payment in Lieu of Taxes - LIPA	6,281	6,336	6,336	7,747
2401	Interest Earned	50	30	26	318
2770	Other Unclassified Revenue	-	-	-	2,151
	TOTAL ESTIMATED/ACTUAL REVENUE	6,331	6,366	6,362	10,217
	SUMMARY				
	TOTAL BUDGETED/ACTUAL EXPENSES	259,158	231,644	225,833	215,626
	ACTUAL FUND BALANCES AT END OF PERIOD			42,443	41,036
		259,158	231,644	268,276	256,662
	TOTAL ESTIMATED/ACTUAL REVENUE	6,331	6,366	6,362	10,217
	APPROPRIATED FUND BALANCES				
	APPROPRIATED ASSIGNED - LIPA PILOTs*				-
	ACTUAL FUND BALANCES AT BEGINNING OF PERIOD			41,036	27,126
	RAISED BY TAXATION			220,878	219,319
	AMOUNT TO BE RAISED BY TAXATION	252,826	225,278		
		259,158	231,644	268,276	256,662
	TAX LEVY				
	TAXABLE VALUATION				
	CLASS I - RESIDENTIAL PROPERTIES	124,306	110,853	95,155	207,645
	Tax rate Per 100	139.396	149.133	170.911	77.547
	Tax Levy	173,277	165,318	162,630	161,022
	CLASS II - RESIDENTIAL PROPERTIES	3,746	3,708	3,671	3,634
	Tax rate Per 100	80.209	62.139	61.711	62.073
	Tax Levy	3,005	2,304	2,265	2,256
	CLASS III - UTILITY PROPERTIES	8,911	7,391	6,331	5,257
	Tax rate Per 100	89.443	68.596	67.646	86.806
	Tax Levy	7,970	5,070	4,283	4,563
	CLASS IV - ALL OTHER PROPERTIES	86,637	79,869	72,377	65,187
	Tax rate Per 100	79.151	65.840	71.431	78.970
	Tax Levy	68,574	52,586	51,700	51,478
	TOTAL TAXABLE VALUATION	223,600	201,821	177,534	281,723
	TAX LEVY	252,826	225,278	220,878	219,319

** Note 2021 tax split varies from adopted budget due to changes made by the county after adoption*

Town of North Hempstead					
	Town Operated Special Districts	**Tentative Budget 2023**	**Adopted Budget 2022**	**Actual 2021**	**Actual 2020**
SF124	***GLENWOOD FIRE PROTECTION DISTRICT***				
	FIRE FIGHTING				
4400	Contingency		-	-	-
4935	Contract with Glenwood H. & L. E. & H. Co., Inc	365,540	355,544	333,592	329,672
4935.001	Service Award Program	74,250	72,445	74,183	74,183
4970	Other Operating Expenses	-	-	-	-
4980	Administrative Charge	22,883	25,989	22,009	18,575
4985	Town Attorney Administrative Charge	-	-	-	-
	TOTAL BUDGETED/ACTUAL EXPENSES	462,673	453,978	429,784	422,430
	REVENUE				
1000.001	Restored Taxes		-	-	9
1081.001	Payment in Lieu of Taxes - LIPA	61,419	57,201	57,201	55,392
2401	Interest Earned		65	56	820
	TOTAL ESTIMATED/ACTUAL REVENUE	61,419	57,266	57,257	56,221
	SUMMARY				
	TOTAL BUDGETED/ACTUAL EXPENSES	462,673	453,978	429,784	422,430
	ACTUAL FUND BALANCES AT END OF PERIOD			104,069	87,405
		462,673	453,978	533,853	509,835
	TOTAL ESTIMATED/ACTUAL REVENUE	61,419	57,266	57,257	56,221
	APPROPRIATED FUND BALANCES				
	ACTUAL FUND BALANCES AT BEGINNING OF PERIOD			87,405	65,087
	RAISED BY TAXATION			389,191	388,527
	AMOUNT TO BE RAISED BY TAXATION	401,254	396,714		
		462,673	453,978	533,853	509,835
	TAX LEVY - 2023 Tax Data to be included in preliminary/adopted version of budget				
	CLASS I - RESIDENTIAL PROPERTIES		31,907	41,398	67,493
	Tax rate Per 100		36.243	24.219	11.287
	Tax Levy	-	11,564	10,026	7,618
	CLASS III - UTILITY PROPERTIES		708,940	832,654	803,101
	Tax rate Per 100		50.182	42.544	43.818
	Tax Levy	-	355,760	354,244	351,903
	CLASS IV - ALL OTHER PROPERTIES		152,627	143,230	211,001
	Tax rate Per 100		19.256	17.399	13.747
	Tax Levy	-	29,390	24,921	29,006
	TOTAL TAXABLE VALUATION	-	893,474	1,017,282	1,081,595
	TAX LEVY	-	396,714	389,191	388,527

**2023 tentative tax levy to be updated*

Town of North Hempstead					
	Town Operated Special Districts	**Tentative Budget 2023**	**Adopted Budget 2022**	**Actual 2021**	**Actual 2020**
SF125	***GREAT NECK FIRE PROTECTION DISTRICT***				
	FIRE FIGHTING				
4935.001	Service Award Program (LOSAP)	12,000	9,861	10,463	22,543
4935.003	Alert Engine, Hook, Ladder & Hose Co. No. 1, In	171,360	167,692	165,000	160,000
4935.004	Vigilant Engine & Hook & Ladder Co.	432,385	423,907	407,603	394,977
4970	Other Operating Expenses	1,000	1,000	-	-
4980	Administrative Charge	23,754	26,631	23,046	19,692
4985	Town Attorney Administrative Charge	-	-	-	-
	TOTAL BUDGETED/ACTUAL EXPENSES	640,499	629,091	606,112	597,212
	REVENUE				
1081.001	Payment in Lieu of Taxes - LIPA	76,827	76,035	76,035	87,494
2401	Interest Earned		95	80	1,512
	TOTAL ESTIMATED/ACTUAL REVENUE	76,827	76,130	76,115	89,006
	SUMMARY				
	TOTAL BUDGETED/ACTUAL EXPENSES	640,499	629,091	606,112	597,212
	ACTUAL FUND BALANCES AT END OF PERIOD			125,606	143,897
		640,499	629,091	731,718	741,109
	TOTAL ESTIMATED/ACTUAL REVENUE	76,827	76,130	76,115	89,006
	APPROPRIATED FUND BALANCES		20,000		
	APPROPRIATED ASSIGNED - LIPA PILOTs*				
	ACTUAL FUND BALANCES AT BEGINNING OF PERIOD			143,897	163,997
	RAISED BY TAXATION			511,706	488,106
	AMOUNT TO BE RAISED BY TAXATION	563,672	532,960		
		640,499	629,091	731,718	741,109
	TAX LEVY				
	TAXABLE VALUATION				
	CLASS I - RESIDENTIAL PROPERTIES	778,184	694,457	607,766	1,365,070
	Tax rate Per 100	58.381	65.902	73.569	31.012
	Tax Levy	454,311	457,661	447,127	423,336
	CLASS III - UTILITY PROPERTIES	400,234	332,397	287,735	241,687
	Tax rate Per 100	23.700	19.135	18.512	22.359
	Tax Levy	94,855	63,604	53,266	54,039
	CLASS IV - ALL OTHER PROPERTIES	38,739	34,715	29,889	25,783
	Tax rate Per 100	37.447	33.691	37.855	41.625
	Tax Levy	14,507	11,696	11,314	10,732
	TOTAL TAXABLE VALUATION	1,217,157	1,061,569	925,390	1,632,540
	TAX LEVY	563,672	532,960	511,706	488,106

Town of North Hempstead					
	Town Operated Special Districts	**Tentative Budget 2023**	**Adopted Budget 2022**	**Actual 2021**	**Actual 2020**
SF126	***PORT WASHINGTON FIRE PROTECTION DISTRICT***				
	FIRE FIGHTING				
4261	Insurance, Volunteer Firemen	60,000	60,000	52,608	54,330
4400	Contracts - Contingency		-	-	-
4935	Port Washington Fire Dept.	1,793,041	1,738,497	1,699,878	1,672,419
4935.001	Service Award Program	233,726	233,726	233,726	233,726
4935.002	Port Washington Fire Medics	289,504	276,927	271,663	260,134
4970	Other Operating Expenses		1,000	1,000	-
4980	Administrative Charge	30,865	33,358	29,335	26,625
4985	Town Attorney Administrative Charge		-	-	-
	TOTAL BUDGETED/ACTUAL EXPENSES	2,407,136	2,343,508	2,288,210	2,247,234
	REVENUE				
1001.001	Restored Taxes		-	73	5,683
1081	Payment in Lieu of Taxes	141,515	135,629	135,629	132,665
1081.001	Payment in Lieu of Taxes - LIPA	79,360	77,916	77,916	93,501
1090	Property Tax Interest & Penalties		-	-	-
2401	Interest Earned		120	148	3,679
2770.003	Other Unclassified Revenue		-	-	16,394
	TOTAL ESTIMATED/ACTUAL REVENUE	220,875	213,665	213,767	251,922
	SUMMARY				
	TOTAL BUDGETED/ACTUAL EXPENSES	2,407,136	2,343,508	2,288,210	2,247,234
	ACTUAL FUND BALANCES AT END OF PERIOD			302,471	345,389
		2,407,136	2,343,508	2,590,681	2,592,624
	TOTAL ESTIMATED/ACTUAL REVENUE	220,875	213,665	213,767	251,922
	APPROPRIATED FUND BALANCES		25,000		
	APPROPRIATED ASSIGNED - LIPA PILOTs*				
	ACTUAL FUND BALANCES AT BEGINNING OF PERIOD			345,389	359,149
	RAISED BY TAXATION			2,031,525	1,981,553
	AMOUNT TO BE RAISED BY TAXATION	2,186,261	2,104,856		
		2,407,136	2,343,508	2,590,681	2,592,624
	TAX LEVY				
	TAXABLE VALUATION				
	CLASS I - RESIDENTIAL PROPERTIES	3,364,110	3,015,239	2,622,998	5,880,239
	Tax rate Per 100	37.763	44.417	49.488	21.487
	Tax Levy	1,270,398	1,339,279	1,298,069	1,263,487
	CLASS II - RESIDENTIAL PROPERTIES	966,238	938,421	853,265	788,866
	Tax rate Per 100	7.274	6.320	6.721	7.113
	Tax Levy	70,285	59,308	57,348	56,112
	CLASS III - UTILITY PROPERTIES	415,031	344,020	295,686	245,776
	Tax rate Per 100	16.889	14.319	13.762	17.281
	Tax Levy	70,094	49,260	40,692	42,473
	CLASS IV - ALL OTHER PROPERTIES	2,581,065	2,465,325	2,306,411	2,100,434
	Tax rate Per 100	30.045	26.650	27.550	29.493
	Tax Levy	775,484	657,009	635,416	619,481
	TOTAL TAXABLE VALUATION	7,326,444	6,763,005	6,078,360	9,015,315
	TAX LEVY	2,186,261	2,104,856	2,031,525	1,981,553

** Note 2021 tax split varies from adopted budget due to changes made by the county after adoption*

Town of North Hempstead					
	Town Operated Special Districts	**Tentative Budget 2023**	**Adopted Budget 2022**	**Actual 2021**	**Actual 2020**
SF127	***ROSLYN FIRE PROTECTION DISTRICT***				
	FIRE FIGHTING				
4261	Insurance, Volunteer Firemen	38,900	38,900	34,078	35,193
4295	Rentals, Hydrant	3,500	3,150	3,150	2,450
4935.001	Service Award Program	57,000	59,307	53,362	59,340
4935.005	Rescue Hook & Ladder Co. No. 1	509,419	386,415	387,515	376,103
4935.006	Roslyn Highlands Hook Ladder Eng.	497,987	399,141	378,837	367,555
4980	Administrative Charge	24,917	27,496	23,860	21,024
4985	Town Attorney Administrative Charge	-	-	-	-
	TOTAL BUDGETED/ACTUAL EXPENSES	1,131,723	914,409	880,802	861,665
	REVENUE				
1001.001	Restored Taxes	-	-	867	30
1081	Payment in Lieu of Taxes	139,292	125,237	128,284	131,521
1081.001	Payment in Lieu of Taxes - LIPA	20,265	20,153	20,153	23,807
1090	Property Tax Interest & Penalties	-	-	238	205
2401	Interest Earned	200	65	90	2,468
2701	Refund of Prior Year Expenditures	-	-	-	(92,121)
2770.003	Other Unclassified Revenue	-	-	-	10,620
	TOTAL ESTIMATED/ACTUAL REVENUE	159,756	145,455	149,631	76,530
	SUMMARY				
	TOTAL BUDGETED/ACTUAL EXPENSES	1,131,723	914,409	880,802	861,665
	ACTUAL FUND BALANCES AT END OF PERIOD			74,627	77,305
		1,131,723	914,409	955,429	938,971
		-			
	TOTAL ESTIMATED/ACTUAL REVENUE	159,756	145,455	149,631	76,530
	APPROPRIATED FUND BALANCES		25,000		
	APPROPRIATED ASSIGNED - LIPA PILOTs*				
	ACTUAL FUND BALANCES AT BEGINNING OF PERIOD			77,305	165,374
	RAISED BY TAXATION			728,492	697,067
	AMOUNT TO BE RAISED BY TAXATION	971,967	743,967		
		1,131,723	914,409	955,429	938,971
	TAX LEVY				
	TAXABLE VALUATION				
	CLASS I - RESIDENTIAL PROPERTIES	707,720	621,485	541,444	1,211,589
	Tax rate Per 100	42.340	43.009	48.640	20.718
	Tax Levy	299,649	267,294	263,358	251,017
	CLASS II - RESIDENTIAL PROPERTIES	20,964	20,057	20,046	17,167
	Tax rate Per 100	177.270	131.904	129.540	144.618
	Tax Levy	37,163	26,456	25,968	24,827
	CLASS III - UTILITY PROPERTIES	141,397	117,205	100,757	83,742
	Tax rate Per 100	16.588	11.821	11.531	14.193
	Tax Levy	23,455	13,855	11,618	11,886
	CLASS IV - ALL OTHER PROPERTIES	2,289,419	2,116,406	1,938,459	1,803,164
	Tax rate Per 100	26.719	20.618	22.056	22.701
	Tax Levy	611,700	436,361	427,547	409,336
	TOTAL TAXABLE VALUATION	3,159,500	2,875,153	2,600,706	3,115,662
	TAX LEVY	971,967	743,967	728,492	697,067

** Note 2021 tax split varies from adopted budget due to changes made by the county after adoption*

Town of North Hempstead					
	Town Operated Special Districts	**Tentative Budget 2023**	**Adopted Budget 2022**	**Actual 2021**	**Actual 2020**
SR131	***ALBERTSON-SEARINGTOWN-HERRICKS REFUSE & GARBAGE DISTRICT***				
4936	Contract - Garbage Removal	2,695,273	2,695,273	2,621,739	2,548,324
4970	Other Expenses		-	-	1,220
4980	Administrative Charge	14,441	14,763	13,050	15,083
4985	Town Attorney Administrative Charge	-	-	-	-
4991	Debt Management Administrative Charge	-	-	-	-
5148	Services Rendered by Other Governments	186,656	189,168	164,779	139,522
9901	Interfund Transfer	-	75,000	75,000	-
9901.736	Interfund Transfer - Principal BANS	-	-	-	280,811
9901.737	Interfund Transfer - Interest BANS	-	-	-	6,433
	Subtotal	2,896,370	2,974,204	2,874,568	2,991,394
	TOTAL BUDGETED/ACTUAL EXPENSES	2,896,370	2,974,204	2,874,568	2,991,394
	REVENUE				
1081.001	Payment in Lieu of Taxes - LIPA	3,367	3,394	3,393	3,334
1000.001	Restored Taxes	-	-	-	73
2401	Interest Earned	250	55	(2,740)	(140)
5031	Interfund Transfer In	-	-	-	150,000
5031.007	Interfund Transfer In - BAN premium	-	-	-	1,872
5731	Bans Redemption from Appropriation	-	-	-	280,811
	TOTAL ESTIMATED/ACTUAL REVENUE	3,617	3,449	654	435,950
	SUMMARY				
	TOTAL BUDGETED/ACTUAL EXPENSES	2,896,370	2,974,204	2,874,568	2,991,394
	ACTUAL FUND BALANCES AT END OF PERIOD			853,004	843,211
		2,896,370	2,974,204	3,727,572	3,834,605
	TOTAL ESTIMATED/ACTUAL REVENUE	3,617	3,449	654	435,950
	APPROPRIATED FUND BALANCES				
	APPROPRIATED ASSIGNED - LIPA PILOTs*				
	ACTUAL FUND BALANCES AT BEGINNING OF PERIOD			843,211	549,994
	RAISED BY TAXATION			2,883,707	2,848,661
	AMOUNT TO BE RAISED BY TAXATION	2,892,753	2,970,756		
		2,896,370	2,974,204	3,727,572	3,834,605
		-			
	TAX LEVY				
	TAXABLE VALUATION				
	CLASS I - RESIDENTIAL PROPERTIES	5,024,293	4,485,723	3,909,649	8,549,765
	Tax rate Per 100	48.888	57.967	64.562	29.164
	Tax Levy	2,456,275	2,600,239	2,524,148	2,493,453
	CLASS II - RESIDENTIAL PROPERTIES	-	0	2,759	2,517
	Tax rate Per 100	-	0.000	49.668	54.019
	Tax Levy	-	-	1,370	1,360
	CLASS IV - ALL OTHER PROPERTIES	1,829,047	1,567,793	1,445,359	1,337,343
	Tax rate Per 100	23.864	23.633	24.782	26.459
	Tax Levy	436,478	370,517	358,189	353,848
	TOTAL TAXABLE VALUATION	6,853,340	6,053,516	5,357,767	9,889,625
	TAX LEVY	2,892,753	2,970,756	2,883,707	2,848,661

** Note 2021 tax split varies from adopted budget due to changes made by the county after adoption*

Town of North Hempstead					
	Town Operated Special Districts	**Tentative Budget 2023**	**Adopted Budget 2022**	**Actual 2021**	**Actual 2020**
SR133	***GREAT NECK GARBAGE & REFUSE DISTRICT***				
4936	Contract - Garbage Removal	949,440	956,755	924,800	944,492
4970	Other Expenses	-	-	-	1,220
4980	Administrative Charge	5,884	6,092	5,349	5,861
4985	Town Attorney Administrative Charge	-	-	-	-
5148	Services Rendered by Other Governments	65,842	70,111	60,707	48,345
	TOTAL BUDGETED/ACTUAL EXPENSES	1,021,166	1,032,958	990,856	999,918
	REVENUE				
2401	Interest Earned	175	50	79	1,219
1001.001	Restored Taxes	-	-	-	12,843
	TOTAL ESTIMATED/ACTUAL REVENUE	175	50	79	14,062
	SUMMARY				
	TOTAL BUDGETED/ACTUAL EXPENSES	1,021,166	1,032,958	990,856	999,918
	ACTUAL FUND BALANCES AT END OF PERIOD			132,762	141,358
		1,021,166	1,032,958	1,123,618	1,141,276
	TOTAL ESTIMATED/ACTUAL REVENUE	175	50	79	14,062
	APPROPRIATED FUND BALANCES				
	APPROPRIATED ASSIGNED - LIPA PILOTs*				
	ACTUAL FUND BALANCES AT BEGINNING OF PERIOD			141,358	169,799
	RAISED BY TAXATION			982,180	957,415
	AMOUNT TO BE RAISED BY TAXATION	1,020,991	1,032,909		
		1,021,166	1,032,959	1,123,618	1,141,276
	TAX LEVY				
	TAXABLE VALUATION				
	CLASS I - RESIDENTIAL PROPERTIES	1,605,478	1,427,585	1,254,736	2,803,575
	Tax rate Per 100	39.121	48.200	52.232	22.767
	Tax Levy	628,086	688,096	655,374	638,290
	CLASS II - RESIDENTIAL PROPERTIES	408,338	376,903	333,784	281,943
	Tax rate Per 100	15.408	14.655	15.693	18.169
	Tax Levy	62,916	55,235	52,381	51,226
	CLASS IV - ALL OTHER PROPERTIES	1,169,843	1,106,865	1,021,420	924,268
	Tax rate Per 100	28.208	26.162	26.867	28.985
	Tax Levy	329,989	289,578	274,425	267,899
	TOTAL TAXABLE VALUATION	3,183,659	2,911,353	2,609,940	4,009,786
	TAX LEVY	1,020,991	1,032,909	982,180	957,415

** Note 2021 tax split varies from adopted budget due to changes made by the county after adoption*

Town of North Hempstead					
	Town Operated Special Districts	**Tentative Budget 2023**	**Adopted Budget 2022**	**Actual 2021**	**Actual 2020**
SR135	***MANHASSET GARBAGE & REFUSE DISTRICT***				
4936	Contract - Garbage Removal	972,782	974,820	977,144	977,851
4970	Other Expenses	15,000	25,000	(1)	1,220
4980	Administrative Charge	9,380	7,124	6,339	6,844
4985	Town Attorney Administrative Charge	-	-	-	-
4991	Debt Management Administrative Charge	-	-	-	-
5148	Services Rendered by Other Governments	69,568	72,588	63,159	54,524
9901.736	Interfund Transfer - Principal BANS	-	-	-	79,508
9901.737	Interfund Transfer - Interest BANS	-	-	-	1,803
	Subtotal	1,066,730	1,079,532	1,046,641	1,121,750
	TOTAL BUDGETED/ACTUAL EXPENSES	1,066,730	1,079,532	1,046,641	1,121,750
	REVENUE				
1081	Payment in Lieu of Taxes	1,193	1,200	1,201	1,178
1081.001	Payment in Lieu of Taxes - LIPA	171	194	194	200
1001.001	Restored Taxes	-	-	14	14
2401	Interest Earned	250	55	(661)	655
5031.007	Interfund Transfer In - BAN premium	-	-	-	526
5731	BANs Redemption From Appropriations	-	-	-	79,508
	TOTAL ESTIMATED/ACTUAL REVENUE	1,614	1,449	748	82,082
	SUMMARY				
	TOTAL BUDGETED/ACTUAL EXPENSES	1,066,730	1,079,532	1,046,641	1,121,750
	ACTUAL FUND BALANCES AT END OF PERIOD			419,721	330,910
		1,066,730	1,079,532	1,466,362	1,452,660
	TOTAL ESTIMATED/ACTUAL REVENUE	1,614	1,449	748	82,082
	APPROPRIATED FUND BALANCES				
	APPROPRIATED ASSIGNED - LIPA PILOTs*				
	ACTUAL FUND BALANCES AT BEGINNING OF PERIOD			330,910	235,854
	RAISED BY TAXATION			1,134,704	1,134,724
	AMOUNT TO BE RAISED BY TAXATION	1,065,116	1,078,071		
		1,066,730	1,079,532	1,466,362	1,452,660
	TAX LEVY				
	TAXABLE VALUATION				
	CLASS I - RESIDENTIAL PROPERTIES	2,115,937	1,885,563	1,677,317	3,775,143
	Tax rate Per 100	19.202	24.745	29.335	13.025
	Tax Levy	406,295	466,583	492,041	491,712
	CLASS II - RESIDENTIAL PROPERTIES	58,722	53,894	49,069	44,938
	Tax rate Per 100	5.869	5.939	6.867	7.501
	Tax Levy	3,447	3,201	3,370	3,371
	CLASS IV - ALL OTHER PROPERTIES	5,136,309	4,905,133	4,540,102	4,232,946
	Tax rate Per 100	12.760	12.401	14.081	15.111
	Tax Levy	655,374	608,286	639,292	639,640
	TOTAL TAXABLE VALUATION	7,310,968	6,844,590	6,266,488	8,053,027
	TAX LEVY	1,065,116	1,078,071	1,134,704	1,134,724

** Note 2021 tax split varies from adopted budget due to changes made by the county after adoption*

Town of North Hempstead					
	Town Operated Special Districts	**Tentative Budget 2023**	**Adopted Budget 2022**	**Actual 2021**	**Actual 2020**
SR136	***NEW CASSEL GARBAGE & REFUSE DISTRICT***				
4936	Contract - Garbage Removal	1,763,657	1,763,657	1,602,400	1,642,427
4970	Other Expenses	5,000	5,000	(2)	2,440
4980	Administrative Charge	9,271	9,762	9,136	8,986
4985	Town Attorney Administrative Charge	-	-	-	-
4991	Debt Management Administrative Charge	-	-	-	-
5148	Services Rendered by Other Governments	114,084	121,921	106,426	84,061
9901.736	Interfund Transfer - Principal BANS	-	-	-	100,116
9901.737	Interfund Transfer - Interest BANS	-	-	-	2,254
	Subtotal	1,892,012	1,900,340	1,717,960	1,840,284
	TOTAL BUDGETED/ACTUAL EXPENSES	1,892,012	1,900,340	1,717,960	1,840,284
	REVENUE				
1081	Payment in Lieu of Taxes	183,669	166,099	166,099	148,102
1081.001	Payment in Lieu of Taxes - LIPA	754	731	732	714
1001.001	Restored Taxes	-	-	836	14
1090	Property Tax Interest & Penalties	-	-	397	2,243
2401	Interest Earned	285	50	(981)	223
5031.007	Interfund Transfer In - BAN premium	-	-	-	659
5731	BANs Redemption From Appropriations	-	-	-	100,116
	TOTAL ESTIMATED/ACTUAL REVENUE	184,708	166,880	167,083	252,071
	SUMMARY				
	TOTAL BUDGETED/ACTUAL EXPENSES	1,892,012	1,900,340	1,717,960	1,840,284
	ACTUAL FUND BALANCES AT END OF PERIOD			389,876	235,940
		1,892,012	1,900,340	2,107,836	2,076,224
	TOTAL ESTIMATED/ACTUAL REVENUE	184,708	166,880	167,083	252,071
	APPROPRIATED FUND BALANCES				
	APPROPRIATED ASSIGNED - LIPA PILOTs*				
	ACTUAL FUND BALANCES AT BEGINNING OF PERIOD			235,940	119,328
	RAISED BY TAXATION			1,704,813	1,704,825
	AMOUNT TO BE RAISED BY TAXATION	1,707,304	1,733,473		
		1,892,012	1,900,340	2,107,836	2,076,224
	TAX LEVY				
	TAXABLE VALUATION				
	CLASS I - RESIDENTIAL PROPERTIES	781,516	716,190	626,985	1,406,125
	Tax rate Per 100	80.012	98.219	110.021	48.939
	Tax Levy	625,308	703,435	689,815	688,144
	CLASS II - RESIDENTIAL PROPERTIES	82,144	78,587	77,321	69,013
	Tax rate Per 100	73.508	72.968	78.692	88.318
	Tax Levy	60,383	57,343	60,845	60,951
	CLASS IV - ALL OTHER PROPERTIES	2,524,728	2,264,080	2,185,515	1,985,724
	Tax rate Per 100	40.464	42.962	43.658	48.130
	Tax Levy	1,021,613	972,694	954,152	955,729
	TOTAL TAXABLE VALUATION	3,388,388	3,058,857	2,889,821	3,460,862
	TAX LEVY	1,707,304	1,733,473	1,704,813	1,704,825

** Note 2021 tax split varies from adopted budget due to changes made by the county after adoption*

Town of North Hempstead					
	Town Operated Special Districts	**Tentative Budget 2023**	**Adopted Budget 2022**	**Actual 2021**	**Actual 2020**
SR139	***NEW HYDE PARK-GARDEN CITY PARK-FLORAL PARK CENTRE GARBAGE & REFUSE***				
4936	Contract - Garbage Removal	2,686,677	2,686,677	2,598,367	2,555,124
4980	Administrative Charge	16,791	13,924	12,857	14,231
4985	Town Attorney Administrative Charge	-	-	-	-
4991	Debt Management Administrative Charge	-	-	-	-
5148	Services Rendered by Other Governments	184,992	189,672	166,843	139,367
9901.736	Interfund Transfer - Principal BANS	-	-	-	8,689
9901.737	Interfund Transfer - Interest BANS	-	-	-	206
	Subtotal	2,888,460	2,890,273	2,778,067	2,717,618
	TOTAL BUDGETED/ACTUAL EXPENSES	2,888,460	2,890,273	2,778,067	2,717,618
	REVENUE				
1081.001	Payment in Lieu of Taxes - LIPA	1,070	1,056	1,056	1,037
1001.001	Restored Taxes	-	-	289	91
1089	Other Tax Items	8,000	8,000	30,001	30,001
2401	Interest Earned	450	85	(102)	2,154
5031.007	Interfund Transfer In - BAN premium	-	-	-	60
5731	BANS Redeemed From Appropriations	-	-	-	8,689
	TOTAL ESTIMATED/ACTUAL REVENUE	9,520	9,141	31,243	42,032
	SUMMARY				
	TOTAL BUDGETED/ACTUAL EXPENSES	2,888,460	2,890,273	2,778,067	2,717,618
	ACTUAL FUND BALANCES AT END OF PERIOD			166,114	143,878
		2,888,460	2,890,273	2,944,181	2,861,496
	TOTAL ESTIMATED/ACTUAL REVENUE	9,520	9,141	31,243	42,032
	APPROPRIATED FUND BALANCES				
	APPROPRIATED ASSIGNED - LIPA PILOTs*				
	ACTUAL FUND BALANCES AT BEGINNING OF PERIOD			143,878	109,762
	RAISED BY TAXATION			2,769,060	2,709,702
	AMOUNT TO BE RAISED BY TAXATION	2,878,941	2,881,161		
		2,888,460	2,890,273	2,944,181	2,861,496
	TAX LEVY				
	TAXABLE VALUATION				
	CLASS I - RESIDENTIAL PROPERTIES	3,392,902	3,118,860	2,636,635	5,724,760
	Tax rate Per 100	55.036	56.589	64.429	29.235
	Tax Levy	1,867,319	1,764,932	1,698,758	1,673,634
	CLASS II - RESIDENTIAL PROPERTIES	16,515	11,156	6,873	7,774
	Tax rate Per 100	17.882	14.488	22.566	22.594
	Tax Levy	2,953	1,616	1,551	1,756
	CLASS IV - ALL OTHER PROPERTIES	4,206,135	3,979,766	3,538,442	3,131,241
	Tax rate Per 100	23.981	28.007	30.204	33.032
	Tax Levy	1,008,669	1,114,613	1,068,751	1,034,312
	TOTAL TAXABLE VALUATION	7,615,552	7,109,782	6,181,950	8,863,775
	TAX LEVY	2,878,941	2,881,161	2,769,060	2,709,702

** Note 2021 tax split varies from adopted budget due to changes made by the county after adoption*

Town of North Hempstead					
	Town Operated Special Districts	**Tentative Budget 2023**	**Adopted Budget 2022**	**Actual 2021**	**Actual 2020**
SL014	***TOWN OF NORTH HEMPSTEAD LIGHTING DISTRICT***				
	PERSONAL SERVICES				
1000	Full Time	47,113	45,114	44,365	43,608
	Subtotal	47,113	45,114	44,365	43,608
	EXPENSES				
4261	Insurance	1,543	1,200	902	2,022
4110	Supplies & Materials (Emergency)	-	-	-	291
4400	Contingency	5,000	5,000	-	-
4670	Gas, Oil, etc.	-	2,000	-	-
4820	Lights in Operations	1,045,000	950,000	1,123,201	881,780
8410	Electricity	1,100,000	1,100,000	1,098,528	1,041,958
	Subtotal	2,151,543	2,058,200	2,222,630	1,926,051
8010	State Retirement	8,218	7,467	7,583	6,747
8030	Social Security	3,200	3,200	3,220	3,155
8035	Metropolitan Commuter Transportation Mobility T	100	350	91	78
8035	Workers' Compensation	175	477	227	655
8040 .002	Workers' Compensation -Admin Fee	8	11	11	82
	Subtotal	11,702	11,505	11,132	10,717
	HOSPITAL & MEDICAL INSURANCE				
8061	Health	13,342	11,753	10,632	10,251
8062	Dental	550	550	474	435
8063	Optical	100	100	45	43
	Subtotal	13,992	12,403	11,151	10,729
4980	Administrative Charge	197,427	215,104	270,173	263,865
4984	DPW Administrative Charge	-	-	-	-
4984	DPW Administrative Charge	-	-	-	-
4985	Town Attorney Administrative Charge	-	-	-	-
4991	Debt Management Administrative Charge	-	-	-	-
	Subtotal	197,427	215,104	270,173	263,865
4930	Contractual Services		-	-	-
9901.716	Serial Bonds - Principal	55,926	41,835	25,981	21,616
9901.717	Serial Bonds - Interest	33,086	19,942	14,629	14,592
	Subtotal	89,013	61,777	40,610	36,207
	TOTAL BUDGETED/ACTUAL EXPENSES	2,510,790	2,404,103	2,600,062	2,291,177
	REVENUE				
1001.001	Restored Taxes	-	-	356	2,384
1081	Payment in Lieu of Taxes	59,539	51,018	51,060	58,978
1081.001	Payment in Lieu of Taxes - LIPA	134,612	137,557	137,558	147,705
1090	Interest & Penalties on Property Taxes	-	-	73	249
2401	Interest Earned	750	190	248	2,574
2701	Refund of Prior Year's Expenses	-	-	-	29
3960	State Aid - Emergency Disaster Assistance	-	-	-	1,086
4960	Federal Aid - Emergency Disaster Assistance	-	-	-	9,774
5031.007	Interfund Transfer In - Premium	9,139	37	2,535	3,760
5031.008	Interfund Transfer In - Capital Interest	905	1,181	1,823	2,028
	TOTAL ESTIMATED/ACTUAL REVENUE	204,945	189,983	193,652	228,567

Town of North Hempstead				
Town Operated Special Districts	**Tentative Budget 2023**	**Adopted Budget 2022**	**Actual 2021**	**Actual 2020**
TOWN OF NORTH HEMPSTEAD LIGHTING DISTRICT (cont.)				
SUMMARY				
TOTAL BUDGETED/ACTUAL EXPENSES	2,510,790	2,404,103	2,600,062	2,291,177
ACTUAL FUND BALANCES AT END OF PERIOD			438,154	613,464
	2,510,790	2,404,103	3,038,216	2,904,641
TOTAL ESTIMATED/ACTUAL REVENUE	204,945	189,983	193,652	228,567
APPROPRIATED FUND BALANCES				
APPROPRIATED ASSIGNED - LIPA PILOTs*				
ACTUAL FUND BALANCES AT BEGINNING OF PERIOD			613,464	473,050
RAISED BY TAXATION			2,231,100	2,203,024
AMOUNT TO BE RAISED BY TAXATION	2,305,845	2,213,840		
	2,510,790	2,403,103	3,038,216	2,904,641
TAX LEVY				
TAXABLE VALUATION				
CLASS I - RESIDENTIAL PROPERTIES	17,902,991	15,970,320	14,001,043	30,954,837
Tax rate Per 100	6.458	7.641	8.794	3.940
Tax Levy	1,156,259	1,220,292	1,231,252	1,219,621
CLASS II - RESIDENTIAL PROPERTIES	2,096,364	1,720,503	1,556,030	1,399,221
Tax rate Per 100	1.651	1.699	1.901	2.108
Tax Levy	34,618	29,231	29,580	29,496
CLASS III - UTILITY PROPERTIES	3,125,843	2,609,162	2,467,950	2,164,894
Tax rate Per 100	3.816	4.415	4.426	5.248
Tax Levy	119,274	115,195	109,231	113,614
CLASS IV - ALL OTHER PROPERTIES	25,261,499	23,577,521	21,903,755	19,619,289
Tax rate Per 100	3.942	3.602	3.931	4.283
Tax Levy	995,695	849,262	861,037	840,294
TOTAL TAXABLE VALUATION	48,386,697	43,877,506	39,928,778	54,138,241
TAX LEVY	2,305,845	2,213,980	2,231,100	2,203,024

** Note 2021 tax split varies from adopted budget due to changes made by the county after adoption*

Town of North Hempstead					
	Town Operated Special Districts	**Tentative Budget 2023**	**Adopted Budget 2022**	**Actual 2021**	**Actual 2020**
SP152	***HARBOR HILLS PARK DISTRICT***				
	PERSONAL SERVICES				
1000	Full Time	30,917	35,291	37,123	11,402
1200	Part Time / Seasonal	127,880	100,000	123,323	47,845
1300	Overtime	10,000	4,000	9,316	4,948
1400	Night Differential	500	300	315	481
	Subtotal	169,297	139,591	170,077	64,676
	EXPENSES				
4210	Water	7,000	7,000	7,751	7,579
4110	Supplies & Materials (Emergency)	-	-	-	3,777
4220	Heating	5,500	5,500	5,950	1,779
4261	Insurance Fire and Liability	7,010	6,500	5,201	3,829
4440	Credit Card Fees	500	100	161	283
4525	CSEA Legal Fees	84	84	91	86
4660	Uniforms & Laundry	-	-	-	452
4680	Chemicals & Testing	10,000	6,200	6,123	3,918
4715	Services Rendered by Other Funds	-	-	6,787	18,015
4740	T.P.S. - Operating Equipment	2,000	2,000	2,446	261
4743	T.P.S. - Plant & Grounds	20,000	15,000	8,883	10,461
4753	R & M - Plant and Grounds	8,500	7,500	7,613	1,085
4902	Recreational Supplies	3,000	2,800	2,953	896
4930	Contractual Services	7,500	7,500	7,206	7,972
8410	Electricity	17,000	14,000	12,504	7,959
	Subtotal	88,094	74,184	73,668	68,351
8010	State Retirement	7,269	6,328	5,811	4,426
8030	Social Security	10,000	10,000	11,846	7,065
8035	MTA Tax	350	300	318	174
8040	Workers' Compensation	345	477	227	660
8040 .002	Workers' Compensation - Admin Fee	8	11	11	82
	Subtotal	17,972	17,116	18,213	12,407
8061	Health	8,973	8,062	6,090	5,166
8062	Dental	360	360	272	246
8063	Optical	35	30	26	22
	Subtotal	9,368	8,452	6,387	5,434
	INTERFUND TRANSFER/INDEBTEDNESS				
9901.736	Principal - BANs		16,575	8,000	6,000
9901.737	Interest - BANs	30,000	8,000	1,537	2,752
9901.716	Serial Bonds - Principal	59,608	57,188	24,701	18,548
9901.717	Serial Bonds - Interest	44,597	48,817	26,400	19,215
	Subtotal	134,204	130,580	60,639	46,515
4980	Administrative Charge	115,719	99,001	92,366	86,556
4984	DPW - Admin Charge	-	-	-	-
4985	Administrative Charge Town Attorney	-	-	-	-
4991	Debt Management Administrative Charge	-	-	-	-
4987	Parks Administrative Charge	-	-	-	-
	Subtotal	115,719	99,001	92,366	86,556
	TOTAL BUDGETED/ACTUAL EXPENSES	534,654	468,924	421,350	283,939

Town of North Hempstead					
	Town Operated Special Districts	**Tentative Budget 2023**	**Adopted Budget 2022**	**Actual 2021**	**Actual 2020**
	HARBOR HILLS PARK DISTRICT (cont.)				
	REVENUE				
2025	Beach & Pool Fees	2,500	2,500	2,683	-
2012	Consession Fees	-	-	-	-
2401	Interest Earned	200	100	91	1,142
2701	Refund of Prior Year Expenditure	-	-	-	(1,072)
2801	Interfund Revenue	-	-	2,907	1,712
5031.007	Interfund Transfer In - BAN premium	15,820	14,794	9,578	17,117
5031.008	Interfund Transfer In - Capital Project Interest	3,014	4,595	5,062	1,986
	TOTAL ESTIMATED/ACTUAL REVENUE	21,534	21,989	20,321	20,885
	SUMMARY				
	TOTAL BUDGETED/ACTUAL EXPENSES	534,654	468,924	421,350	283,939
	ACTUAL FUND BALANCES AT END OF PERIOD			292,175	336,154
		534,654	468,924	713,525	620,093
	TOTAL ESTIMATED/ACTUAL REVENUE	21,534	21,989	20,321	20,885
	APPROPRIATED FUND BALANCES	25,000	25,600		
	ACTUAL FUND BALANCES AT BEGINNING OF PERIOD			336,154	261,118
	RAISED BY TAXATION			357,050	338,090
	AMOUNT TO BE RAISED BY TAXATION	513,120	421,335		
		559,654	468,924	713,525	620,093
	TAX LEVY				
	TAXABLE VALUATION				
	CLASS I - RESIDENTIAL PROPERTIES	226,453	203,185	174,018	405,252
	Tax rate Per 100	226.590	207.365	205.180	83.427
	Tax Levy	513,120	421,335	357,050	338,090
	TOTAL TAXABLE VALUATION	226,453	203,185	174,018	405,252
	TAX LEVY	513,120	421,335	357,050	338,090

** Note 2021 tax split varies from adopted budget due to changes made by the county after adoption*

Town of North Hempstead					
	Town Operated Special Districts	**Tentative Budget 2023**	**Adopted Budget 2022**	**Actual 2021**	**Actual 2020**
SP155	***MANHASSET BAY PARK DISTRICT***				
	EXPENSES				
4210	Water	125	-	105	26
4261	Insurance	-	-	-	-
4715	Services Rendered by Other Funds	-	-	12,821	1,576
4750	Repair & Maintenance	7,000	7,000	8,609	-
4753	R & M - Plant & Grounds	5,000	5,000	3,848	265
4930	Contractual Services	-	-	-	-
4920	Improvements	500	500	-	-
	Subtotal	12,625	12,500	25,383	1,867
	INTERFUND TRANSFER				
9901.716	Serial Bonds - Principal	9,100	8,710	8,320	7,930
9901.717	Serial Bonds - Interest	1,313	1,759	2,184	2,590
	Subtotal	10,413	10,469	10,504	10,520
4980	Administrative Charge	8,771	7,818	7,105	6,548
4985	Administrative Charge - Town Attorney	-	-	-	-
4991	Administrative Charge - Debt	-	-	-	-
4987	Parks Administrative Charge	-	-	-	-
	Subtotal	8,771	7,818	7,105	6,548
	TOTAL BUDGETED/ACTUAL EXPENSES	31,809	30,787	42,992	18,935
	REVENUE				
2401	Interest Earned	100	35	37	642
2701	Refund of Prior Year Expenditures		-	-	(18,517)
5031.008	Interfund Transfer in - Capital Project Interest	32	144	306	491
	TOTAL ESTIMATED/ACTUAL REVENUE	132	179	343	(17,384)
	SUMMARY				
	TOTAL BUDGETED/ACTUAL EXPENSES	31,809	30,787	42,992	18,935
	ACTUAL FUND BALANCES AT END OF PERIOD			140,890	148,678
		31,809	30,787	183,882	167,613
	TOTAL ESTIMATED/ACTUAL REVENUE	132	179	343	(17,384)
	APPROPRIATED FUND BALANCES	11,069	10,000		
	ACTUAL FUND BALANCES AT BEGINNING OF PERIOD			148,678	150,445
	RAISED BY TAXATION			34,861	34,552
	AMOUNT TO BE RAISED BY TAXATION	20,608	20,608		
		31,809	30,787	183,882	167,613
	TAX LEVY				
	TAXABLE VALUATION				
	CLASS I - RESIDENTIAL PROPERTIES	194,450	174,480	149,978	337,386
	Tax rate Per 100	10.598	11.811	23.244	10.241
	Tax Levy	20,608	20,608	34,861	34,552
	TOTAL TAXABLE VALUATION	194,450	174,480	149,978	337,386
	TAX LEVY	20,608	20,608	34,861	34,552

** Note 2021 tax split varies from adopted budget due to changes made by the county after adoption*

Town of North Hempstead					
	Town Operated Special Districts	**Tentative Budget 2023**	**Adopted Budget 2022**	**Actual 2021**	**Actual 2020**
SP154	***CLINTON G. MARTIN PARK DISTRICT***				
	PERSONAL SERVICES				
1000	Full Time	377,925	350,865	362,017	327,223
1200	Part Time / Seasonal	456,400	332,583	395,947	276,919
1300	Overtime	30,000	25,000	43,938	46,437
1400	Night Differential	4,000	4,000	2,898	2,361
	Subtotal	868,325	712,448	804,800	652,940
2000	Equipment & Capital Outlay		-	-	-
	EXPENSES				
4210	Water	7,500	7,500	1,747	844
4110	Supplies & Material (Emergency)	-	-	-	20,630
4220	Heating	10,000	10,000	7,486	6,836
4261	Insurance, Fire and Liability	34,503	30,700	24,702	18,712
4400	Contingency	30,000	30,000	-	-
4440	Credit Card Fees	4,000	4,000	4,553	283
4525	CSEA Legal Fees	417	503	453	430
4660	Uniforms & Laundry	4,000	4,000	3,969	1,596
4670	Gas, Oil, etc.	1,000	1,000	-	-
4680	Chemicals & Testing	40,000	35,000	24,483	32,485
4715	Services Rendered by Other Funds	5,000	5,000	30,249	59,282
4740	T.P.S. - Operating Equipment	8,500	7,500	6,250	3,831
4743	T.P.S. - Plant & Grounds	20,000	20,000	19,331	20,831
4752	R & M - Operating Equipment	4,000	2,500	579	10,071
4753	R & M - Plant & Grounds	16,000	16,000	8,796	15,268
4902	Recreational Supplies	5,000	5,000	2,499	5,000
4930	Contractual Services	40,000	35,000	66,059	18,524
8410	Electricity	45,000	45,000	48,167	35,827
	Subtotal	274,920	258,703	249,324	250,450
8010	State Retirement	75,470	65,430	68,846	56,779
8030	Social Security	60,000	49,275	60,959	49,266
8035	Metropolitan Commuter Transportation Mobility T	1,500	1,038	1,659	1,166
8040	Workers' Compensation	345	992	483	3,028
8050	Unemployment	-	-	-	239
	Subtotal	137,315	116,735	131,948	110,478
	HOSPITAL & MEDICAL INSURANCE				
8061	Health	157,916	100,046	93,179	65,144
8062	Dental	9,250	7,918	8,021	5,102
8063	Optical	800	700	587	397
8064	Health & Medical Reimbursement	2,250	2,250	2,083	2,500
	Subtotal	170,216	110,914	103,871	73,143
	INTERFUND TRANSFER				
9901.716	Serial Bonds - Principal	1,073,541	1,062,617	1,049,196	1,030,856
9901.717	Serial Bonds - Interest	508,769	535,220	561,429	587,104
	Subtotal	1,582,310	1,597,837	1,610,625	1,617,960
4980	Administrative Charge	290,138	269,893	253,121	238,054
4984	DPW Admin Charges	-	-	-	-
4985	Town Attorney Administrative Charge	-	-	-	-
4987	Parks Administrative Charge	-	-	-	-
4991	Administrative Charge - Debt	-	-	-	-
	Subtotal	290,138	269,893	253,121	238,054
	TOTAL BUDGETED/ACTUAL EXPENSES	3,323,224	3,066,530	3,153,687	2,943,025

Town of North Hempstead					
	Town Operated Special Districts	**Tentative Budget 2023**	**Adopted Budget 2022**	**Actual 2021**	**Actual 2020**
	CLINTON G. MARTIN PARK DISTRICT (cont.)				
	REVENUE				
1081.001	Payment in Lieu of Taxes - LIPA	22,739	20,550	20,550	19,095
1001.001	Restored Taxes	-	-	188	66
2025	Pool Fees	350,000	350,000	298,835	(5,547)
2401	Interest Earned	500	145	140	3,641
2410	Rental of Real Property	15,000	15,000	15,000	15,000
2701	Refund Prior Years Expenses	-	-	(28,803)	(610)
2705	Gifts & Donations	-	-	-	-
2770	Other Unclassified Revenue	-	-	-	-
2801	Interfund Revenues	60,000	60,000	84,959	72,916
5031.007	Interfund Transfer In - BAN premium	-	-	-	-
5031.008	Interfund Transfer In - Capital Project Interest	12,262	21,247	15,502	163,438
	TOTAL ESTIMATED/ACTUAL REVENUE	460,501	466,942	406,372	267,998
	SUMMARY				
	TOTAL BUDGETED/ACTUAL EXPENSES	3,323,224	3,066,530	3,153,687	2,943,025
	ACTUAL FUND BALANCES AT END OF PERIOD			114,668	310,844
		3,323,224	3,066,530	3,268,355	3,253,869
	TOTAL ESTIMATED/ACTUAL REVENUE	460,501	466,942	406,372	267,998
	APPROPRIATED FUND BALANCES				
	APPROPRIATED ASSIGNED - LIPA PILOTs*				
	ACTUAL FUND BALANCES AT BEGINNING OF PERIOD			310,844	625,031
	RAISED BY TAXATION			2,551,139	2,360,840
	AMOUNT TO BE RAISED BY TAXATION	2,862,724	2,599,508		
		3,323,224	3,066,450	3,268,355	3,253,869
	TAX LEVY				
	TAXABLE VALUATION				
	CLASS I - RESIDENTIAL PROPERTIES	6,740,979	5,987,514	5,225,882	11,362,301
	Tax rate Per 100	27.861	30.677	34.598	14.761
	Tax Levy	1,878,122	1,836,790	1,808,051	1,677,189
	CLASS II - RESIDENTIAL PROPERTIES	92,447	83,569	78,445	75,356
	Tax rate Per 100	13.718	11.239	11.751	11.609
	Tax Levy	12,682	9,392	9,218	8,748
	CLASS III - UTILITY PROPERTIES	306,370	258,007	220,311	189,332
	Tax rate Per 100	17.401	13.624	13.327	15.215
	Tax Levy	53,312	35,151	29,361	28,807
	CLASS IV - ALL OTHER PROPERTIES	5,586,386	5,042,229	4,584,265	4,090,770
	Tax rate Per 100	16.444	14.244	15.368	15.794
	Tax Levy	918,608	718,215	704,510	646,096
	TOTAL TAXABLE VALUATION	12,726,182	11,371,319	10,108,903	15,717,759
	TAX LEVY	2,862,724	2,599,548	2,551,139	2,360,840

** Note 2021 tax split varies from adopted budget due to changes made by the county after adoption*

Town Operated Special Districts	Tentative Budget 2023	Adopted Budget 2022	Actual 2021	Actual 2020

SP156 ***Levitt Park at Roslyn Heights***

NO EXPENSES BUDGETED FOR THIS DISTRICT

Town of North Hempstead					
	Town Operated Special Districts	**Tentative Budget 2023**	**Adopted Budget 2022**	**Actual 2021**	**Actual 2020**
ST016	***PORT WASHINGTON PUBLIC PARKING DISTRICT***				
	PERSONAL SERVICES				
1000	Full Time	245,297	238,714	266,364	365,499
1200	Part Time / Seasonal	-	4,000	-	-
1300	Overtime	25,000	18,000	14,606	10,783
1400	Night Differential	-	-	-	79
	Subtotal	270,297	260,714	280,970	376,361
2000	Equipment & Capital Outlay	20,000	10,000	4,533	9,492
	EXPENSES				
4010	Stationery & Printing	500	250	1,094	-
4110	Supplies & Materials (Emergency)	-	-	-	1,453
4040	Office Supplies	400	400	137	220
4210	Water	200	200	234	179
4220	Heating	2,400	2,000	2,335	1,830
4261	Insurance	8,297	6,500	4,071	5,368
4440	Credit Card Fees	18,000	18,000	18,026	12,355
4525	CSEA Legal Fees	335	335	453	430
4660	Uniforms & Laundry	2,160	1,800	993	3,603
4670	Gas, Oil, etc.	3,000	3,000	3,048	2,481
4690	Salt, Sand, etc.	1,200	1,000	1,020	-
4715	Services Rendered by Other Funds	9,000	7,500	16,265	1,841
4740	T.P.S. - Operating Equipment	5,400	4,500	4,692	6,465
4743	T.P.S. - Plant & Grounds	1,200	1,000	1,007	1,137
4752	R & M - Operating Equipment	7,680	6,400	6,558	6,131
4753	R & M - Plant & Grounds	600	600	1,164	40
4755	R & M - Meters & Equipment	7,620	6,350	3,937	1,260
4760	Tipping Fees	400	400	186	310
4930	Contractual Services	18,600	5,500	5,591	5,205
4970	Other Operating Expenses	480	400	331	222
4993	Taxes & Assessments	6,000	6,000	5,583	4,854
8410	Electricity	12,000	12,000	12,313	12,514
	Subtotal	105,472	84,135	89,040	67,897
	TOTAL PARKING	395,769	354,849	374,543	453,751

Town of North Hempstead					
	Town Operated Special Districts	**Tentative Budget 2023**	**Adopted Budget 2022**	**Actual 2021**	**Actual 2020**
ST016	***PORT WASHINGTON PUBLIC PARKING DISTRICT***				
8010	State Retirement	60,108	67,378	58,485	57,796
8030	Social Security	28,459	28,459	20,981	28,081
8035	Metropolitan Commuter Transportation Mobility T	800	800	582	676
8040	Workers' Compensation	26,766	27,400	13,354	8,552
8050	Unemployment Expenses	643	-	-	24
	Subtotal	116,777	124,037	93,714	95,130
	HOSPITAL & MEDICAL INSURANCE				
8061	Health	155,594	136,446	128,074	127,012
8062	Dental	4,367	4,367	3,473	5,181
8063	Optical	400	400	273	402
	Subtotal	160,361	141,213	131,821	132,595
	INTERFUND TRANSFER				
9901.716	Serial Bonds - Principal	342,573	293,871	298,202	339,652
9901.717	Serial Bonds - Interest	142,916	117,679	107,445	85,750
	Subtotal	485,489	411,550	405,647	425,402
4980	Administrative Charge	231,700	201,833	185,511	176,534
4984	Administrative Charge - DPW	-	-	-	-
4988	Administrative Charge - Public Safety	-	-	-	-
4985	Administrative Charge - Town Attorney	-	-	-	-
4991	Admin Services Charges - Debt	-	-	-	-
	Subtotal	231,700	201,833	185,511	176,534
	TOTAL BUDGETED/ACTUAL EXPENSES	1,390,096	1,233,482	1,191,236	1,283,412
	REVENUE				
1081	Payment in Lieu of Taxes	11,805	9,230	9,230	7,464
1081	Payment in Lieu of Taxes - LIPA	12,428	11,682	11,682	13,099
1001	Restored Taxes	-	-	5	319
1090	Property Tax Interest & Penalties	-	-	-	-
1520	Parking Enforcement	58,500	58,500	-	-
1710	Parking Permits	102,000	85,000	56,458	34,657
1721	Parking Lots	369,720	308,100	251,412	122,544
1741	Meter Fees	270,000	225,000	205,533	153,302
2401	Interest Earned	50	100	(246)	1,435
2410	Rental Real Property	-	-	405	-
2701	Refund of Prior Year Expenditure	-	-	(643)	396
5031	Interfund Transfer In	-	-	164,765	-
5031.007	Interfund Transfer In - BAN premium	21,730	23	-	-
5031.008	Interfund Transfer In - Capital Project Interest	917	1,553	6,635	11,999
5031.010	Interfund Transfer In - Debt Service Reserve	-	22,080	70,312	-
	TOTAL REVENUE	847,150	721,268	778,052	345,215

Town of North Hempstead					
	Town Operated Special Districts	Tentative Budget 2023	Adopted Budget 2022	Actual 2021	Actual 2020
ST016	***PORT WASHINGTON PUBLIC PARKING DISTRICT***				
	SUMMARY				
	TOTAL BUDGETED/ACTUAL EXPENSES	1,390,096	1,233,482	1,191,236	1,283,412
	ACTUAL FUND BALANCES AT END OF PERIOD			(104,518)	(30,048)
		1,390,096	1,233,482	1,086,718	1,253,363
	TOTAL ESTIMATED/ACTUAL REVENUE	847,150	721,268	778,052	345,215
	APPROPRIATED FUND BALANCES	130,732	100,000		
	APPROPRIATED ASSIGNED - LIPA PILOTs*				
	ACTUAL FUND BALANCES AT BEGINNING OF PERIOD			(30,048)	594,695
	RAISED BY TAXATION			338,714	313,454
	AMOUNT TO BE RAISED BY TAXATION	412,214	412,214		
		1,390,096	1,233,482	1,086,718	1,253,363
	TAX LEVY				
	TAXABLE VALUATION				
	CLASS I - RESIDENTIAL PROPERTIES	8,017,100	7,242,322	6,474,585	14,545,051
	Tax rate Per 100	3.540	4.182	3.830	1.561
	Tax Levy	283,810	302,874	247,977	227,048
	CLASS II - RESIDENTIAL PROPERTIES	1,807,663	1,743,642	1,574,724	1,395,170
	Tax rate Per 100	0.932	0.833	0.754	0.785
	Tax Levy	16,849	14,525	11,873	10,952
	CLASS III - UTILITY PROPERTIES	558,747	468,686	423,012	362,489
	Tax rate Per 100	1.722	1.498	1.212	1.426
	Tax Levy	9,621	7,021	5,127	5,169
	CLASS IV - ALL OTHER PROPERTIES	4,620,093	4,367,772	4,173,010	3,937,494
	Tax rate Per 100	2.206	2.010	1.767	1.785
	Tax Levy	101,934	87,792	73,737	70,284
	TOTAL TAXABLE VALUATION	15,003,603	13,822,422	12,645,331	20,240,204
	TAX LEVY	412,214	412,212	338,714	313,454

** Note 2021 tax split varies from adopted budget due to changes made by the county after adoption*

Town of North Hempstead					
	Town Operated Special Districts	**Tentative Budget 2023**	**Adopted Budget 2022**	**Actual 2021**	**Actual 2020**
SM017	***TOWN OF NORTH HEMPSTEAD SIDEWALK DISTRICT***				
	PERSONAL SERVICES				
1000	Full Time	837,614	810,250	736,112	884,304
1200	Part Time / Seasonal	85,727	64,000	70,006	74,421
1300	Overtime	42,000	40,000	72,603	65,800
	Subtotal	965,341	914,250	878,722	1,024,524
2000	Equipment & Capital Outlay	-	-	-	55,058
	EXPENSES				
4110	Supplies & Materials (Emergency)	-	-	-	5,521
4261	Insurance, Fire, Liability	25,606	19,600	16,108	16,756
4400	Contingency	20,000	20,000	-	-
4525	CSEA Legal Fees	917	1,006	997	1,031
4660	Uniforms & Laundry	5,500	5,500	4,335	4,952
4670	Gas, Oil, etc.	16,500	23,000	10,866	5,486
4715	Services Rendered by Other Funds	-	-	660	-
4740	T.P.S. - Operating Equipment	20,000	60,000	14,694	9,632
4746	T,P & S - MISC.	95,000	85,000	101,891	64,366
4752	R & M - Operating Equipment	28,000	28,000	25,595	23,876
4760	Tipping Fees - Landfill	115,000	105,000	124,491	63,846
	Subtotal	326,522	347,106	299,637	195,465
8010	State Retirement	143,861	137,344	137,109	136,124
8030	Social Security	78,000	78,000	65,950	77,795
8035	Metropolitan Commuter Trans. Mobility Tax	2,000	2,600	1,839	1,830
8040	Workers' Compensation	65,225	45,755	21,728	18,912
8040	Workers' Compensation - Admin Fee	1,596	1,082	1,083	737
8050	Unemployment Expenses	-	100	-	166
	Subtotal	290,682	264,881	227,709	235,564
	HOSPITAL & MEDICAL INSURANCE				
8061	Health	438,805	353,560	345,049	341,243
8062	Dental	15,000	15,000	9,347	12,264
8063	Optical	1,000	1,000	724	988
8064	Health & Medical Reimbursement	8,000	8,000	6,408	8,613
	Subtotal	462,805	377,560	361,528	363,107
	INTERFUND TRANSFER				
9901	Interfund Transfer	215,588	314,910	399,876	502,425
9901.736	Bans - Principal	-	31,000	75,000	-
9901.737	Bans - Interest	-	3,600	7,488	-
9901.716	Serial Bonds - Principal	175,747	164,806	126,867	99,689
9901.717	Serial Bonds - Interest	97,097	97,244	67,282	65,921
	Subtotal	488,432	611,560	676,513	668,035
4980	Administrative Charge	423,591	589,337	572,259	565,365
4984	DPW Administrative Charge	-	-	-	-
4985	Town Attorney Administrative Charge	-	-	-	-
4991	Debt Management Administrative Charge	-	-	-	-
	Subtotal	423,591	589,337	572,259	565,365
	TOTAL BUDGETED/ACTUAL EXPENDITURES	2,957,373	3,104,694	3,016,368	3,107,118

Town of North Hempstead					
	Town Operated Special Districts	**Tentative Budget 2023**	**Adopted Budget 2022**	**Actual 2021**	**Actual 2020**
	TOWN OF NORTH HEMPSTEAD SIDEWALK DISTRICT (cont.)				
	REVENUE				
1081	Payment in Lieu of Taxes	75,563	69,275	69,337	91,391
1081 .001	Payment in Lieu of Taxes - LIPA	173,091	174,449	174,449	213,773
1001.001	Restored Taxes	-	-	485	3,914
1090	Property Tax Interest & Penalties	-	-	99	409
2401	Interest Earned	1,600	420	594	9,407
2701	Refund of Prior Year Expenditure	-	-	28,651	2,865
2801	Interfund Revenues	-	1,500	18,628	6,102
5031 .007	Interfund Transfer In - Premium	10,029	3,434	16,410	23,873
5031 .008	Interfund Transfer In - Capital Project Interest	1,835	8,391	22,011	8,690
	TOTAL ESTIMATED/ACTUAL REVENUE	262,118	257,469	330,664	360,424
	SUMMARY				
	TOTAL BUDGETED/ACTUAL EXPENDITURES	2,957,373	3,104,694	3,016,368	3,107,118
	ACTUAL FUND BALANCES AT END OF PERIOD			1,868,974	1,724,977
		2,957,373	3,104,694	4,885,343	4,832,095
	TOTAL ESTIMATED/ACTUAL REVENUE	262,118	257,469	330,664	360,424
	APPROPRIATED FUND BALANCE				
	APPROPRIATED ASSIGNED - LIPA PILOTs*				
	ACTUAL FUND BALANCE AT BEGINNING OF PERIOD			1,724,977	1,469,713
	RAISED BY TAXATION			2,829,702	3,001,958
	AMOUNT TO BE RAISED BY TAXATION	2,695,255	2,847,070		
		2,957,373	3,104,694	4,885,343	4,832,095
	TAX LEVY				
	TAXABLE VALUATION				
	CLASS I - RESIDENTIAL PROPERTIES	17,902,991	15,970,320	14,001,043	30,954,837
	Tax rate Per 100	7.549	9.826	11.153	5.369
	Tax Levy	1,351,527	1,569,244	1,561,536	1,661,965
	CLASS II - RESIDENTIAL PROPERTIES	2,096,364	1,720,503	1,556,030	1,399,221
	Tax rate Per 100	1.930	2.185	2.411	2.873
	Tax Levy	40,465	37,593	37,516	40,200
	CLASS III - UTILITY PROPERTIES	3,125,843	2,609,162	2,467,950	2,164,894
	Tax rate Per 100	4.460	5.677	5.613	7.151
	Tax Levy	139,417	148,122	138,528	154,812
	CLASS IV - ALL OTHER PROPERTIES	25,261,499	23,577,521	21,903,755	19,619,289
	Tax rate Per 100	4.607	4.632	4.986	5.836
	Tax Levy	1,163,845	1,092,111	1,092,121	1,144,982
	TOTAL TAXABLE VALUATION	48,386,697	43,877,506	39,928,778	54,138,241
	TAX LEVY	2,695,255	2,847,070	2,829,702	3,001,958

** Note 2021 tax split varies from adopted budget due to changes made by the county after adoption*

Town of North Hempstead					
	Town Operated Special Districts	**Tentative Budget 2023**	**Adopted Budget 2022**	**Actual 2021**	**Actual 2020**
SW018	**GREAT NECK WATER DISTRICT**				
4295	Hydrant Rental	62,346	61,960	56,826	53,988
4970	Other Operating Expenses	-	-	-	-
4980	Administrative Charge	754	795	646	545
4985	Town Attorney Administrative Charge	-	-	-	-
	TOTAL BUDGETED/ACTUAL EXPENSES	63,100	62,755	57,472	54,533
	REVENUE				
1081 .001	Payments in Lieu of Taxes - LIPA	7,855	7,725	7,724	7,537
2401	Interest Earned	20	10	6	109
2440	Water Rentals In Arrears	-	-	-	4,998
	TOTAL ESTIMATED/ACTUAL REVENUE	7,875	7,735	7,730	12,643
	SUMMARY				
	TOTAL BUDGETED/ACTUAL EXPENSES	63,100	62,755	57,472	54,533
	ACTUAL FUND BALANCES AT END OF PERIOD			9,158	4,384
		63,100	62,755	66,630	58,917
	TOTAL ESTIMATED/ACTUAL REVENUE	7,875	7,735	7,730	12,643
	APPROPRIATED FUND BALANCES	210			
	APPROPRIATED ASSIGNED - LIPA PILOTs*				
	ACTUAL FUND BALANCES AT BEGINNING OF PERIOD			4,384	4,220
	RAISED BY TAXATION			54,516	42,054
	AMOUNT TO BE RAISED BY TAXATION	55,016	55,016		
		63,100	62,751	66,630	58,917
	TAX LEVY				
	TAXABLE VALUATION				
	CLASS I - RESIDENTIAL PROPERTIES	778,184	694,457	607,766	1,365,070
	Tax rate Per 100	5.698	6.803	7.838	2.672
	Tax Levy	44,342	47,244	47,637	36,475
	CLASS III - UTILITY PROPERTIES	400,234	332,397	287,735	241,687
	Tax rate Per 100	2.313	1.975	1.972	1.926
	Tax Levy	9,258	6,565	5,674	4,655
	CLASS IV - ALL OTHER PROPERTIES	38,739	34,715	29,889	25,783
	Tax rate Per 100	3.655	3.478	4.033	3.586
	Tax Levy	1,416	1,207	1,205	925
	TOTAL TAXABLE VALUATION	1,217,157	1,061,569	925,390	1,632,540
	TAX LEVY	55,016	55,016	54,516	42,054

** Note 2021 tax split varies from adopted budget due to changes made by the county after adoption*

Town of North Hempstead
Town Operated Special Districts
Full Time - Salary Listing

Dept #	Department	Title (Number of Positions)	Tentative Budget 2023	Adopted Budget 2022	Actual 2021	Actual 2020
SL014	Lighting District	SEC COMM PUBLIC WORKS	47,113			
		Subtotal:	47,113	45,114	44,365	43,608
		Budgeted Headcount by Year:	0.80	0.80	0.80	0.80
SP152	Harbor Hills Park District	GROUNDSKEEPER 1	30,917			
		Subtotal:	30,917	35,291	37,123	11,402
		Budgeted Headcount by Year:	0.5	0.58	0.5	0.5
SP154	CGM Park District	LABORER 1	59,706			
		LABORER 2	63,153			
		GROUNDSKEEPER 1	80,288			
		PARK SUPERVISOR 1	89,113			
		MAINT MECHANIC 2	65,210			
		RECREATION LEADER 1	20,455			
		Subtotal:	377,925	350,865	362,017	327,223
		Budgeted Headcount by Year:	5.33	5	5	5
ST016	PW Public Parking	LABOR SUPERVISOR 1	67,164			
		PARKING METER SERVICER (3)	178,133			
		Subtotal:	245,297	238,714	266,364	365,499
		Budgeted Headcount by Year:	4	4	4	5
SM017	Sidewalk District	EQUIPMENT OPER TRAINEE (2)	103,073			
		EQUIPMENT OPERATOR 2 (3)	171,759			
		HWY CONST SUPERVISOR (2)	184,078			
		LABOR SUPERVISOR 1	66,497			
		LABORER 1 (3)	146,173			
		CLERK-TYPIST 1	51,034			
		DEPUTY COMM PUBLIC WKS	115,000			
		Subtotal:	837,614	810,250	736,112	884,304
		Budgeted Headcount by Year:	13	13	13	14

COMMISSIONER OPERATED SPECIAL DISTRICTS
TABLE OF CONTENTS

FUND	DISTRICT	PAGE #
SM311	Greater PW BID	1
	FIRE PROTECTION DISTRICTS	
SF331	Garden City Park Fire District	3
SF332	Manhasset-Lakeville Fire District	5
SF333	New Hyde Park Fire District	8
SF334	Westbury Fire District	13
	GARBAGE DISTRICTS	
SR341	Carle Place Garbage District	15
SR342	Glenwood Garbage District	17
SR343	Port Washington Garbage District	18
SR344	Roslyn Garbage District	20
	LIBRARY DISTRICTS	
L351	Shelter Rock Library District	22
L352	Gold Coast Library District	25
L353	Carle Place Library District	28
	PARK DISTRICTS	
SP361	Great Neck Parks District	29
SP362	Manhasset Park District	40
SM371	Port Washington Police District	43
	WATER POLLUTION DISTRICTS	
SS381	Belgrave Water Pollution	47
SS382	Great Neck Water Pollution District	50
SS383	Port Washington Water Pollution District	54
	WATER DISTRICTS	
SW391	Albertson Water District	59
SW392	Carle Place Water District	62
SW393	Garden City Park Water District	66
SW394	Glenwood Water District	70
SW395	Manhasset-Lakeville Water District	73
SW396	Port Washington Water District	77
SW397	Roslyn Water District	81
SW398	Westbury Water District	85

Town of North Hempstead					
	Commissioner Operated Special Districts	**Tentative Budget 2023**	**Adopted Budget 2022**	**Actual 2021**	**Actual 2020**
SM311	***GREATER PORT WASHINGTON BUSINESS IMPROVEMENT DISTRICT***				
	EXPENSES				
	ADMINISTRATIVE				
1610.20	Equipment	300	300	-	214.00
1610.21	Copier Lease	3,200	3,200	2,879	2,732
1610.41	Executive Director	60,000	58,000	55,000	52,917
1610.43	Administrative Expenses	7,135	4,650	5,480	3,503
1610.44	Insurance	5,100	5,100	5,291	5,087
1610.45	Postage, Printing & Stationery	2,600	2,600	437	2,293
1610.46	Accountant Fees	2,000	2,000	2,000	2,000
1610.47	Legal Fees	6,500	6,500	9,025	9,800
1610.48	Rent & Utilities	7,000	7,000	5,416	5,355
1610.49	Telephone	2,500	2,500	2,755	2,554
1610.50	Auditing Fees	8,500	8,500	8,500	8,500
1610.51	Payroll Tax	4,900	4,900	4,030	4,010
1610.52	Website	3,000	750.00	-	-
1610.53	Computer Expense	350	350.00	-	-
1610.00	Administrative - Other	-	-	-	468.00
	TOTAL ADMINISTRATIVE	113,085	106,350	100,813	99,433
	HOME & COMMUNITY SERVICES				
8110.00	COVID 19 RELIEF	-	-	(250)	22,922
8110.21	Streetscape Beautification	-	10,000	-	-
8110.22	Hanging Baskets	16,200	10,000	9,804	857
8110.23	LIRR Tree Beds	1,200	1,200	1,000	9,805
8110.24	Sailboat Banners	6,000	6,000	3,720	1,000
8110.25	Corn Stalks	3,000	3,000	2,945	7,917
8110.41	Sanitation - Sidewalks	10,000	7,800	5,143	2,760
8110.42	Sanitation - Receptacles	-	2,600	4,479	4,464
8180.41	Signage	-	1,500	-	-
8180.43	Website	-	-	50	-
8181.41	Business Recruitment	14,200	9,500	10,589	750
8181.42	Tenant Bonus Program	12,000	12,000	7,000	-
8181.43	Façade Grant Program	6,000	8,000	3,000	2,000
8181.44	Sign Grant Program	4,000	4,000	1,000	6,500
8183.41	Holiday Advertising	-	-	-	2,351
8183.42	Spring Advertising	-	-	-	-
8183.44	Dinner/Theatre Port Outdoors	5,500	5,500	-	-
8183.45	Restaurant Week	4,000	4,000	3,804	-
8183.46	Harborfest	1,500	1,500	-	-
8183.47	Port Holiday Magic	5,500	5,500	6,765	-
8183.48	Mother's Day Promotion	2,000	1,650	1,624	3,130
8183.49	Welcome to Port	-	-	-	90
8183.50	Halloween on Main	2,000	2,000	1,004	-
8184.42	Holiday Lighting Installation/Maintenance	20,000	20,000	14,984	1,779
8184.43	Signs	-	-	-	14,857
	TOTAL HOME & COMMUNITY SVCS	113,100	115,750	76,661	81,182
	DEBT SERVICE				
9700.00	TNH Admin Fee	3,976	2,050	1,466	804
9710.60	Principal	2,515	8,205	7,817	10,830
	Principal (neg)	-	(4,998)	-	-
9710.70	Interest	196	464	864	674
	Interest (neg)	-	-	-	-
	Subtotal	6,687	5,721	10,147	12,308
	TOTAL BUDGETED/ACTUAL EXPENSES	232,872	227,821	187,621	192,923
	REVENUE				
2401	Interest Earnings	330	206	596	1,120
2770.1	Merchant Adv. Reimbursement	-	-	-	700
2770.2	Office Expense Reimbursement	3,000	2,800	2,863	2,636
5031	Interfund Transfers In	-	-	8,681	11,308
2770.70	Miscelaneous Revenue	-	-	12,534	3,500
3105.00	Grant Revenue	-	-	4,980	7,487
	TOTAL ESTIMATED/ACTUAL REVENUE	3,330	3,006	29,655	26,751

Commissioner Operated Special Districts	Tentative Budget 2023	Adopted Budget 2022	Actual 2021	Actual 2020
SM311 ***GREATER PORT WASHINGTON BUSINESS IMPROVEMENT DISTRICT (cont.)***				
SUMMARY				
TOTAL BUDGETED/ACTUAL EXPENSES	232,872	227,821	187,621	192,923
ACTUAL FUND BALANCE AT END OF PERIOD			224,552	178,964
	232,872	227,821	412,173	371,887
TOTAL ESTIMATED/ACTUAL REVENUE	3,330	3,006	29,655	26,751
APPROPRIATED FUND BALANCES	15,214	14,701	-	12,375
ACTUAL FUND BALANCE AT BEGINNING OF PERIOD			178,964	178,964
RAISED BY TAXATION			203,554	203,554
AMOUNT TO BE RAISED BY TAXATION	214,328	210,114		
	232,872	227,821	412,173	421,644
TAX LEVY				
ASSESSED VALUATION	2,696,630	2,526,020	2,347,492	2,286,205
TAX RATE PER 100	7.948	8.318	8.671	8.836
TAX LEVY	214,328	210,114	203,554	202,009

	Town of North Hempstead				
	Commissioner Operated Special Districts	**Tentative Budget 2023**	**Adopted Budget 2022**	**Actual 2021**	**Actual 2020**
SF331	***GARDEN CITY PARK FIRE DISTRICT***				
	3410-00 - FIRE FIGHTING				
100	PERSONAL SERVICES-See Detail	940,000	887,000	743,744	686,621
		-		-	
	EQUIPMENT	-		-	
210	Office Equipment	55,000	55,000	53,668	16,036
225	Operating Equipment	220,000	240,000	65,264	355,432
270	Hose & Misc Fire Equipment	57,000	57,000	18,571	6,330
	Subtotal	332,000	352,000	137,503	377,798
	EXPENSES				
404	Office Supplies & Expenses	90,000	70,000	97,324	60,509
419	Telephone & Communications	37,000	32,000	39,160	26,596
420	Electricity	82,000	80,000	75,889	76,155
422	Heating	32,000	30,000	19,179	23,934
426	Insurance, Fire & Liability	139,000	139,000	128,922	130,306
435	Real Property Rental	2,000	2,000	2,000	2,000
436	Hydrant Rental	20,000	20,000	20,000	20,000
441	Legal Notices	1,000	1,000	-	-
447	Election Expenses	500	500	-	-
452	Auditing	12,500	8,500	7,750	7,750
453	Custodial	15,000	20,000	2,564	37,469
454	Legal	35,000	32,000	37,715	47,198
455	Medical	45,000	45,000	26,560	49,884
458	Other Professional Services	55,000	60,000	33,280	38,268
459	Fire Inspection	35,000	35,000	25,164	22,933
467	Gas, Oil, etc.	35,000	31,000	28,929	21,117
474	T, P & S - Plant & Grounds	45,000	45,000	24,202	43,250
475	REPAIRS & MAINTENANCE	-		-	
	Operating Equipment	125,000	125,000	155,517	85,667
	Plant & Grounds	160,000	160,000	177,101	170,334
	Alarm Systems	1,000	1,000	-	-
485	Education & Fire Prevention	52,000	52,000	25,338	29,209
486	Uniforms, Badges & Caps	20,000	19,000	46,448	13,921
489	Special Events - Public Drills,	-		-	
	Parades & Inspections	70,000	70,000	51,376	9,223
492	Improvements	25,000	25,000	-	-
497	Other Operating Expenses	110,000	110,000	120,750	103,636
499	Miscellaneous	10,000	6,000	12,061	5,609
	Subtotal	1,254,000	1,219,000	1,157,229	1,024,968
	TOTAL FIRE FIGHTING	2,526,000	2,458,000	2,038,476	2,089,387
800	9010 - State Retirement	105,000	94,000	111,334	66,108
800	9025 - Service Awards Program	240,000	225,000	257,359	224,999
800	9030 - Social Security	62,000	60,000	58,959	53,515
800	9040 - Workers' Compensation	175,000	175,000	127,226	133,853
800	9060 - Hospital & Medical Insurance	145,000	145,000	122,592	127,812
900	9560 - Transfer to Capital Reserve Fund	450,000	480,000	800,000	1,040,000
	Subtotal	1,177,000	1,179,000	1,477,470	1,646,287
	TOTAL BUDGETED/ACTUAL EXPENSES	3,703,000	3,637,000	3,515,946	3,735,674

Town of North Hempstead					
	Commissioner Operated Special Districts	**Tentative Budget 2023**	**Adopted Budget 2022**	**Actual 2021**	**Actual 2020**
SF331	***GARDEN CITY PARK FIRE DISTRICT (cont.)***				
	REVENUE				
2401	Interest Earnings	1,000	1,000	4,854	9,107
2665	Sale of Equipment	5,000	7,000	-	1,650
2770	Other Unclassified Revenues	115,000	116,950	188,887	117,221
	TOTAL ESTIMATED/ACTUAL REVENUE	121,000	124,950	193,741	127,978
	SUMMARY				
	TOTAL BUDGETED/ACTUAL EXPENSES	3,703,000	3,637,000	3,515,946	3,735,674
	ACTUAL FUND BALANCES AT END OF PERIOD			349,738	228,758
		3,703,000	3,637,000	3,865,684	3,964,432
	TOTAL ESTIMATED/ACTUAL REVENUE	121,000	124,950	193,741	127,978
	ACTUAL FUND BALANCES AT BEGINNING OF PERIOD			228,758	446,099
	RAISED BY TAXATION			3,443,185	3,390,355
	AMOUNT TO BE RAISED BY TAXATION	3,582,000	3,512,050		
		3,703,000	3,637,000	3,865,684	3,964,432
	TAX LEVY				
	TAXABLE VALUATION				
	CLASS I - RESIDENTIAL PROPERTIES	3,913,180	3,485,045	3,039,563	6,605,769
	Tax rate Per 100	66.053	77.020	86.807	39.544
	Tax Levy	2,584,790	2,684,182	2,638,553	2,612,185
	CLASS II - RESIDENTIAL PROPERTIES	16,515	7,448	6,873	7,774
	Tax rate Per 100	20.247	18.183	19.312	20.964
	Tax Levy	3,344	1,354	1,327	1,630
	CLASS III - UTILITY PROPERTIES	233,564	193,381	165,596	137,475
	Tax rate Per 100	29.302	24.418	23.831	30.508
	Tax Levy	68,438	47,220	39,463	41,940
	CLASS IV - ALL OTHER PROPERTIES	2,556,671	2,268,818	2,083,580	1,837,740
	Tax rate Per 100	36.197	34.348	36.660	39.973
	Tax Levy	925,429	779,294	763,840	734,600
	TOTAL TAXABLE VALUATION	6,719,930	5,954,692	5,295,612	8,588,758
	TAX LEVY	3,582,000	3,512,050	3,443,183	3,390,355
	SALARY SCHEDULE				
	Supervisor	140,000	145,000	142,580	140,958
	Firehouseman	165,000	115,000	108,009	105,337
	Mechanic	95,000	94,000	90,924	91,383
	Clerk Typist	75,000	73,000	70,648	67,731
	Medics	355,000	355,000	331,583	281,212
	Retirees	110,000	105,000	-	-
	TOTAL SALARY	940,000	887,000	743,744	686,621

** Note 2021 tax split varies from adopted budget due to changes made by the county after adoption*

Town of North Hempstead					
	Commissioner Operated Special Districts	**Tentative Budget 2023**	**Adopted Budget 2022**	**Actual 2021**	**Actual 2020**
SF332	***MANHASSET-LAKEVILLE FIRE DISTRICT***				
	3410 - FIRE FIGHTING				
100	PERSONAL SERVICE - See Detail	2,181,947	2,234,920	2,173,842	2,108,750
		-		-	
	EQUIPMENT	-		-	
210	Office Equipment	10,000	40,000	(9)	-
225	Operating Equipment	1,110,000	1,134,000	667,951	795,481
	Subtotal	1,120,000	1,174,000	667,942	795,481
	EXPENSES				
404	Office Supplies & Expenses	38,500	33,000	31,532	29,847
419	Telephone & Communications	110,000	112,000	113,212	111,841
420	Electricity	125,000	110,000	117,679	105,965
421	Water	2,000	2,000	1,885	1,633
422	Heating	53,000	50,000	45,702	38,136
426	Insurance, Fire & Liability	332,500	260,000	257,338	244,557
430	Hydrant Rental	450	981	450	350
441	Legal Notices	1,133	1,600	785	1,140
452	Auditing, Appraisals	35,000	70,000	61,000	61,000
452A	Appraisals	-	-	-	-
453	Bond Issue Expenses	20,000	-	-	-
454	Legal	50,000	50,000	29,971	34,320
455	Medical	55,000	55,000	46,228	49,420
463	PERB, Meetings, Counsel, etc.	7,500	10,000	960	8,432
467	Gas, Oil, etc.	100,000	90,000	93,327	51,845
474	Tools, Parts & Supplies	30,000	25,000	24,906	14,405
475	REPAIRS & MAINTENANCE	-		-	
	Operating Equipment	687,393	692,000	602,381	735,489
	Plant & Grounds	385,000	375,000	309,452	311,801
485	Education & Fire Prevention	71,000	106,000	32,021	29,667
486	Uniforms, Badges & Caps	65,000	60,000	58,178	39,615
489	SPECIAL EVENTS	-		-	
	Public Drills, Parades & Inspection Bands	99,000	89,000	81,176	8,031
493	Contractual Expenses	160,000	150,000	132,389	128,480
495	HR & Payroll Services	11,000	12,000	9,108	9,599
499	Miscellaneous	2,500	1,000	1,909	14,179
	Subtotal	2,440,976	2,354,581	2,051,589	2,029,752
400	1930 - Judgments & Claims	-	100	-	-
400	1950 - Taxes & Assessments	4,500	2,500	3,506	2,124
800	9010 - State Retirement	16,180	320,000	5,543	301,946
800	9025 - Service Awards Program (LOSAP)	260,000	650,000	251,882	697,756
800	9030 - Social Security	416,500	176,559	699,510	152,232
800	9035 - MTA Transit Tax	167,000	7,599	159,463	6,947
800	9040 - Workers' Comp & Supl Ins.	7,500	225,000	7,148	256,010
800	9045 - Life Insurance	210,000	39,000	180,101	38,387
800	9060 - Hospital & Medical Insurance	42,305	700,000	40,825	613,369
900	9560 - Capital Reserve	766,700	1,190,438	653,278	2,410,500
	Subtotal	3,540,685	3,311,196	3,211,256	4,479,271
	TOTAL BUDGETED/ACTUAL EXPENSES	9,283,608	9,074,697	8,104,629	9,413,254

Town of North Hempstead					
	Commissioner Operated Special Districts	**Tentative Budget 2023**	**Adopted Budget 2022**	**Actual 2021**	**Actual 2020**
SF332	***MANHASSET-LAKEVILLE FIRE DISTRICT (cont.)***				
	REVENUE				
1001.001	Restored Taxes			767	
1082	PILOT	475,000	540,790	434,910	563,171
2262	Charges for Fire Protection	20,700	19,200	19,200	16,200
2401	Interest Income	55,000	961	1,299	14,162
2410	Rental Income	1,000	630	980	-
2665	Sales of Equipment	-	-	-	4,500
2680	Insurance Recoveries	-	-	99,269	23,337
2701	Refund of Prior Year Expenditure	-	-	2,725	367
2770	Other Unclassified Revenue	-	-	28,875	864
	TOTAL ESTIMATED/ACTUAL REVENUE	551,700	561,581	588,025	622,601
	SUMMARY				
	TOTAL BUDGETED/ACTUAL EXPENSES	9,283,608	9,074,697	8,104,629	9,413,254
	ACTUAL FUND BALANCES AT END OF PERIOD			3,933,333	3,166,603
		9,283,608	9,074,697	12,037,962	12,579,857
	TOTAL ESTIMATED/ACTUAL REVENUE	551,700	561,581	588,025	754,383
	APPROPRIATED FUND BALANCES				
	ACTUAL FUND BALANCES AT BEGINNING OF PERIOD			3,166,603	3,944,052
	RAISED BY TAXATION			8,283,334 *	8,013,204
	AMOUNT TO BE RAISED BY TAXATION	8,731,810	8,513,116		
		9,283,510	9,074,697	12,037,962	12,711,639
	TAX LEVY	* includes restored taxes			
	TAXABLE VALUATION				
	Class I - RESIDENTIAL PROPERTIES	9,853,900	8,836,451	7,916,100	17,866,969
	Tax Rate per 100	43.987	52.865	57.581	24.876
	Tax Levy	4,334,435	4,671,419	4,558,190	4,444,587
	Class II - RESIDENTIAL PROPERTIES	3,407,537	3,232,554	2,611,555	2,071,090
	Tax Rate per 100	16.227	15.028	16.719	19.158
	Tax Levy	552,941	485,775	436,614	396,779
	Class III - UTILITY PROPERTIES	647,605	549,903	525,072	466,134
	Tax Rate per 100	31.713	27.886	26.686	31.578
	Tax Levy	205,375	153,344	140,118	147,196
	CLASS IV - ALL OTHER PROPERTIES	15,381,287	14,312,620	13,049,366	11,587,817
	Tax Rate per 100	23.659	22.376	24.127	26.005
	Tax Levy	3,639,059	3,202,578	3,148,411	3,013,412
	TOTAL TAXABLE VALUATION	29,290,329	26,931,528	24,102,093	31,992,010
	TAX LEVY	8,731,810	8,513,116	8,283,333	8,001,974

Commissioner Operated Special Districts	Tentative Budget 2023	Adopted Budget 2022	Actual 2021	Actual 2020

SF332 ***MANHASSET-LAKEVILLE FIRE DISTRICT (cont.)***

SALARY SCHEDULE				
Supervisor (1)	190,687	185,902	182,605	175,559
Clerk (1)	56,650	165,241	151,437	154,035
Firehouse Maintainer (12)	847,794	950,534	918,852	911,052
Asst. Supervisor (2)	272,507	264,566	255,828	244,291
Cleaner (2)	96,000	-	-	-
Fire Apparatus Mechanic (2)	199,170	208,187	202,900	198,766
Auto Mechanic	54,000	75,260	73,160	70,978
Summer Help	15,000	20,000	13,477	8,100
Part Time	165,139	108,115	110,993	125,673
Overtime & Increments	285,000	257,115	264,590	179,378
TOTAL SALARY	2,181,947	2,234,920	2,173,842	2,067,831

** Note tax split varies from adopted budget due to changes made by the county after adoption*

Town of North Hempstead					
	Commissioner Operated Special Districts	**Tentative Budget 2023**	**Adopted Budget 2022**	**Actual 2021**	**Actual 2020**
SF333	***NEW HYDE PARK FIRE DISTRICT - 2023 budget and 2021 actuals to be included in preliminary/adopted***				
	Please see worksheet attached.				
	3410-00 - FIRE FIGHTING				
100	PERSONAL SERVICES-See Detail		755,000		732,977
	EQUIPMENT				
225	Operating Equipment		385,000		203,699
	Subtotal	-	385,000	-	203,699
	EXPENSES				
404	Office Supplies & Expenses		92,000		84,719
421	Light, Fuel & Telephone		175,000		156,687
426	Insurance		272,000		238,318
436	Hydrant Rental		618,000		544,749
441	Election Expense		3,000		2,301
452	Auditing		42,000		38,750
454	Legal		48,000		36,694
467	Gas, Oil, etc.		25,000		20,417
475	REPAIRS & MAINTENANCE				
	Operating Equipment		150,000		100,473
	Plant & Grounds		125,000		136,541
	Alarm Systems		18,000		2,623
485	Education & Fire Prevention		75,000		31,338
489	Special Events-Public Drills,				
	Parades & Inspection, Physicals		114,000		35,075
499	Miscellaneous		1,000		-
	Subtotal	-	1,758,000	-	1,428,685
800	9030 - Social Security/MTA		58,000		56,072
800	9010 - State Retirement		115,000		81,866
800	9040 - Workers' Compensation		182,000		134,514
800	9025 - Service Awards Program (LOSAP)		680,000		883,617
800	9060 - Hospital & Medical Insurance		209,000		166,029
900	9560 - Transfer to Capital Reserve Fund		480,000		1,086,216
	Subtotal	-	1,724,000	-	2,408,314
	TOTAL BUDGETED/ACTUAL EXPENSES	-	4,622,000	-	4,773,675
	REVENUE				
1001	Tax levy - Town of Hempstead		1,039,582		826,496
2401	Interest Income		2,500		8,391
2410	Building Rental		500		490
2690	Compensation for Loss		-		-
2701	Refunds		22,000		56,324
2770	Unclassified Revenue		35,404		307,914
	TOTAL ESTIMATED/ACTUAL REVENUE	-	1,099,986	-	1,199,615

Town of North Hempstead				
Commissioner Operated Special Districts	**Tentative Budget 2023**	**Adopted Budget 2022**	**Actual 2021**	**Actual 2020**
SF333 ***NEW HYDE PARK FIRE DISTRICT (cont.)***				
SUMMARY				
TOTAL BUDGETED/ACTUAL EXPENSES	-	4,622,000	-	4,773,675
ACTUAL FUND BALANCES AT END OF PERIOD			-	240,800
	-	4,622,000	-	5,014,475
TOTAL ESTIMATED/ACTUAL REVENUE	-	1,099,986	-	1,199,615
ACTUAL FUND BALANCES AT BEGINNING OF PERIOD				304,368
RAISED BY TAXATION				3,510,492
AMOUNT TO BE RAISED BY TAXATION		3,522,014		
	-	4,622,000	-	5,014,475
TAX LEVY				
TAXABLE VALUATION				
CLASS I - RESIDENTIAL PROPERTIES		2,187,799		4,309,839
Tax rate Per 100		105.543		53.581
Tax Levy		2,309,076		2,309,255
CLASS II - RESIDENTIAL PROPERTIES		72,413		63,751
Tax rate Per 100		50.186		56.256
Tax Levy		36,341		35,864
CLASS III - UTILITY PROPERTIES		57,235		42,539
Tax rate Per 100		126.609		142.921
Tax Levy		72,465		60,797
CLASS IV - ALL OTHER PROPERTIES		2,067,388		1,731,962
Tax rate Per 100		53.407		63.776
Tax Levy		1,104,132		1,104,576
TOTAL TAXABLE VALUATION		4,384,835		6,148,091
TAX LEVY		3,522,014		3,510,492
SALARY SCHEDULE				
Treasurer (1)		24,000		21,486
Secretary/Clerk (1)		25,000		23,229
Fire House Maintainers (4)		310,000		312,052
Mechanic (1) Part Time		10,000		7,852
Alarm System Maintainer (1) Part Time		29,000		22,580
Ambulance Medical Technicians (17) Part Time		315,000		305,929
Clerk P/T (1)		42,000		39,848
TOTAL SALARY	-	755,000	-	732,976

** Note 2021 tax split varies from adopted budget due to changes made by the county after adoption*

NEW HYDE PARK FIRE DISTRICT 2023 PROPOSED BUDGET

ACCOUNT	2023 PROPOSED
DISTRICT OFFICE EXPENSE	$100,000.00
SEC/TREAS	$92,820.00
LEGAL EXPENSES	$100,000.00
PARAMEDICS	$321,300.00
MECHANIC	$10,200.00
CUSTODIANS	$316,200.00
ALARM MAINTENANCE	$0.00
FIREMATIC EQUIPMENT	$50,000.00
RESCUE SUPPLIES	$56,100.00
BLDGS. & GROUNDS EQUIP	$50,000.00
UNIFORMS, GEAR & BADGES	$25,500.00
BUNKER GEAR/HARNESSES	$60,000.00
APPARATUS & EQUIP. REPAIRS	$163,200.00
GAS & OIL	$45,500.00

AUDIT	$42,840.00
DISTRICT ELECTION	$3,060.00
TREASURERS BONDS	$0.00
CONV/SEMINARS/DUES-DIST	$10,400.00
DENTAL INSURANCE	$15,300.00
MEDICAL INSURANCE	$188,700.00
DEPT. PHYSICALS	$25,500.00
PARADES/ELECT MEETINGS	$10,000.00
CON/SEMINAR/DUES-DEPT	$15,000.00
FIRE PREV/TRAINING/DRILLS	$50,000.00
DEPT. INSPECTION DINNER	$70,000.00
OFFICE EXPENSE- DEPT.	$5,100.00
GENERAL INSURANCE	$277,440.00
BLANKET ACCIDENT - MEDICAL	$9,180.00
VFBL & WORKER'S COMP	$150,000.00
CANCER DBL INSURANCE	$32,640.00
SERVICE AWARD	$693,600.00

GENERAL INSURANCE (DEDUCTIBLE)	$101,800.00
FICA/MEDICARE-EMPLOYER	$59,160.00
MTA COMMUTER TAX	$0.00
NYS RETIREMENT - EMPLOYER	$117,300.00
BLDGS & GROUNDS MAINTENANCE	$127,500.00
LIGHT/FUEL/TELEPHONE	$178,500.00
ALARM SYSTEM	$0.00
RADIO/COMMUNICATIONS-MAINT.	$80,600.00
HYDRANT RENTAL (WILL NOT EXCEED 5%)	$646,000.00
MISC. EXPENSES	$5,000.00
GENERAL FUND - CRB	$256,000.00
GENERAL FUND - CRF	$153,000.00
GENERAL FUND - END CO	$0.00
TOTAL	$4,714,440.00

	Town of North Hempstead				
	Commissioner Operated Special Districts	**Tentative Budget 2023**	**Adopted Budget 2022**	**Actual 2021**	**Actual 2020**
SF334	***WESTBURY FIRE DISTRICT***				
	3410-00 - FIRE FIGHTING				
100	PERSONAL SERVICES-See Detail	951,296	957,376	925,742	920,764
	EQUIPMENT				
210	Office Equipment	30,000	28,000	22,882	11,418
225	Operating Equipment	270,000	270,000	251,564	214,052
	Subtotal	300,000	298,000	274,446	225,470
	EXPENSES				
404	Office Supplies & Expenses	98,000	98,000	117,693	93,515
419	Telephone & Communications	135,000	120,000	100,093	108,643
420	Electricity	70,000	70,000	70,899	65,365
422	Heating	30,000	25,000	26,540	21,809
427	Postage	3,000	3,000	-	4,427
428	Rent	2,500	2,500	1,750	1,750
441	Legal Notices	1,500	1,500	156	185
445	Dues	3,000	3,000	2,170	2,426
447	Election Expense	500	500	-	-
452	Auditing	33,000	29,000	27,600	25,850
454	Legal	20,000	20,000	11,250	11,250
466	Uniforms & Laundry	7,000	7,000	3,198	2,036
467	Gas, Oil, etc.	35,000	25,000	31,258	17,898
474	Tools, Parts & Supplies	135,000	135,000	107,356	126,246
475	REPAIRS & MAINTENANCE	-		-	
	Operating Equipment	165,000	160,000	90,505	146,527
	Plant & Grounds	195,000	195,000	163,360	190,725
	Alarm Systems	2,000	2,000	-	-
485	Education & Fire Prevention	50,000	50,000	19,103	3,337
486	Uniforms, Badges & Caps	15,000	15,000	13,964	9,029
489	Special Events - Public Drills,	-		-	
	Parades & Inspection	55,000	55,000	30,027	36,359
	Bands	6,000	6,000	3,550	1,800
492	Improvements	125,000	125,000	107,071	86,570
	Subtotal	1,186,500	1,147,500	927,543	955,747
493	CONTRACTUAL EXPENSES				
	Payments to Fire Department	257,000	257,000	256,376	256,376
	Inspectors Fees	65,000	65,000	59,995	50,617
455	Medical	65,000	60,000	43,875	73,367
	Subtotal	387,000	382,000	360,246	380,360
400	1910 - Unallocated Insurance	190,000	185,000	171,508	174,856
800	9010 - State Retirement	145,000	145,000	143,936	122,292
800	9025 - Service Awards Program (LOSAP)	600,000	600,000	585,265	597,328
800	9030 - Social Security	74,000	73,000	70,417	70,047
800	9040 - Workers' Compemsation	175,000	175,000	152,919	102,545
800	9055 - N.Y.S. Disability	400	400	350	350
800	9060 - Hospital & Medical Insurance	325,000	300,000	307,619	271,163
800	9070 - MTA Tax	3,000	3,000	2,525	2,540
900	9560 - Transfer to Capital Reserve Fund	425,000	425,000	925,000	840,000
	Subtotal	1,937,400	1,906,400	2,359,539	2,181,121
	TOTAL BUDGETED/ACTUAL EXPENSES	4,762,196	4,691,276	4,847,516	4,663,462

	Commissioner Operated Special Districts	Tentative Budget 2023	Adopted Budget 2022	Actual 2021	Actual 2020
SF334	***WESTBURY FIRE DISTRICT (cont.)***				
	REVENUE				
2262	Charges for Fire Protection	1,165,000	1,165,000	1,166,939	1,150,644
2401	Interest	2,000	2,000	2,191	3,731
2680	Insurance Recoveries	-	-	13,972	70,105
2770	Other Unclassified Revenue	290,700	284,597	379,286	333,260
	TOTAL ESTIMATED/ACTUAL REVENUE	1,457,700	1,451,597	1,562,388	1,557,740
	SUMMARY				
	TOTAL BUDGETED/ACTUAL EXPENSES	4,762,196	4,691,276	4,847,516	4,663,462
	ACTUAL FUND BALANCES AT END OF PERIOD			352,717	461,698
		4,762,196	4,691,276	5,200,233	5,125,160
	TOTAL ESTIMATED/ACTUAL REVENUE	1,457,700	1,451,597	1,562,388	1,557,740
	ACTUAL FUND BALANCES AT BEGINNING OF PERIOD			461,698	440,051
	RAISED BY TAXATION			3,176,147	3,127,369
	AMOUNT TO BE RAISED BY TAXATION	3,304,496	3,239,679		
		4,762,196	4,691,276	5,200,233	5,125,160
	TAX LEVY				
	TAXABLE VALUATION				
	CLASS I - RESIDENTIAL PROPERTIES	1,869,677	1,686,889	1,465,759	3,224,809
	Tax rate Per 100	82.658	86.439	98.234	44.038
	Tax Levy	1,545,444	1,458,124	1,439,874	1,420,141
	CLASS II - RESIDENTIAL PROPERTIES	809,877	764,359	688,010	611,910
	Tax rate Per 100	19.591	21.487	23.743	26.265
	Tax Levy	158,660	164,237	163,354	160,718
	CLASS III - UTILITY PROPERTIES	366,624	312,918	277,831	244,252
	Tax rate Per 100	97.091	99.040	102.822	121.656
	Tax Levy	355,960	309,915	285,671	297,147
	CLASS IV - ALL OTHER PROPERTIES	3,809,448	3,499,784	3,296,830	2,971,632
	Tax rate Per 100	32.667	37.357	39.045	42.043
	Tax Levy	1,244,432	1,307,403	1,287,247	1,249,363
	TOTAL TAXABLE VALUATION	6,855,626	6,263,950	5,728,430	7,052,603
	TAX LEVY	3,304,496	3,239,679	3,176,147	3,127,369
	SALARY SCHEDULE				
	Supervisor (1)	114,622	116,164	112,340	113,948
	Firehousemen (6)	484,374	471,195	452,525	459,357
	Maintainer (2)	177,300	164,059	155,830	151,142
	Overtime/Shift Differential	120,000	120,000	123,902	114,455
	Clerk Typist (1.5)	55,000	85,958	81,145	81,862
	TOTAL SALARY	951,296	957,376	925,742	920,764

** Note 2021 tax split varies from adopted budget due to changes made by the county after adoption*

	Town of North Hempstead				
	Commissioner Operated Special Districts	**Tentative Budget 2023**	**Adopted Budget 2022**	**Actual 2021**	**Actual 2020**
SR341	***CARLE PLACE GARBAGE DISTRICT***				
100	Commissioners Fees	20,000	20,000	14,160	16,080
	EXPENSES				
404	Office Supplies & Expenses	900	900	2,767	1,814
425	Bonds-Commissioners & Treasurers	600	600	528	528
441	Legal Notices	1,000	1,000	1,108	792
447	Election Expenses	500	500	118	232
452	Auditing	10,500	10,500	9,950	9,950
454	Legal	5,000	5,000	4,000	4,000
493	Contractual Services - Removal of Garbage	900,000	950,000	870,099	870,099
	Bank Charges	-	1,500	-	-
	Subtotal	918,500	970,000	888,570	887,415
800	9030 - SOCIAL SECURITY TAXES	1,900	1,900	1,083	1,232
	9730 - BOND ANTICIPATION NOTES				
600	Principal		-		43,409
700	Interest		-		978
	Administration Fee		1,273		419
	Subtotal	-	1,273	-	44,806
	TOTAL BUDGETED/ACTUAL EXPENSES	940,400	993,173	903,813	949,533
	REVENUE				
2401	Interest Earnings	-	350	537	456
	PILOT Tax Monies	28,113	8,780	18,980	16,966
	TOTAL ESTIMATED/ACTUAL REVENUE	28,113	9,130	19,517	17,422
	SUMMARY				
	TOTAL BUDGETED/ACTUAL EXPENSES	940,400	993,173	903,813	949,533
	ACTUAL FUND BALANCES AT END OF PERIOD				
		940,400	993,173	903,813	949,533
	TOTAL ESTIMATED/ACTUAL REVENUE	28,113	9,130	19,517	17,422
	APPROPRIATED FUND BALANCES		-		20,300
	APPROPRIATED FUND BALANCE -LIPA PILOT		1,420		-
	ACTUAL FUND BALANCES AT BEGINNING OF PERIOD			-	
	RAISED BY TAXATION			979,535	911,811
	AMOUNT TO BE RAISED BY TAXATION	962,287	982,623		
		990,400	993,173	999,052	949,533

Commissioner Operated Special Districts	Tentative Budget 2023	Adopted Budget 2022	Actual 2021	Actual 2020
SR341 ***CARLE PLACE GARBAGE DISTRICT (cont.)***				
TAX LEVY				
TAXABLE VALUATION				
CLASS I - RESIDENTIAL PROPERTIES	666,961	594,392	529,720	1,169,041
Tax rate Per 100	38.136	50.722	54.398	22.900
Tax Levy	254,353	301,489	288,157	267,712
CLASS II - RESIDENTIAL PROPERTIES	268,901	237,452	206,004	178,671
Tax rate Per 100	13.306	14.503	15.955	17.144
Tax Levy	35,781	34,439	32,869	30,632
CLASS IV - ALL OTHER PROPERTIES	2,821,323	2,726,373	2,679,713	2,385,644
Tax rate Per 100	23.824	23.720	24.574	25.715
Tax Levy	672,153	646,695	658,510	613,467
TOTAL TAXABLE VALUATION	3,757,185	3,558,217	3,415,437	3,733,356
TAX LEVY	962,287	982,623	979,535	911,811

** Note 2021 tax split varies from adopted budget due to changes made by the county after adoption*

	Town of North Hempstead				
	Commissioner Operated Special Districts	**Tentative Budget 2023**	**Adopted Budget 2022**	**Actual 2021**	**Actual 2020**
SR342	***GLENWOOD GARBAGE DISTRICT***				
100	Commissioners Fees	14,340	12,000	11,695	11,898
	EXPENSES				
404	Office Supplies & Expenses	1,721	1,100	2,116	1,259
425	Bonds-Commissioners & Treasurers	500	500	200	330
441	Legal Notices	150	150	335	105
447	Election Expenses	264	1,000	230	258
452	Auditing	12,300	13,300	12,300	11,800
454	Legal	2,500	1,000	750	1,000
493	CONTRACTUAL SERVICES	-		-	
	Removal of Garbage	46,930	37,100	36,933	34,850
	Subtotal	64,365	54,150	52,864	49,602
	9730 - BOND ANTICIPATION NOTES				
600	Principal		-		-
650	Debt Service Fee		172	213	62
700	Interest		-		59
	Subtotal	-	172	213	121
	TOTAL BUDGETED/ACTUAL EXPENSES	78,705	66,322	64,772	61,621
	REVENUE				
2401	Interest Earnings	1	25	1	25
	TOTAL ESTIMATED/ACTUAL REVENUE	1	25	1	25
	SUMMARY				
	TOTAL BUDGETED/ACTUAL EXPENSES	78,705	66,322	64,772	61,621
	ACTUAL FUND BALANCES AT END OF PERIOD			55,838	57,810
		78,705	66,322	120,610	119,431
	TOTAL ESTIMATED/ACTUAL REVENUE	1	25	1	25
	APPROPRIATED FUND BALANCES	4,350	3,391	-	-
	ACTUAL FUND BALANCES AT BEGINNING OF PERIOD			57,810	57,105
	RAISED BY TAXATION			62,799	62,301
	AMOUNT TO BE RAISED BY TAXATION	74,345	62,906		
		78,696	66,322	120,610	119,431
	TAX LEVY				
	TAXABLE VALUATION				
	CLASS I - RESIDENTIAL PROPERTIES	34,041	31,907	41,398	67,493
	Tax rate Per 100	57.727	55.676	43.523	19.201
	Tax Levy	19,651	17,764	18,018	12,960
	CLASS II - UTILITY PROPERTIES	265,967	-	-	-
	Tax rate Per 100	1.039	-	-	-
	Tax Levy	2,764	-		
	CLASS IV - ALL OTHER PROPERTIES	153,546	152,612	143,218	210,988
	Tax rate Per 100	33.820	29.579	31.268	23.386
	Tax Levy	51,930	45,142	44,781	49,341
	TOTAL TAXABLE VALUATION	453,554	184,519	184,616	278,481
	TAX LEVY	74,345	62,906	62,799	62,301

** Note 2021 tax split varies from adopted budget due to changes made by the county after adoption*

Town of North Hempstead					
	Commissioner Operated Special Districts	**Tentative Budget 2023**	**Adopted Budget 2022**	**Actual 2021**	**Actual 2020**
SR343	***PORT WASHINGTON GARBAGE REMOVAL DISTRICT***				
100	Commissioners Fees	15,000	15,000	12,400	10,880
	EXPENSES				
404	Office Supplies & Expenses	4,500	4,500	2,143	1,858
425	Bonds-Commissioners & Treasurers	1,000	1,000	-	-
426	Insurance, Fire & Liability	10,000	8,000	8,333	4,646
428	Rent	7,600	4,600	4,449	4,388
441	Legal Notices	1,200	1,200	948	475
447	Election Expenses	4,000	4,000	2,547	1,616
452	Auditing	8,000	6,500	7,500	10,250
454	Legal	10,000	10,000	5,490	11,025
493	CONTRACTUAL SERVICES	2,324,000	2,301,000	2,349,117	2,303,056
	Tip Fees (Town of North Hempstead)	-	-	-	-
499	Miscellaneous	6,800	-	3,098	1,909.00
	Subtotal	2,377,100	2,340,800	2,383,625	2,339,223
	9730 - BOND ANTICIPATION NOTES				
600	Principal	-	-	-	156,709
700	Interest	-	-	-	3,584
	Subtotal	-	-	-	160,293
	TOTAL BUDGETED/ACTUAL EXPENSES	2,392,100	2,355,800	2,396,025	2,510,396
	REVENUE				
	Interest Earnings	2,000	2,400	2,089	2,381
	Unclassified	139,000	137,000	153,505	136,889
	TOTAL ESTIMATED/ACTUAL REVENUE	141,000	139,400	155,594	139,270
	SUMMARY				
	TOTAL BUDGETED/ACTUAL EXPENSES	2,392,100	2,355,800	2,396,025	2,510,396
	ACTUAL FUND BALANCES AT END OF PERIOD			2,159,997	2,055,742
		2,392,100	2,355,800	4,556,022	4,566,138
	TOTAL ESTIMATED/ACTUAL REVENUE	141,000	139,400	155,594	139,270
	APPROPRIATED FUND BALANCES				156,709
	APPROPRIATED FUND BALANCE - LIPA PILOT				
	ACTUAL FUND BALANCES AT BEGINNING OF PERIOD			2,055,742	1,691,451
	RAISED BY TAXATION			2,344,686	2,578,708
	AMOUNT TO BE RAISED BY TAXATION	2,251,100	2,216,400		
		2,392,100	2,355,800	4,556,022	4,566,138

Commissioner Operated Special Districts	Tentative Budget 2023	Adopted Budget 2022	Actual 2021	Actual 2020
SR343 ***PORT WASHINGTON GARBAGE REMOVAL DISTRICT (cont.)***				
TAX LEVY				
TAXABLE VALUATION				
CLASS I - RESIDENTIAL PROPERTIES	4,228,586	3,789,574	3,456,610	7,371,720
Tax Rate Per 100	30.405	36.793	41.927	21.622
Tax Levy	1,285,706	1,394,313	1,449,268	1,593,919
CLASS II- RESIDENTIAL PROPERTIES	1,426,300	1,354,196	1,228,117	1,096,387
Tax Rate Per 100	7.857	7.050	8.098	9.976
Tax Levy	112,063	95,471	99,450	109,376
CLASS IV - ALL OTHER PROPERTIES	3,582,639	3,375,869	3,264,410	3,006,873
Tax Rate Per 100	23.819	21.524	24.383	29.114
Tax Levy	853,331	726,615	795,968	875,413
TOTAL TAXABLE VALUATION	9,237,525	8,519,639	7,949,137	11,474,980
TAX LEVY	2,251,100	2,216,400	2,344,686	2,578,708

** Note 2021 tax split varies from adopted budget due to changes made by the county after adoption*

Town of North Hempstead					
	Commissioner Operated Special Districts	**Tentative Budget 2023**	**Adopted Budget 2022**	**Actual 2021**	**Actual 2020**
SR344	***ROSLYN GARBAGE DISTRICT***				
100	PERSONAL SERVICES				
	Clerk	3,500	3,500	3,187	3,009
	Commissioners Fees	13,000	13,000	11,054	12,313
	Subtotal	16,500	16,500	14,241	15,322
200	Office Equipment		-		-
	EXPENSES				
404	Office Supplies & Expenses	2,500	2,500	3,507	4,977
425	Bonds-Commissioners & Treasurers	1,800	1,700	-	-
426	Insurance	8,500	8,000	9,397	7,597
428	Rent	7,200	7,200	6,125	5,300
441	Legal Notices	2,500	2,000	-	-
446	Public Information & Education	2,200	2,000	-	-
447	Election Expenses	700	700	280	-
452	Auditing	17,500	17,000	18,875	16,775
453	Secretrial Services	5,500	5,500	-	-
454	Legal	8,000	-	5,103	9,295
493	CONTACTUAL SERVICES	-		-	
	Removal of Garbage	709,000	645,000	652,117	591,490
499	Miscellaneous		-		1,993
	Subtotal	765,400	691,600	695,404	637,427
800	9010 - State Retirement	2,200	2,200	3,280	2,175
800	9030 - Social Security	2,200	2,200	1,058	1,172
	Subtotal	4,400	4,400	4,338	3,347
	9730 - BOND ANTICIPATION NOTES				
600	Principal				53,410
700	Interest				1,257
	Subtotal	-	-	-	54,667
	TOTAL BUDGETED/ACTUAL EXPENDITURES	786,300	712,500	713,983	710,763
	REVENUE				
1081	PILOT	100,000	100,000	90,724	114,638
2401	Interest Earnings	2,000	-	2,305	757
2770	Unclassified	-	-	-	53,410
	TOTAL ESTIMATED/ACTUAL REVENUE	102,000	100,000	93,029	168,805
	SUMMARY				
	TOTAL BUDGETED/ACTUAL EXPENDITURES	786,300	712,500	713,983	710,763
	ACTUAL FUND BALANCE AT END OF PERIOD AT END OF PERIOD			812,962	737,011
		786,300	712,500	1,526,945	1,447,774
	TOTAL ESTIMATED/ACTUAL REVENUE	102,000	100,000	93,029	168,805
	APPROPRIATED FUND BALANCES				
	ACTUAL FUND BALANCES AT BEGINNING OF PERIOD			737,011	613,644
	RAISED BY TAXATION			612,610	665,325
	AMOUNT TO BE RAISED BY TAXATION	684,300	612,500		
		786,300	712,500	1,442,650	1,447,774

Town of North Hempstead				
Commissioner Operated Special Districts	**Tentative Budget 2023**	**Adopted Budget 2022**	**Actual 2021**	**Actual 2020**

SR344 ***ROSLYN GARBAGE DISTRICT (cont.)***

TAX LEVY

TAXABLE VALUATION				
CLASS I - RESIDENTIAL PROPERTIES	674,605	591,389	515,442	1,155,062
Tax rate Per 100	31.502	37.314	42.980	20.764
Tax Levy	212,513	220,674	221,534	239,841
CLASS II - RESIDENTIAL PROPERTIES	20,964	20,057	20,046	17,167
Tax rate Per 100	133.391	115.561	115.598	146.648
Tax Levy	27,964	23,178	23,173	25,175
CLASS IV - ALL OTHER PROPERTIES	2,178,010	2,015,915	1,849,598	1,724,784
Tax rate Per 100	20.377	18.287	19.891	23.208
Tax Levy	443,823	368,648	367,903	400,285
TOTAL TAXABLE VALUATION	2,873,579	2,627,361	2,385,086	2,897,013
TAX LEVY	684,300	612,500	612,610	665,301

** Note 2021 tax split varies from adopted budget due to changes made by the county after adoption*

	Town of North Hempstead				
	Commissioner Operated Special Districts	**Tentative Budget 2023**	**Adopted Budget 2022**	**Actual 2021**	**Actual 2020**
L351	***SHELTER ROCK PUBLIC LIBRARY DISTRICT***				
	7410-00 - Public Library				
CODE**					
141 & 141 & 142	PERSONAL SERVICES-See Detail	2,097,830	1,954,452	1,659,313	1,745,640
203	Furniture & Equipment	25,000	20,000	17,338	10,892
	EXPENSES				
410B	Books	75,000	78,000	70,754	61,011
411	Visual Media	17,500	18,000	17,401	17,030
412	Audio Media	22,500	20,500	21,049	18,423
413B	Periodicals-Nonmicroform	18,850	16,700	16,041	13,936
413D	Software/Online Databases	82,500	77,000	63,084	55,951
413E	Serials-Nonmicroform	6,500	7,000	5,920	5,790
417	A-V Rentals	1,200	5,000	4,128	573
430	Office & Library Supplies	26,000	24,000	22,778	21,178
431	Telephone	17,000	18,000	15,764	14,835
433-1	Postage & Freight	3,000	3,000	2,146	1,648
433-2	Member Lib Delivery Service	22,000	25,000	22,573	22,573
434	Programs, Publicity & Printing	67,500	77,500	45,521	52,751
435	Conferences, Meetings & Travel	3,000	3,000	1,262	15
436-1	Data Processing Service	46,500	46,500	44,403	46,732
436-2	Book Processing	2,200	1,600	2,039	1,699
437	Professional Fees	87,900	100,900	122,637	86,509
438	Membership Dues	1,600	1,900	1,447	1,423
439	Rental Repair & Maintenance of Office Equipme	6,000	8,000	5,356	4,995
	Payroll Service	9,000	9,000	7,131	7,410
450-1G	Gas	12,000	12,000	11,239	9,866
450-1E	Electric	85,000	70,000	77,370	63,881
450-2	Water	850	700	856	720
451	Custodial Supplies	10,000	9,000	9,974	6,732
452	Building Maintenance	35,000	35,000	36,065	40,189
454	Insurance	28,000	32,500	16,700	28,813
469	CONTRACTUAL SERVICES				
	Security	48,000	52,000	59,861	32,329
	Snow and Landscaping	12,000	13,000	20,875	5,150
	Garbage & Burglar Alarm	4,000	3,700	3,717	3,368
	Other Building Service Contracts	25,000	25,000	23,036	25,132
	Subtotal	775,600	793,500	751,127	650,662
	TOTAL PUBLIC LIBRARY	2,898,430	2,767,952	2,427,778	2,407,194
	**Coding system mandated by New York State Education Department				
800	9010 - State Retirement	300,000	300,000	286,275	271,980
800	9030 - Social Security	160,484	149,517	118,802	126,300
800	9040 - Workers' Compemsation	15,000	18,000	8,582	16,280
800	9050 - Unemployment Insurance	-	-	-	7,711
800	9055 - Disability Insurance	500	500	-	470
800	9060 - Hospital & Medical Insurance	440,000	400,000	314,841	359,685
900	9051 - Administrative Fee	20,000	10,561	9,499	8,417
	9700.0 -Serial Bond- Principal	200,582	654,472	623,525	407,404
	9789.0 Serial Bond- Interest	15,617	36,993	68,943	78,003
	Restricted Interest on Bonds		-	-	(2,539)
	TOTAL BUDGETED/ACTUAL EXPENSES	4,050,613	4,337,995	3,858,245	3,680,905

Town of North Hempstead					
	Commissioner Operated Special Districts	**Tentative Budget 2023**	**Adopted Budget 2022**	**Actual 2021**	**Actual 2020**
L351	***SHELTER ROCK PUBLIC LIBRARY DISTRICT (cont.)***				
	REVENUE				
2082	Library Charges (Fines)	3,400	8,000	8,918	4,251
2401	Interest Earnings	6,000	5,000	4,505	13,641
2410	Rental of Real Property -	-		-	
	Meeting Room	500	200	80	30
2440	Income for Copy Machine &	-		-	
	Microfilm Reader-Printer, etc.	3,200	2,500	2,730	1,831
2670	Library Material Sales	500	500	539	249
2705	Gifts & Donations	100	100	-	3,976
2770	Other Unclassified Revenue	-		-	
	PILOT Program	127,370	129,204	129,204	159,414
	Commissions,Misc,ERATE	5,000	15,000	27,842	16,117
3840	State Aid for Libraries	-		-	
	State Local Incentive Aid	6,500	6,500	9,163	6,389
	Grant		-	35,000	56,250
	TOTAL ESTIMATED/ACTUAL REVENUE	152,570	167,004	217,981	262,148
	SUMMARY				
	TOTAL BUDGETED/ACTUAL EXPENSES	4,050,613	4,337,995	3,858,245	3,680,905
	ACTUAL FUND BALANCES AT END OF PERIOD				2,506,222
		4,050,613	4,337,995	3,858,245	6,187,127
	TOTAL ESTIMATED/ACTUAL REVENUE	152,570	167,004	217,981	262,148
	APPROPRIATED FUND BALANCES - LIPA PILOT		97,997		
	ACTUAL FUND BALANCES AT BEGINNING OF PERIOD			2,506,222	1,892,320
	RAISED BY TAXATION			4,073,000	4,032,659
	AMOUNT TO BE RAISED BY TAXATION	3,898,043	4,072,994		
		4,050,613	4,337,995	6,797,203	6,187,127
	TAX LEVY				
	TAXABLE VALUATION				
	CLASS I - RESIDENTIAL PROPERTIES	6,525,406	5,839,845	5,106,200	11,199,951
	Tax rate Per 100	48.583	58.968	61.896	30.601
	Tax Levy	3,170,233	3,443,635	3,160,534	3,427,297
	CLASS II - RESIDENTIAL PROPERTIES	-	-	2,759	2,517
	Tax rate Per 100	-	-	77.253	57.213
	Tax Levy	-	-	2,131	1,440
	CLASS III - UTILITY PROPERTIES	514,781	425,826	359,828	299,610
	Tax rate Per 100	19.455	17.094	25.075	22.035
	Tax Levy	100,151	72,791	90,227	66,019
	CLASS IV - ALL OTHER PROPERTIES	245,217	2,346,291	2,178,989	1,917,178
	Tax rate Per 100	255.961	23.721	37.638	28.057
	Tax Levy	627,659	556,569	820,128	537,903
	TOTAL TAXABLE VALUATION	7,285,404	8,611,962	7,647,776	13,419,256
	TAX LEVY	3,898,043	4,072,995	4,073,020	4,032,659

Commissioner Operated Special Districts	Tentative Budget 2023	Adopted Budget 2022	Actual 2021	Actual 2020
L351 ***SHELTER ROCK PUBLIC LIBRARY DISTRICT (cont.)***				
7410-00 - Public Library - Continued				
SALARY SCHEDULE				
Library Director III	170,279	178,895	170,279	170,221
Assistant Director I (New)	95,204	87,563	82,478	110,321
Librarian II	78,114	72,602	69,903	69,345
Librarian I	72,181	67,306	67,267	66,006
Librarian II	111,930	106,465	106,404	104,527
Librarian I	59,641	54,571	53,703	53,255
Librarian I (HIRED 9/8/21)	56,675	50,558	13,782	19,839
Librarian I (open)	55,965	50,558		58,401
Librarian I PT (1 Position)		908,387		
Computer Technician	66,175	60,518	58,697	57,805
Asst Business Manager (New)/ADMIN ASST(N	78,861	77,079	62,052	66,794
Principal Clerk (Retired 12/2020)				62,613
Secretary	59,186	53,290	50,723	49,943
Account Clerk (open)	49,995	36,400		
Clerk-Typist	53,799	48,452	48,070	47,964
Clerk-Typist	52,471	47,057	47,202	47,177
Clerk-Typist	49,449	43,883	44,034	42,825
Clerk-Typist	37,710	30,723	20,691	22,199
Clerk-Typist	37,710	30,723	20,922	
Clerk-Typist	36,946			34,713
Clerk-Part Time (6)	31,492	55,253	39,240	56,434
Custodian(RETIRED 4/29/2022)		68,453	66,013	65,132
Cleaner Part Time	18,122	13,630	14,201	13,723
Cleaner Part Time	25,025	19,500	15,587	15,416
Cleaner Part Time	15,015	11,700	12,990	12,162
Cleaner Part Time	23,920	19,390	18,063	17,302
Page-Full Time	43,425	36,821	35,745	35,733
Librarian Subs,ITA ,Pages and Sunday Coverage	286,453	284,653	140,079	140,425
TOTAL SALARIES	2,097,829	2,862,839	1,602,322	1,745,640

** Note 2021 tax split varies from adopted budget due to changes made by the county after adoption*

Town of North Hempstead					
	Commissioner Operated Special Districts	**Tentative Budget 2023**	**Adopted Budget 2022**	**Actual 2021**	**Actual 2020**
L352	***GOLD COAST LIBRARY DISTRICT - TNH***				
	EXPENSES				
5001	Director (1)	128,000	125,000	133,409	130,316
5002	Librarians F/T	290,000	307,000	306,573	319,884
5003	Librarians P/T	80,000	45,000	24,583	24,283
5012	Clercial Adm.	102,000	98,000	72,277	81,569
5015	Pages	21,000	26,000	17,045	26,967
5020	Custodian	14,000	14,000	15,528	16,319
5210	SS & Medicare	62,000	62,000	61,265	63,988
5215	MTA Surcharge				
5220	NYS Retirement	115,000	110,000	123,079	107,521
5240	Disability Insurance	1,200	1,300	860	821
5250	Health & Medical Insurance	122,000	122,000	127,665	113,952
5251	EAP Plan	600	600	600	696
5299	Unemployment Insurance				
6410	Adult Books	33,000	35,000	27,478	31,011
6412	E-Books	24,000	21,000	23,472	24,344
6414	Streaming Video	3,000			
6213	Downloadable Audio - Adult	16,000	14,250	15,828	14,932
6415	Adult DVD's	14,500	17,500	16,456	15,000
6416	Adult Audio CD's Music	2,250	2,250	3,200	3,045
6417	Young Adult Books	6,000	6,000	3,488	2,753
6418	Young Adult Audio	500	500	591	937
6419	Young Adult e-books	3,000	3,000	822	5,641
6420	Children's Books	12,000	12,000	10,914	9,336
6421	Children's Books CD's	750	500	-	464
6422	Children's Downloadable Audio	4,000	3,300	4,322	3,723
6423	Children's e-books	4,100	4,100	5,397	3,662
6425	Juvenile DVD's	1,700	2,300	2,363	1,692
6427	Video Games	2,500	2,500	1,838	1,501
6430	Data Bases	40,000	40,000	38,755	38,504
6440	Memberships	1,650	1,650	1,465	1,345
6445	NLS Direct/Delivery	11,500	11,500	11,541	11,756
6446	Interloan Fee				
6450	Automation - Monthly Circ Chgs	17,000	17,000	16,624	17,755
6455	Magazines Subscriptions	6,250	6,250	5,631	3,802
6470	Adult Programs	24,000	22,500	19,575	15,376
6471	Children's Programs	25,000	22,500	17,514	11,218
6474	Summer Reading Programs	6,000	5,000	6,488	1,948
6475	Promotional Materials	3,000	3,000	-	13
6476	Museum Passes	6,500	6,000	5,582	6,050
6480	Payments to other libraries/patrons	250	400	50	331
6485	Borrower Cards				
6490	Printing & Reproduction				
6515	Bank service charges				
8010	Insurance	22,000	22,000	16,975	17,512

Town of North Hempstead					
	Commissioner Operated Special Districts	**Tentative Budget 2023**	**Adopted Budget 2022**	**Actual 2021**	**Actual 2020**
L352	***GOLD COAST LIBRARY DISTRICT-TNH (cont.)***				
8110	Electric	14,250	14,250	15,028	12,055
8120	Gas	3,500	3,750	1,830	2,420
8125	Water	2,000	2,100	1,164	1,403
8205	Building Repair	10,000	10,000	5,546	18,017
8210	Rent	70,000	70,000	73,121	81,001
8250	Maintenance Supplies	2,000	3,000	496	1,211
8400	Maintenance & Service Contracts	10,500	10,500	13,274	10,209
8410	Snow Removal	2,000	2,000	-	-
8420	Cleaning/Janitorial	6,000	6,000	3,364	2,500
8440	Grounds Upkeep	3,500	2,000	1,765	1,042
7100	Payroll Service Fees	3,700	3,500	3,678	3,675
7605	Computer Equipment	3,000	1,000	2,900	
7615	Web Site				
7620	Supplies	4,100	4,100	3,482	7,746
7625	Computer Software	6,000	6,000	3,616	2,811
7630	Telephone & FAX	4,250	4,100	4,623	4,130
7645	Newsletter	18,500	18,200	18,714	14,315
7650	Postage & Delivery	2,000	2,000	1,881	3,477
7725	Outside Consultants	1,500	2,500	787	
7755	Auditors	12,000	11,000	11,950	11,700
7760	Accounting Fees	3,000	3,000	3,000	3,000
7765	Legal Fees	10,000	8,000	9,345	9,913
7840	Copier Supplies	6,500	6,000	5,729	6,957
7850	Repairs - Other	100	100	292	
7951	Staff Development - Director	1,500	2,000	610	1,369
7970	Storage Rental	15,000	15,000	14,400	15,600
7985	Rental of Equipment				
7999	Vote Expense	4,000	4,000	8,870	12,805
9120	Debt Service - Principal	425,000	350,000	-	-
	TOTAL BUDGETED/ACTUAL EXPENSES	2,585,000	2,436,850	1,635,204	1,647,893
	REVENUE				
	Misc Revenue	42,200	19,700	12,024	9,313
	NYS Library Aid	2,800	2,800	3,612	6,690
	PILOT revenue	325,000	350,000	297,843	322,428
	TOTAL BUDGETED/ACTUAL REVENUES	370,000	372,500	313,479	338,431

Town of North Hempstead				
Commissioner Operated Special Districts	**Tentative Budget 2023**	**Adopted Budget 2022**	**Actual 2021**	**Actual 2020**
L352 ***GOLD COAST LIBRARY DISTRICT-TNH (cont.)***				
SUMMARY				
TOTAL BUDGETED/ACTUAL EXPENSES	2,585,000	2,436,850	1,635,204	1,647,893
Transfer to capital fund				
ACTUAL FUND BALANCES AT END OF PERIOD			598,978	672,966
	2,585,000	2,436,850	2,234,182	2,320,859
TOTAL BUDGETED/ACTUAL REVENUES	370,000	372,500	313,479	338,431
ACTUAL FUND BALANCES AT BEGINNING OF PERIOD			672,966	632,789
APPROPRIATED FUND BALANCES	776,550	21,350		100,000
RAISED BY TAXATION			1,247,737	1,249,639
AMOUNT TO BE RAISED BY TAXATION (Total North Hempstead and Oyster Bay)	1,438,450	2,043,000		
	2,585,000	2,436,850	2,234,182	2,320,859
TAX LEVY				
TAXABLE VALUATION - 2023 budget and 2021 actual to be included in preliminary/adopted				
CLASS I - RESIDENTIAL PROPERTIES		157,550		339,916
Tax rate Per 100		39.914		10.965
Tax Levy	-	62,885	-	37,272
CLASS III - UTILITY PROPERTIES		715,432		808,282
Tax rate Per 100		77.517		47.742
Tax Levy	-	554,581	-	385,888
CLASS IV - ALL OTHER PROPERTIES		198,753		245,881
Tax rate Per 100		14.252		9.998
Tax Levy	-	28,326	-	24,583
TOTAL TAXABLE VALUATION		1,071,735	-	1,394,079
TAX LEVY	-	645,792	-	447,742

Note: The Gold Coast Library District comprises portions of the Town of North Hempstead and the Town of Oyster Bay.

** Note 2021 tax split varies from adopted budget due to changes made by the county after adoption*

Town of North Hempstead					
	Commissioner Operated Special Districts	**Tentative Budget 2023**	**Adopted Budget 2022**	**Actual 2021**	**Actual 2020**
L353	***CARLE PLACE LIBRARY FUNDING DISTRICT***				
	7410-00 - Public Library				
	EXPENSES				
430	Office Supplies	500	500	-	56.00
433	Postage	3,500	3,500	246	239
434	Publicity & Printing	6,000	6,000	1,248	1,104
435	Conferences, Meetings & Travel	500	500	-	-
436	Contract with other library	810,000	810,000	699,460	716,291
437	Professional Fees (Legal, Bank Fees)	18,000	18,000	17,015	16,880
438	Membership Dues	500	500	-	-
447	Election expense	1,000	1,000	368	250
454	Insurance	5,000	5,000	2,336	2,226
	TOTAL BUDGETED/ACTUAL EXPENSES	845,000	845,000	720,673	737,046
	**Coding system mandated by New York State Education Department				
	REVENUE				
	PILOT	11,500	11,500	10,840	11,470
	Interest	150	150	114	139
	TOTAL BUDGETED/ACTUAL REVENUES	11,650	11,650	10,954	11,609
	SUMMARY				
	TOTAL BUDGETED/ACTUAL EXPENSES	845,000	845,000	720,673	737,046
	ACTUAL FUND BALANCES AT END OF PERIOD			153,565	107,954
		845,000	845,000	874,238	845,000
	TOTAL BUDGETED/ACTUAL REVENUES	11,650	11,650	10,954	11,609
	APPROPRIATED FUND BALANCES	121,350	133,350		
	ACTUAL FUND BALANCES AT BEGINNING OF PERIOD			107,954	126,249
	RAISED BY TAXATION			750,103	749,964
	AMOUNT TO BE RAISED BY TAXATION	712,000	700,000		
		845,000	845,000	869,011	887,822
	TAX LEVY				
	TAXABLE VALUATION				
	CLASS I - RESIDENTIAL PROPERTIES	1,212,222	1,079,995	955,649	2,104,363
	Tax rate Per 100	39.025	46.026	54.872	24.890
	Tax Levy	473,070	497,075	524,381	523,769
	CLASS II - RESIDENTIAL PROPERTIES	268,901	237,452	206,004	178,671
	Tax rate Per 100	4.417	4.261	5.173	5.974
	Tax Levy	11,876	10,119	10,656	10,673
	CLASS III - RESIDENTIAL PROPERTIES	199,319	167,182	145,610	123,933
	Tax rate Per 100	2.132	1.820	1.953	2.487
	Tax Levy	4,249	3,043	2,843	3,082
	CLASS IV - ALL OTHER PROPERTIES	3,039,741	2,942,211	2,874,803	2,575,063
	Tax rate Per 100	7.330	6.450	7.382	8.251
	Tax Levy	222,805	189,763	212,222	212,475
	TOTAL TAXABLE VALUATION	4,720,183	4,426,840	4,182,066	4,982,030
	TAX LEVY	712,000	700,000	750,103	750,000

** Note 2021 tax split varies from adopted budget due to changes made by the county after adoption*

Town of North Hempstead					
	Commissioner Operated Special Districts	**Tentative Budget 2023**	**Adopted Budget 2022**	**Actual 2021**	**Actual 2020**
SP361	***GREAT NECK PARK DISTRICT***				
5650 - OFF STREET PARKING					
100	PERSONAL SERVICES - See Detail	35,000	35,000	35,608	34,204
200	Operating Equipment	-	50,000	-	
	EXPENSES				
401	Stationery & Printing	750	5,500	6,243	660
402	Postage				
404	Office Supplies & Expenses				
405	Data Processing				
409	Telephone				
420	Electricity	10,000	9,000	8,211	7,922
421	Water				
422	Heating				
431	Leases - Land	420	420	420	420
441	Legal Notices				
445	Conferences, Meetings, Etc				
446	Public Information & Education				
451	Engineering				
466	Uniform & Laundry				
467	Gas, Oil, Etc.	750	1,200		248
474	Tools, Parts & Supplies	250	500		
475	Repairs & Maintenance	250	500		
497	Other Operating Expenses	100	100		
	Subtotal	12,520	17,220	14,874	9,250
	TOTAL OFF STREET PARKING	47,520	102,220	50,482	43,454
7020-RECREATION ADMINISTRATION					
100	PERSONAL SERVICES - See Detail	1,406,667	1,449,372	1,286,236	1,195,429
	Commissioner Fees	75,000	75,000	63,100	64,580
	Subtotal	1,481,667	1,524,372	1,349,336	1,260,009
225	Operating Equipment	28,800	29,700	13,761	15,442
	EXPENSES				
200	Office Equipment		-		-
401	Stationery & Printing	2,000	3,000	787	1,144
402	Postage- Publicist	12,000	12,000	3,802	-
4021	Postage- Finance	5,000	5,000	3,044	1,706
4022	Postage- Parkwood Administration	250	500		300
4023	Postage- Beach Rd. Administration	2,000	500	2,722	1,125
403	Credit Card Fees	95,000	80,000	84,726	38,545
404	Office Supplies & Expenses	10,000	10,000	4,762	10,197
4041	Office Supplies - IT Equipment	40,270	39,270	3,084	10,327
405	Data Processing	247,200	242,680	202,649	152,908
406	Record Management Grant Expense		-		-
409	Telephone	13,100	13,600	11,229	13,232
415	Membership Expenses & Fees		-		-
420	Electricity	15,000	13,000	12,454	14,072
421	Water	1,500	1,500	1,024	1,296
422	Heating	5,000	4,000	3,160	3,441
425	Surety Bonds		-		-
429	Equipment Rental	3,500	3,500	3,691	2,535
441	Legal Notices	2,000	1,000	1,418	848
445	Conferences, Meetings, Etc.	10,000	14,000	7,632	3,870
446	Public Information & Education- Misc.	4,000	4,000	3,543	2,150
4461	Public Information & Education- Graphic Arts	12,000	12,000	8,524	3,075
4462	Public Information & Education-Brochures & ma	12,000	12,000	5,691	1,659
4463	Public Information & Education- Special Event F	3,500	3,500	3,780	3,550
447	Election Expense	20,000	18,438	16,041	10,145
451	Engineering		-		-
452	Auditing	45,000	45,000	44,299	44,055
454	Legal	100,000	100,000	128,609	102,450
458	Other Professional Services	105,000	114,000	105,060	110,587
467	Gas, Oil Etc.	5,000	3,500	3,327	1,455
474	Tools Parts & Supplies	3,000	3,500	1,083	1,323
475	Repairs & Maintenance	5,000	6,000	739	6,234
800	9059-MTA Tax		-		-
497	Other Operating Expenses	3,500	3,500	2,369	1,735
	TOTAL RECREATION ADMINISTRATION	2,292,287	2,323,060	2,032,344	1,819,415

	Commissioner Operated Special Districts	Tentative Budget 2023	Adopted Budget 2022	Actual 2021	Actual 2020
SP361	***GREAT NECK PARK DISTRICT (cont.)***				
7110 - PARKS					
100	PERSONAL SERVICES - See Detail	3,383,216	3,415,248	2,908,627	2,598,259
225	Operating Equipment	239,274	393,790	-	53,206
	EXPENSES				
401	Stationery & Printing	500	500	-	-
402	Postage		-		-
404	Office Supplies & Expenses	1,000	1,000		63
405	Data Processing	10,600	11,100	9,619	9,396
409	Telephone	19,100	19,300	19,673	18,637
420	Electricity	58,000	57,000	51,229	49,431
421	Water	38,000	38,000	34,611	33,988
422	Heating	28,000	25,000	23,568	22,130
429	Equipment Rental	3,500	3,500	2,943	606
431	Leases - Land	38,000	38,000	37,000	36,557
441	Legal Notices		-		-
445	Conferences, Meetings, etc.	500	500	30	-
446	Public Information & Education	250	250		-
451	Engineering		-		-
458	Other Professional Services	10,000	10,000	2,070	2,275
466	Uniforms & Laundry	14,000	14,000		11,433
467	Gas, Oil, Etc.	40,000	30,000	28,142	17,884
474	Tools, Parts & Supplies	268,000	240,000	245,411	133,299
475	Repairs & Maintenance	100,000	110,000	79,030	72,618
47501	Repairs & Maintenance- Trees	30,000	30,000	16,789	29,454
4751	R&M- Charged to maintenance reserve		-	9,000	77,655
4752	R&M- Charged to repair reserve		-	19,890	9,864
490	Recreation Programs		-		-
491	Recreational Supplies		-		-
492	Improvements	834,500	280,000	17,080	66,454
493	Repair Reserve Expenditures		-		-
4020					
1000-402					
4030					
1000-403					
497	Other Operating Expenses	2,000	2,000		566
499	Security	90,000	90,000	88,397	88,771
	TOTAL PARKS	5,208,440	4,809,188	3,593,107	3,332,546
7140 - GREAT NECK HOUSE					
100	PERSONAL SERVICES - See Detail	355,517	378,148	190,199	236,624
225	Operating Equipment		-		-
	EXPENSES				
401	Stationery & Printing		250		-
402	Postage		-		-
404	Office Supplies & Expenses	8,000	4,500	2,949	1,265
405	Data Processing	1,600	1,600	1,350	1,346
409	Telephone	3,890	3,640	3,179	3,177
420	Electricity	23,000	20,000	10,882	11,376
421	Water	2,500	2,500	1,367	1,105
422	Heating	16,000	12,000	5,779	8,885
429	Equipment Rental	2,000	2,000	1,618	1,776
441	Legal Notices		-		-
445	Conferences, Meetings, etc.		500	(6)	382
446	Public Information & Education		-		-
451	Engineering		-		-
458	Other Professional Services		-		-
466	Uniforms & Laundry	500	-		-
467	Gas, Oil, Etc.	800	750		228
474	Tools, Parts & Supplies- Maintenance	4,500	6,000	5,159	193
4742	Tools, Parts & Supplies- Recreation		-	74	-
475	Repairs & Maintenance	14,860	20,000	27,452	14,497
490	Recreation Programs	50,389	25,000	20,500	20,102
491	Recreational Supplies	6,740	2,000	287	-
492	Improvements		-	30,278	418
497	Other Operating Expenses	500	500	-	-
	Subtotal	135,279	101,240	110,867	64,750
	TOTAL GREAT NECK HOUSE	490,796	479,388	301,067	301,374

	Commissioner Operated Special Districts	Tentative Budget 2023	Adopted Budget 2022	Actual 2021	Actual 2020
SP361	***GREAT NECK PARK DISTRICT (cont.)***				
7145 - RECREATION PROGRAMS					
100	PERSONAL SERVICES - See Detail	386,270	353,724	282,230	251,081
	* This year it is split between Camp Parkwood Program.				
2250	Operating Equipment	-	-		
2251	Operating Equipment- Camp Parkwood				
	Subtotal	-	-	-	-
	EXPENSES				
401	Stationery & Printing		-		-
404	Office Supplies & Expenses	500	500	116	199
409	Telephone	500	600	207	368
4151	Food- Outdoor Rink	4,000	4,000		3,273
429	Equipment Rental				
4291	Rink Rental	140,000	140,000		35,064
445	Conferences, Meetings, etc.		-		-
446	Public Information & Education		-		-
458	Other Professional Services	223,200	204,000	185,934	28,392
466	Uniforms & Laundry	2,000	2,000		373
467	Gas, Oil, Etc.		-		-
474	Tools, Parts & Supplies	70,000	70,000	(42)	37,749
475	Repairs & Maintenance		-		-
490.01	Shows and Concerts	205,000	180,000	199,100	13,700
490.02	Park Programs	6,000	4,500	3,720	85
490.03	Outdoor Movies	5,600	5,600	2,289	1,612
490.04	Harvest Festival	10,000	9,000	8,937	-
490.05	Halloween Events	2,000	2,000	1,850	819
490.06	Steppinstone Pre-School		-		-
490.07	Camp Parkwood		-		-
490.071	Camp Parkwood- Lunch		-		-
490.08	Sailing Program	11,000	11,000	4,765	10,514
490.09	Other	4,800	-	1,759	-
4909001	Sports Programs		10,900	1,920	-
4909002	Winter Wonderland		500		149
4909003	Spring Event	2,500	10,000		-
4909004	Great Neck Ice Games		-		-
4909005	New Programs		-		-
4909006	Summer Fest	25,000	25,000	32,465	-
4909007	Birthday Parties	2,000	2,000	1,985	529
4909008	Food	10,000	9,000	2,872	2,426
4909009	Winter Camp Parkwood	5,000	5,000		570
49090010	Winter Event		-		-
4909011	Farmer's Market (Musical Arts)	12,500	-		-
491	Recreational Supplies	5,850	-		999
4911	Recreational Supplies- Rec Center	5,000	7,000	4,999	-
4912	Recreation Supplies- Show	75,000	77,000	73,229	218
	Subtotal	827,450	779,600	526,105	137,039
	TOTAL RECREATION	1,213,720	1,133,324	808,335	388,120
7146- CAMP PARKWOOD					
100	PERSONAL SERVICES - See Detail	486,000	484,000	402,029	168,322
225	Operating Equipment				
	EXPENSES				
409	Telephone	1,000	1,000	586	514
420	Electricity		-		-
429	Equipment Rental	-	10,000		-
458	Other Professional Servies	101,000	76,000		-
474	Tools, Parts & Supplies	30,000	35,000	32,387	19,400
49071	Lunch	68,000	55,000	51,612	123
49072	Staff Training	10,000	8,000	8,597	3,343
49073	Daily Buses	93,000	88,000	79,028	24,960
49074	Trip Buses	55,000	60,000	13,767	-
49075	Door to Door Buses		45,000		-
49076	Optional Field Trips	75,000	75,000	9,646	-
49077	Activities	50,000	40,000	86,675	33,600
49078	Winter Camp Parkwood		-		-
	Subtotal	483,000	493,000	282,297	81,940
	TOTAL CAMP PARKWOOD	969,000	977,000	684,327	250,262

	Commissioner Operated Special Districts	Tentative Budget 2023	Adopted Budget 2022	Actual 2021	Actual 2020
SP361	***GREAT NECK PARK DISTRICT (cont.)***				
7180 - POOL					
100	PERSONAL SERVICES - See Detail	812,537	704,930	711,815	581,088
225	Operating Equipment	40,000	5,225	9,999	
	EXPENSES				
401	Stationery & Printing		-		-
402	Postage		-		-
404	Office Supplies & Expenses	350	500	143	158
405	Data Processing	1,050	1,000	886	804
409	Telephone	1,000	1,000	810	880
415	Membership Expenses & Fees	2,000	2,000	350	-
420	Electricity	105,000	105,000	110,711	62,689
421	Water	25,000	25,000	27,997	17,974
422	Heating	13,000	13,000	9,480	4,132
429	Equipment Rental	500	1,000	479	570
430	Lease of Energy Equipment (25%)		-	26,792	-
441	Legal Notices		-		-
445	Conferences, Meetings, etc.		500		-
446	Public Information & Education		-		-
451	Engineering		-		-
458	Other Professional Services	7,500	10,000	9,980	-
466	Uniforms & Laundry	15,000	12,000		7,420
467	Gas, Oil, Etc.	3,000	3,000	1,753	815
474	Tools, Parts & Supplies- Maintenance	30,000	35,000	26,856	35,730
4741	Tools, Parts & Supplies - Chemicals	50,000	50,000	47,138	24,920
4742	Tools, Parts & Supplies- Recreation (Pool)	5,000	7,500	4,972	1,613
	Tools, Parts & Supplies- Steppingstone	1,500	1,500	1,845	704
475	Repairs & Maintenance	20,000	37,000	12,978	19,059
490	Recreation Programs		-		-
4909007	Birthday Parties - Pool		-		-
491	Recreational Supplies	12,000	10,000	9,713	2,322
492	Improvements		-		-
497	Other Operating Expenses		-	226	-
	Subtotal	291,900	315,000	293,107	179,790
	TOTAL POOL	1,144,437	1,025,155	1,014,921	760,878
7230 - MARINA & DOCK					
100	PERSONAL SERVICES - See Detail	373,707	345,569	357,287	300,480
225	Operating Equipment	35,000	36,200	14,000	
	EXPENSES				
401	Stationery & Printing	500	500	-	-
402	Postage		-		-
404	Office Supplies & Expenses		-		7
409	Telephone	980	980	246	372
420	Electricity		-		-
429	Equipment Rental		-		-
441	Legal Notices		-		-
445	Conferences, Meetings, etc.		-		-
446	Public Information & Education		-		-
451	Engineering		-		-
458	Other Professional Services		-		-
466	Uniforms & Laundry	800	500		-
467	Gas, Oil, Etc.	5,000	3,000	2,306	1,442
474	Tools, Parts & Supplies	54,600	42,000	30,051	23,120
4741	Supplies - Food	3,500	3,500		-
475	Repairs & Maintenance	19,000	17,500	12,994	4,182
490	Recreation Programs		-		-
491	Recreational Supplies		-		-
492	Improvements	95,000	-		-
497	Other Operating Expenses	3,000	2,000	723	552
499	Security Services		-		-
	Subtotal	182,380	69,980	46,320	29,675
	TOTAL MARINA & DOCK	591,087	451,749	417,607	330,155

	Commissioner Operated Special Districts	Tentative Budget 2023	Adopted Budget 2022	Actual 2021	Actual 2020
SP361	***GREAT NECK PARK DISTRICT (cont.)***				
7265 - SKATING RINK					
100	PERSONAL SERVICES - See Detail	993,901	830,231	782,255	628,923
225	Operating Equipment	40,000			-
	EXPENSES				
401	Stationery & Printing	500	500	275	-
402	Postage		-		-
404	Office Supplies & Expenses	2,500	2,500	186	298
405	Data Processing	2,950	2,800	2,638	2,737
409	Telephone	3,760	3,760	2,520	2,639
415	Membership Expenses & Fees	15,000	8,000	10,127	9,495
4151	Food-Travel Hockey	4,000	4,000		-
4152	Travel- Travel Hockey	81,216	33,250	4,015	5,931
4153	Trophies- Travel Hockey	4,000	2,000	1,095	84
4155	Uniforms - Travel Hockey	61,950	-	-	-
	Hockey Spring		6,000		-
420	Electricity	210,000	190,000	174,962	133,769
421	Water	12,000	12,000	10,408	10,159
422	Heating	70,000	52,000	55,540	36,763
429	Equipment Rental	2,200	1,600	479	567
430	Lease of Energy Equipment (75%)		-	81,000	-
441	Legal Notices	-	-		-
445	Conferences, Meetings, etc.	1,200	1,000	1,244	-
446	Public Information & Education	500	500	325	60
451	Engineering		-		-
458	Other Professional Services	94,300	113,850	81,640	52,397
466	Uniforms & Laundry	8,000	17,000	10,966	250
467	Gas, Oil, Etc.	10,000	5,500	5,661	3,177
474	Tools, Parts & Supplies	30,000	40,000	28,512	13,249
475	Repairs & Maintenance	95,000	95,000	112,741	76,262
490	Recreation Programs	3,000	5,000	920	4,198
4909007	Birthday Parties	17,000	15,000	116	-
491	Recreational Supplies	12,000	5,500	5,891	2,646
492	Improvements	57,500	50,000		-
497	Other Operating Expenses	5,000	5,000	2,150	11,299
	Subtotal	803,576	671,760	593,412	365,980
	TOTAL SKATING RINK	1,837,477	1,501,991	1,375,667	994,903

	Commissioner Operated Special Districts	Tentative Budget 2023	Adopted Budget 2022	Actual 2021	Actual 2020
SP361	***GREAT NECK PARK DISTRICT (cont.)***				
7280 - OUTDOOR TENNIS					
100	PERSONAL SERVICES - See Detail	51,000	60,000	21,336	23,729
225	Operating Equipment		-		
	EXPENSES				
474	Tools, Parts & Supplies	30,000	30,000	26,235	21,441
475	Repairs & Maintenance	500	500		350
490	Recreation Programs		-		-
491	Recreational Supplies	2,000	2,000		125
4920	Improvements				-
497	Other Operating Expenses				
	Subtotal	32,500	32,500	26,235	21,916
	TOTAL OUTDOOR TENNIS	83,500	92,500	47,571	45,645
7281 - INDOOR TENNIS					
100	PERSONAL SERVICES - See Detail	912,787	826,011	821,433	572,458
225	Operating Equipment			12,665	62,925
	EXPENSES				
401	Stationery & Printing		400	148	250
402	Postage		-		-
404	Office Supplies & Expenses	3,000	4,000	2,015	1,875
405	Data Processing	1,850	1,900	1,577	1,627
409	Telephone	2,290	2,540	1,759	1,712
420	Electricity	67,000	65,000	57,154	40,227
421	Water	4,000	4,000	3,045	3,056
422	Heating	15,000	6,000	9,219	3,673
429	Equipment Rental	500	1,000	356	920
466	Uniforms & Laundry	2,000	2,000		-
467	Gas, Oil, Etc.		-		-
474	Tools, Parts & Supplies	20,000	20,000	15,251	12,364
475	Repairs & Maintenance	10,000	10,000	5,435	500
490	Recreation Programs	2,500	5,000		1,050
491	Recreational Supplies	12,000	15,000	11,224	6,708
492	Improvements		-		-
497	Other Operating Expenses		500		-
	Subtotal	140,140	137,340	107,184	73,962
	TOTAL INDOOR TENNIS	1,052,927	963,351	941,283	709,345

Town of North Hempstead					
	Commissioner Operated Special Districts	**Tentative Budget 2023**	**Adopted Budget 2022**	**Actual 2021**	**Actual 2020**
SP361	***GREAT NECK PARK DISTRICT (cont.)***				
INSURANCE, TAXES, BENEFITS					
400	1910 - Unallocated Insurance	271,000	260,000	252,625	245,983
400	1950 - Taxes & Assessments	150,000	130,000	124,402	124,059
800	9010 - State Retirement	750,000	825,000	782,536	744,497
800	9030 - Social Security	695,000	660,000	598,966	488,275
800	9040 - Workers' Compensation	225,000	225,000	161,624	207,734
800	9045 - Life Insurance	5,000	6,000	4,280	10,271
800	9055 - Disability Insurance	9,000	9,000	6,668	9,591
800	9058 - Unemployment Insurance	50,000	100,000		427,649
800	9059 - MTA Tax	19,000	19,000	14,618	13,534
800	9060 - Medical & Dental Insurance	2,258,000	1,810,000	1,620,950	1,596,835
	Grants & Storm Related Expenses			100,000	
	Subtotal	4,432,000	4,044,000	3,666,668	3,868,428
900	9501 - INTERFUND TRANSFER				
	Town Administrative Charge	50,719	39,749	42,676	39,749
901	Fiscal Agent Fee		-		-
902	Serial Bonds Princ	536,265	1,284,973	1,641,421	1,926,767
903	Serial Bonds Interest	190,035	231,962	301,513	319,610
430	Lease of Energy Equipment (25%)		26,950		26,792
430	Lease of Energy Equipment (75%)		81,000		81,000
	Use of Interest Earnings on Bonds				-
	Transfer to Capital Reserve Fund				-
	Transfer to Repair Reserve				-
	Transfer to Capital Projects Fund				216,630
	Subtotal	777,019	1,664,634	1,985,611	2,610,548
600	9730 - BOND ANTICIPATION NOTES				
	903.1 Interest	-	-	-	-
	less Premium	-	-	-	-
	903.2 Principal	-	-	-	-
	Subtotal	-	-	-	-
	TOTAL BUDGETED/ACTUAL EXPENES	20,140,210	19,567,560	16,918,990	15,455,073
	REVENUE				
1081	PILOT	589,000	589,000	525,006	589,633
1720	Parking Lots	215,000	214,800	128,197	228,491
2001	Great Neck House Fees	69,770	71,000	33,202	23,133
2005	Recreation Program Fees	348,571	345,391	134,404	175,094
2006	Camp Parkwood	1,240,000	1,328,968	1,221,314	137,461
2025	Beach & Pool Fees	969,850	853,375	780,478	307,679
2040	Marina & Docks	72,700	74,725	78,836	46,038
2055	Outdoor Tennis	34,555	32,000	37,883	25,558
2056	Indoor Tennis	1,312,415	1,096,596	1,180,963	561,989
2065	Skating Rink	1,580,856	1,273,252	1,341,524	696,690
2401	Interest Earnings	15,000	50,000	26,736	55,231
2410	Rental of Park Property	85,000	30,000	67,294	63,775
2450	Commissions		-		-
2665	Sales of Equipment		-	6,825	8,574
2680	Insurance Recoveries		-	73,877	108,255
2690	Other Compensation for Loss		-	483,880	
2701	Refund of Prior Year Expenses		-		9,600
2705	Gifts and Donations		-	7,500	5,000
2706	Tree Planting Sponsorship		-	3,750	1,950
2707	Village of GN- Lights & Ice		-		25,000
2770	Other Unclassified Revenues		-	6,268	329
2610	Fines & Forfeitures	5,000	10,000	10,328	13,128
3060	Record Management Grant		-		3,197
5031	State Aid		-	100,000	
	TOTAL ESTIMATED/ACTUAL REVENUE	6,537,717	5,969,107	6,248,263	3,085,805

Commissioner Operated Special Districts	Tentative Budget 2023	Adopted Budget 2022	Actual 2021	Actual 2020
SP361 ***GREAT NECK PARK DISTRICT (cont.)***				
SUMMARY				
TOTAL BUDGETED/ACTUAL EXPENSES	20,140,210	19,567,560	16,918,990	15,455,073
ACTUAL FUND BALANCES AT END OF PERIOD			8,065,988	6,742,582
	20,140,210	19,567,560	24,984,978	22,197,655
TOTAL ESTIMATED/ACTUAL REVENUE	6,537,717	5,969,107	6,248,263	3,085,805
APPROPRIATED FUND BALANCE	1,428,402	1,604,304		
ACTUAL FUND BALANCES AT BEGINNING OF PERIOD			6,742,582	7,117,717
RAISED BY TAXATION			11,994,133	11,994,133
AMOUNT TO BE RAISED BY TAXATION	12,174,090	11,994,148		
	20,140,209	19,567,559	24,984,978	22,197,655
RATE DETERMINING ASSESSED VALUATION	19,664,031	17,967,419	22,942,619	24,000,824
TAX LEVY	12,174,090	11,994,148	11,994,148	11,994,148
TAXABLE VALUATION				
CLASS I - RESIDENTIAL PROPERTIES	7,702,238	6,890,525	14,144,705	14,683,571
Tax rate Per 100	92.014	110.319	53.402	51.326
Tax Levy	7,087,060	7,601,564	7,553,555	7,536,552
CLASS II - RESIDENTIAL PROPERTIES	5,284,797	4,994,256	3,765,320	4,010,974
Tax rate Per 100	35.855	33.113	44.132	41.479
Tax Levy	1,894,864	1,653,748	1,661,711	1,663,712
CLASS III - UTILITY PROPERTIES	800,069	679,686	569,544	564,678
Tax rate Per 100	50.926	44.489	53.786	55.553
Tax Levy	407,443	302,387	306,335	313,696
CLASS IV - ALL OTHER PROPERTIES	5,876,927	5,402,952	4,463,050	4,741,601
Tax rate Per 100	47.384	45.095	55.400	52.307
Tax Levy	2,784,723	2,436,448	2,472,530	2,480,189
TOTAL TAXABLE VALUATION	19,664,031	17,967,419	22,942,619	24,000,824
TAX LEVY	12,174,090	11,994,148	11,994,131	11,994,149

	Commissioner Operated Special Districts	Tentative Budget 2023	Adopted Budget 2022	Actual 2021	Actual 2020
SP361	***GREAT NECK PARK DISTRICT (cont.)***				
	SALARY SCHEDULE				
5650	OFF STREET PARKING				
	Seasonal Employees	35,000	35,000	35,608	34,204
	TOTAL OFF STREET PARKING	35,000	35,000	35,608	34,204
7020	RECREATION ADMINISTRATION				
	Superintendent of Parks	195,839	190,135	185,313	177,238
	Deputy Superintendent	132,641	128,778	127,382	118,587
	Clerk of the Board	109,625	106,432	103,404	101,623
	Typist Clerk	80,000	80,000	63,087	135,745
	Information Technology	114,786	111,443	110,235	109,009
	Seasonal Employees	103,000	146,067	117,651	89,834
	Publicity	45,999	45,319	44,825	44,327
	Senior Accountant	157,223	84,682	83,107	81,838
	Finance Director	160,574	155,776	152,603	150,905
	Principal Acct. Clerk		65,740	63,048	63,309
	HR Director	125,000	125,000		-
	Assistant Business Manager	72,980	-	12,711	
	Sick Leave / Vac Buy-back	109,000	210,000	222,871	123,013
	TOTAL RECREATION ADMIN.	1,406,667	1,449,372	1,286,236	1,195,428
7110	PARKS				
	Labor Supervisors/Maintainers	-	-		-
	Labor Supervisors	589,791	581,680	534,206	506,586
	Park Card Aides		-		-
	SeaSal-Allenwood Park	19,000	55,000	32,838	31,580
	SeaSal- Cuttermill Park	45,000	90,000	42,885	52,930
	SeaSal- Ielpi/Firefighters Park	39,000	45,000	37,017	14,395
	SeaSal- KingsPoint Park	69,000	75,000	65,823	30,784
	SeaSal-Lakeville Park	36,000	22,000	34,444	2,158
	SeaSal- Manor Park	7,000	15,500	6,066	-
	SeaSal- Memorial Field	45,000	60,000	42,451	33,272
	SeaSal- Steppingstone Park	52,000	55,000	49,125	31,988
	SeaSal- Upland Park		-		-
	SeaSal- Village Green/ GNH	94,000	70,000	89,641	26,755
	SeaSal- Wyngate Park	1,000	44,000	780	3,339
	SeaSal- Mason Crew	40,000	60,000	37,900	18,450
	SeaSal- Dog Park	9,000	15,000	8,235	3,186
	SeaSal- Roving Patrol	96,000	73,000	91,467	71,197
	Payroll Charge To Capital Fund		-		-
	TOTAL PARKS	3,383,216	3,415,248	2,908,627	2,598,258
7140	GREAT NECK HOUSE				
	Administrative:				
	Front Desk Supervisor	47,840	80,000	-	20,125
	Clerical Seasonal	84,240	70,000	4,254	22,895
	Recreational Aides	84,951	82,477	77,218	80,644
	Programs:				
	Recreation Aides	24,815	32,000		10,901
	Maintenance:				
	Park Laborers	113,671	113,671	108,728	102,060
	TOTAL RECREATION CENTER	355,517	378,148	190,199	236,625

	Commissioner Operated Special Districts	Tentative Budget 2023	Adopted Budget 2022	Actual 2021	Actual 2020
SP361	***GREAT NECK PARK DISTRICT (cont.)***				
	SALARY SCHEDULE - Continued				
7145	RECREATION PROGRAMS		-		-
	SeaSal- Recreation Center	38,400	30,600	35,490	-
	SeaSal- Playscape	42,500	42,500	6,387	5,529
	SeaSal- Winter Camp Parkwood- Skating Instructor		-		-
	Rec. Specialist-Rink Summer Prog.		-		-
	Rec. Aides-Summer Programs	5,780	5,600	386	27,612
	Sailing Program - Director	60,000	60,000	56,078	60,000
	Sailing Program - Instructors	35,000	30,000	35,709	25,032
	SeaSal- Playscape		-		
	Recreation Programs Specialists	167,840	163,524	131,901	132,907
	Winter Swim and Sled Hill	3,000	2,000	-	-
	Seasonal- Farmer's Market (New)	11,250	-	-	-
	Seasonal- Show Crew Staff	22,500	19,500	16,280	-
	TOTAL RECREATION PROGRAMS	386,270	353,724	282,230	251,080
7146	CAMP PARKWOOD				
	Camp Parkwood- Director	50,000	48,000	42,500	50,000
	Camp Parkwood- Counselor	425,000	425,000	333,455	118,322
	Camp Parkwood- Sailing	5,500	5,500		
	Camp Parkwood- Tennis	5,500	5,500	4,950	
	Camp Parkwood- Swim Program			21,125	
	TOTAL CAMP PARKWOOD	486,000	484,000	402,029	168,322
7180	POOL				
	Cashiers & Gate Attendants	75,500	65,000	74,813	56,444
	Winter Swim Lessons	12,000	12,000	2,874	8,199
	Winter Swim - General Lifeguard/ Lap Swin	2,500	2,000	945	-
	Winter Swim Team- Lifeguards	7,500	4,500	1,205	-
	Summer Private Swim	15,000	10,000	17,292	3,173
	Aquatic Director	34,500	30,000	32,607	32,657
	Lieutenant Lifeguards	45,000	30,000	37,635	12,895
	Lifeguards	206,000	170,000	187,373	120,133
	EMT	5,000	10,000	4,242	1,689
	Steppingstone Pool	20,000	20,000	22,002	8,258
	Pool Maintenance	42,500	35,000	47,582	51,781
	Winter Swimming Instructors	25,000	20,000	3,231	10,367
	Summer Swimming Instructors	3,500	3,500		-
	Water Exercise Lessons	7,000	6,000	7,312	3,458
	Summer Group Swim Lessons	4,500	3,500	4,296	48
	Recreation Specialists	56,288	54,745	35,474	34,769
	Park Laborers	131,749	130,685	123,419	123,419
	Seasonal Attendants	81,500	70,000	74,353	72,455
	Watchmen	37,500	28,000	35,160	41,345
	TOTAL POOL	812,537	704,930	711,815	581,090
7230	MARINA & DOCK				
	Administrative:				
	Dockmaster	102,919	99,895	98,699	95,863
	Marina Operations:				
	Launch Operators	42,000	38,000	31,929	12,945
	Launch Operators In Training	5,000	5,000		-
	Marina Services	42,000	35,000	28,288	-
	Seasonal Maintenance		-		
	Sailing Program:				
	Director		-		-
	Instructors		-		-
	Night Maintenance		-	35,460	32,797
	Gate Keepers	10,000	-		-
	Maintenance:				
	Park Laborers	171,788	167,674	162,911	158,876
	TOTAL MARINA & DOCK	373,707	345,569	357,287	300,481

	Town of North Hempstead				
	Commissioner Operated Special Districts	**Tentative Budget 2023**	**Adopted Budget 2022**	**Actual 2021**	**Actual 2020**
	SALARY SCHEDULE - Continued				
7265	**SKATING RINK**				
	Administrative:				
	Rec Program Specialist	94,044	89,580	88,588	89,580
	Facilities Manager				
	Cashiers		-		-
	SeaSal- Cashier	40,000	38,000	67,007	38,000
	Clerical	2,000	3,000	1,987	3,000
	Skate Sharpener	9,000	9,000	926	9,000
	Rink Manager	60,000	47,250	47,219	47,250
	Rink Cleaning Staff	60,766	45,000	36,128	45,000
	Rink Guards/Hockey		-		-
	Hockey Coaches	97,500	40,000	49,027	40,000
	Hockey House League Staff	11,000	11,000	6,375	11,000
	Hockey Clinic Instructors		-		-
	Hockey EMTs				
	Rink Director				
	Skate School:				
	Skate School Camp				
	Director	35,000	35,000	31,881	35,000
	Skate Rental	25,000	25,000	10,314	25,000
	Skate Guards	25,200	18,600	18,676	18,600
	Show Crew Staff		-	2,000	-
	Playscape		-		-
	Maintenance:				
	Seasonal Attendants				
	Park Laborers	201,091	199,601	179,407	199,601
	Rink Maintenance	52,000	52,000	41,478	52,000
	Watchmen				
	Night Manager		-		-
	Outdoor Rink:				
	TOTAL SKATING RINK	993,901	830,231	782,255	830,231
7280	OUTDOOR TENNIS				
	Court Operations:				
	Laborer				
	Seasonal Attendants				
	SeaSal- Attendants- Allenwood	18,000	20,000		-
	SeaSal- Attendants- Kings Point	23,000	20,000	12,390	16,504
	SeaSal- Attendants- Memorial Field	10,000	20,000	8,946	7,225
	TOTAL OUTDOOR TENNIS	51,000	60,000	21,336	23,729
7281	INDOOR TENNIS				
	Administrative:				
	Facility Manager				
	Clerical	110,000	120,000	129,923	87,493
	Recreational Aides (New)	130,609	120,667	119,250	117,723
	Indoor Tennis School:				
	Director		-		
	Instructors	557,650	458,869	461,908	265,640
	Maintenance:		-		
	Park Laborer / Seasonal	54,528	54,475	52,560	44,216
	SeaSal- Night Manager & Maintenance		-		
	SeaSal- Tennis Center Maintenance	60,000	72,000	57,793	57,386
	Payroll Charge to Capital Fund				
	TOTAL INDOOR TENNIS	912,787	826,011	821,433	572,458
	SALARY SUMMARY				
5650	Off Street Parking	35,000	35,000	35,608	34,204
7020	Recreation Administration	1,406,667	1,449,372	1,286,236	1,195,429
7110	Parks	3,383,216	3,415,248	2,908,627	2,598,259
7140	Great Neck House	355,517	378,148	190,199	236,624
7145	Recreation Programs	386,270	353,724	282,230	251,081
7146	Camp Parkwood	486,000	484,000	402,029	168,322
7180	Pool	812,537	704,930	711,815	581,088
7230	Marina & Dock	373,707	345,569	357,287	300,480
7265	Skating Rink	993,901	830,231	782,255	628,923
7280	Outdoor Tennis	51,000	60,000	21,336	23,729
7281	Indoor Tennis	912,787	826,011	821,433	572,458
	TOTAL SALARIES	9,196,602	8,882,233	7,799,057	6,590,597

Town of North Hempstead					
	Commissioner Operated Special Districts	**Tentative Budget 2023**	**Adopted Budget 2022**	**Actual 2021**	**Actual 2020**
SP362	**MANHASSET PARK DISTRICT**				
	5650 - OFF STREET PARKING				
100	PERSONAL SERVICES				
	Parking Meter Serviceman (1)	66,675	61,500	59,708	57,592
	Commissioner\ Fees (3)	36,000	36,000	30,920	34,660
	Laborer (3)	198,360	186,000	180,422	169,215
	Labor Supervisor (1)	100,700	95,000	92,965	88,927
	Secretary (1)	83,000	79,000	76,363	74,525
	Clerical (1)	-		-	-
	Code Enforcement (1)	70,800	66,500	64,629	62,293
	Summer Help (2)	-	-	-	-
	Overtime	60,000	30,000	4,887	45,777
	Bank Buy Outs	10,000	10,000	9,185	6,554
	Subtotal	625,535	564,000	519,079	539,543
	EQUIPMENT/CAPITAL OUTLAY				
225	Operating Equipment	3,600	3,000	6,506	-
245	Meters	3,600	2,500	2,052	2,052
	Subtotal	7,200	5,500	8,558	2,052
300	Capital Improvements	104,164	20,000	3,230	2,281
	Subtotal	104,164	20,000	3,230	2,281
	EXPENSES				
401	Stationery & Printing	20,000	12,000	2,497	3,045
404	Office Supplies & Expenses	4,000	5,000	2,481	4,246
405	Dues & Subscriptions	800	800	704	864
406	Service Charge	30,000	10,000	14,585	4,539
419	Telephone & Communications	6,000	7,000	5,981	6,337
420	Electricity	35,000	30,000	27,697	28,205
421	Water	150	150	105	113
422	Natural Gas	1,200	1,000	951	838
425	Security Expenses	700	700	487	286
431	Rent - Town of NH	1,000	1,000	-	-
440	Postage/Other Operating Expenses	120	200	259	55
441	Legal Notices	700	700	1,057	690
445	Conferences, Meetings, Schools	250	250	-	-
446	Public Information & Education	250	250	-	-
447	Election Expenses	900	900	725	300
451	Engineering	2,500	2,500	-	-
452	Auditing	31,000	30,000	27,020	26,898
454	Legal	35,000	35,000	30,490	38,430
458	Other Professional Services	20,000	20,000	19,184	22,043
	Contingency	5,000	5,000	-	-
	Rent - Verizon	5,000	5,000	-	5,670
	Rent - MTA	151	151	-	-
466	Uniforms & Laundry	6,000	6,364	3,920	2,196
474	TOOLS, PARTS & SUPPLIES				
	Plant & Grounds	2,000	3,500	1,220	16,853
	Operating Equipment	6,500	5,000	4,058	5,197
475	REPAIRS & MAINTENANCE				
	Operating Equipment	3,000	4,300	-	1,614
	Plants & Grounds	1,250	1,250	-	1,250
	Meters	3,500	3,500	1,494	984
	Other	2,000	2,000	-	1,903
476	Sanitation	5,000	5,000	3,760	4,333
477	Light Fixtures	150	155	123	-
480	Truck Expenses	12,000	10,000	9,820	5,669
489	Special Events	250	250	-	-
493	Contractual Services	500	500	-	-
	Snow Removal	5,000	5,000	1,760	457
497	Other Operating Expenses	3,500	2,500	3,316	3,329
	Subtotal	250,371	216,920	163,694	186,344
	TOTAL OFF STREET PARKING	987,270	806,420	694,561	730,220

	Town of North Hempstead				
	Commissioner Operated Special Districts	**Tentative Budget 2023**	**Adopted Budget 2022**	**Actual 2021**	**Actual 2020**
SP362	***MANHASSET PARK DISTRICT (cont.)***				
	7110 - PARK EXPENSES				
421	Water	1,000	1,000	1,173	910
475	Repairs & Maintenance	2,000	3,000	-	-
489	Special Events	250	250	-	-
491	Recreational Supplies	250	250	-	-
	Contractual Services	500	1,000	-	-
	Subtotal	4,000	5,500	1,173	910
400	1910 - Unallocated Insurance	48,500	46,000	44,069	43,551
800	9010 - State Retirement	87,000	87,000	82,418	88,486
800	9030 - Social Security	42,000	42,000	39,092	40,559
800	9040- Workers' Compensation	16,000	17,000	16,220	20,328
800	9060 - Hospital & Medical Insurance	440,000	450,000	421,191	400,712
	Subtotal	633,500	642,000	602,990	593,636
900	***9501 - INTERFUND TRANSFER***				
	Administrative Fee	100	100	87	97
	Subtotal	100	100	87	97
	TOTAL BUDGETED/ACTUAL EXPENSES	1,624,870	1,454,020	1,298,811	1,324,863
	REVENUE				
1720	Parking Fees	700,000	550,000	473,109	277,379
2401	Interest Earnings	500	500	489	787
2410	Rental Income	8,400	9,000	22,050	2,800
2610	Fines	60,000	60,000	36,844	27,134
1081	LIPA PILOT	20,970	20,970	20,561	23,984
	Miscellaneous	-	-	936	3,705
	TOTAL ESTIMATED/ACTUAL REVENUE	789,870	640,470	553,989	335,789

Town of North Hempstead				
Commissioner Operated Special Districts	**Tentative Budget 2023**	**Adopted Budget 2022**	**Actual 2021**	**Actual 2020**
SP362 ***MANHASSET PARK DISTRICT (cont.)***				
SUMMARY				
TOTAL BUDGETED/ACTUAL EXPENDITURES	1,624,870	1,454,020	1,298,811	1,324,863
FUND BALANCE AT END OF PERIOD			606,864	562,981
	1,624,870	1,454,020	1,905,675	1,887,844
TOTAL ESTIMATED/ACTUAL REVENUE	789,870	640,470	553,989	335,789
APPROPRIATED FUND BALANCES				
ACTUAL FUND BALANCE AT BEGINNING OF PERIOD			562,981	724,760
RAISED BY TAXATION			788,705	765,382
AMOUNT TO BE RAISED BY TAXATION	813,550	790,172		
	1,603,420	1,430,642	1,905,675	1,825,931
TAX LEVY				
TAXABLE VALUATION				
CLASS I - RESIDENTIAL PROPERTIES		5,283,762	4,936,398	10,813,269
Tax rate Per 100		10.558	10.984	4.859
Tax Levy		557,850	542,215	525,391
CLASS II - RESIDENTIAL PROPERTIES		53,894	49,069	44,938
Tax rate Per 100		2.235	2.389	2.528
Tax Levy		1,204	1,172	1,136
CLASS III - UTILITY PROPERTIES		344,966	312,111	265,069
Tax rate Per 100		4.127	4.249	4.847
Tax Levy		14,236	13,260	12,849
CLASS IV - ALL OTHER PROPERTIES		5,137,265	4,790,257	4,463,802
Tax rate Per 100		4.677	4.875	5.069
Tax Levy		240,260	233,525	226,279
TOTAL TAXABLE VALUATION		10,819,887	10,087,835	15,587,078
TAX LEVY		813,550	790,172	765,655

** Note 2021 tax split varies from adopted budget due to changes made by the county after adoption*

	Town of North Hempstead				
	Commissioner Operated Special Districts	**Tentative Budget 2023**	**Adopted Budget 2022**	**Actual 2021**	**Actual 2020**
SM371	***PORT WASHINGTON POLICE DISTRICT***				
100	**5120 - POLICE & CONSTABLES**				
	Wages	12,798,105	12,480,407	12,096,353	11,493,478
	TOTAL PERSONAL SERVICES	12,798,105	12,480,407	12,096,353	11,493,478
	Commissioner Fees	54,000	54,000	54,000	54,000
	Subtotal	12,852,105	12,534,407	12,150,353	11,547,478
	EQUIPMENT & CAPITAL OUTLAY				
210	Office Equipment	100,000	103,000	3,191	9,390
225	Operating Equipment	375,000	310,000	366,006	373,550
	Subtotal	475,000	413,000	369,197	382,940
	EXPENSES				
401	Stationery & Printing	6,000	5,000	6,830	3,412
403	Books, Publication, etc.	1,500	1,500	199	117
404	Office Supplies & Expenses	17,000	17,000	14,429	21,846
405	Data Processing	260,000	246,000	253,294	254,297
410	Publicity	15,000	15,000	18,177	-
419	Telephone & Communications	70,000	67,000	75,922	63,698
420	Electricity	46,000	45,000	41,529	30,877
421	Water	600	500	842	487
426	Insurance, Fire & Liability	275,000	240,000	190,558	179,174
445	Conferences, Meetings, etc.	20,000	20,000	38,429	16,557
	Educational Training	40,000	40,000	-	3,456
447	Election Expenses	4,000	4,000	4,546	1,617
452	Accounting - Contractual	23,500	23,000	11,000	19,350
451	Accounting - Extra	7,000	7,000	-	-
453	Auditing	25,500	25,000	24,500	23,600
	Actuary	8,000	8,000	7,250	-
454	Legal	36,000	35,500	27,946	35,582
454A	Legal - Contractual	44,500	44,000	42,784	44,722
454B	Legal - Building	44,500	45,000	5,525	-
454.1B	Building Project	170,000	170,000	19,250	821,360
455	Medical - Contractual	25,000	25,000	2,100	8,397
456	Medical Reimbursements - Self Insured	10,000	10,000	8,557	-
456A	PBA Welfare Fund	130,325	130,325	126,482	122,639
459	Labor Management	41,000	40,500	41,443	48,008
466	Uniforms & Maintenance	143,700	138,825	138,011	111,960
467	Gas, Oil, etc.	110,000	85,000	72,809	41,232
	Professional Services-non contractual	40,000	40,000	5,082	-
474	Patrol Supplies and Ammunition	128,000	100,200	78,871	84,478
	Investigational Fees	10,000	10,000	4,294	7,676
475	REPAIRS & MAINTENANCE				
	Operating Equipment	123,063	85,000	119,918	63,911
	Plant & Grounds	52,281	49,000	33,231	45,087
	Office Equipment	7,000	7,000	4,726	4,367
441	Legal Notices	2,000	2,000	1,118	2,535
499	Miscellaneous	5,000	5,000	16,542	11,217
	Educational Training Cost	4,000	4,000		2,736
	Subtotal	1,945,469	1,790,350	1,436,194	2,074,395
	TOTAL POLICE & CONSTABLES	15,272,574	14,737,757	13,955,744	14,004,813

	Commissioner Operated Special Districts	Tentative Budget 2023	Adopted Budget 2022	Actual 2021	Actual 2020
SM371	***PORT WASHINGTON POLICE DISTRICT (cont.)***				
400	1950 - Taxes & Assessments	42,909	22,772	4,164	17,374
800	9015 - Police & Civilian Retirement	3,070,555	3,372,122	3,025,794	2,672,178
800	9030 - Social Security	850,000	960,000	754,850	730,649
	9035 - MTA Tax	48,000	48,000	43,228	42,286
800	9040- Workers' Compensation	560,000	550,000	481,817	483,231
800	9050 - Unemployment Insurance	25,000	25,000	-	23,838
800	9055 - Disability Insurance (Civilians)	2,280	2,000	1,044	538
	90898 - Dental/Vision (Civilians)	38,000	38,000	35,331	33,786
800	9060 - Hospital & Medical Insurance	3,900,000	3,900,000	3,390,683	3,337,418
	Subtotal	8,536,744	8,917,894	7,736,911	7,341,298
	SPECIAL ITEMS				
1992	Provisions for Future Retirements	1,250,000	1,246,757	664,087	947,699
	Subtotal	1,250,000	1,246,757	664,087	947,699
	9501 - INTERFUND TRANSFER				
902	Serial Bonds - Principal		-		-
	Serial Bonds - Interest		-		-
	Installment Purchase Debt - Principal	15,000	-	14,928	14,217
	Installment Purchase Debt - Interest	1,550	-	1,530	2,241
	Subtotal	16,550	-	16,458	16,458
	TOTAL BUDGETED/ACTUAL EXPENSES	25,075,868	24,902,408	22,373,201	22,310,268
	REVENUE				
1520	Police Fees (accident reports)	6,000	6,000	5,174	5,658
	NYS GRANT			52,729	
	Rental Income	87,086	84,546	95,080	87,931
	Sale of operating equipment	5,000	5,000	846,886	6,001
2401	Interest Earnings on General Fund	70,000	70,000	43,664	42,565
2770	Other Unclassified	110,000	105,000	2,177	403,247
	TOTAL ESTIMATED/ACTUAL REVENUE	278,086	270,546	1,045,710	545,402

Commissioner Operated Special Districts	Tentative Budget 2023	Adopted Budget 2022	Actual 2021	Actual 2020
SM371 ***PORT WASHINGTON POLICE DISTRICT (cont.)***				
SUMMARY				
TOTAL BUDGETED/ACTUAL EXPENSES	25,075,868	24,902,408	22,373,201	22,310,268
ACTUAL FUND BALANCES AT END OF PERIOD *			16,196,273	13,526,342
	25,075,868	24,902,408	38,569,474	35,836,610
TOTAL ESTIMATED/ACTUAL REVENUE	278,086	270,546	1,045,710	545,402
PRIOR YEAR EXCESS TAX LEVY (LIPA PILOT W/INTEREST)	-	-		
ACTUAL FUND BALANCES AT BEGINNING OF PERIOD *			13,526,342	11,734,625
TRANSFER CAPITAL PROJECT TO OFFSET BUDGET				
PAYMENT IN LIEU OF TAXES	1,487,536	1,959,717	1,946,601	1,889,521
RAISED BY TAXATION			22,050,821	21,667,062
AMOUNT TO BE RAISED BY TAXATION	23,310,246	22,672,145		
	25,075,868	24,902,408	38,569,474	35,836,610
* Excludes Asset Forfeiture Fund				
TAX LEVY				
TAXABLE VALUATION				
CLASS I - RESIDENTIAL PROPERTIES	4,228,586	3,789,574	3,367,860	7,371,720
Tax rate Per 100	305.865	368.534	333.755	178.2470
Tax Levy	12,933,783	13,965,869	11,240,401	13,139,870
CLASS II - RESIDENTIAL PROPERTIES	1,426,300	1,354,196	1,226,384	1,096,387
Tax rate Per 100	79.038	70.616	100.076	82.240
Tax Levy	1,127,325	956,279	1,227,316	901,669
CLASS III - UTILITY PROPERTIES	441,538	364,940	317,571	267,510
Tax rate Per 100	149.749	128.470	163.909	151.915
Tax Levy	661,201	468,838	520,527	406,388
CLASS IV - ALL OTHER PROPERTIES	3,584,247	3,377,584	3,257,730	3,007,888
Tax rate Per 100	239.603	215.573	297.259	240.008
Tax Levy	8,587,974	7,281,159	9,683,896	7,219,172
TOTAL TAXABLE VALUATION	9,680,671	8,886,294	8,169,545	11,743,505
TAX LEVY	23,310,283	22,672,145	22,672,140	21,667,098

Commissioner Operated Special Districts	Tentative Budget 2023	Adopted Budget 2022	Actual 2021	Actual 2020

SM371 ***PORT WASHINGTON POLICE DISTRICT (cont.)***

SUMMARY OF SALARIES- BUDGET				
Chief of Police (1)	272,160	273,424	259,609	252,644
Asst & Deputy Chiefs (2)	509,119	510,593	487,111	469,532
Lieutenants (5)	1,117,705	1,090,735	1,037,257	829,912
Detective Sergeant (1)	209,498		17,028	198,711
Sergeants (9)	1,765,811	1,528,468	1,541,302	1,492,397
Detective - 1st Year (0)		-		119,975
Detective - 2nd Year (0)		169,136	121,340	72,010
Detective - 3rd Year (6)	1,079,707	887,800	1,093,097	991,458
Police Officers-1st grade,(Longevity) (15)	2,217,202	2,953,710	2,476,065	2,411,528
Police Officers-2nd grade (3)	363,141	132,080	236,242	354,403
Police Officers 3rd grade (2)	217,962	211,852	115,973	192,537
Police Officers - 4th grade (2)	194,453	284,472	275,583	151,839
Police Officers - 5th grade (5)	424,250	247,162	214,342	224,573
Police Officers - 6th grade (2)	157,632	306,008	205,249	193,424
Police Officers - 7th grade (5)	361,970	141,234	206,688	184,123
Police Officers - 8th grade (3)	289,674	323,665	199,988	227,592
Police Officers - New hire (3)	175,971	114,435	266,986	182,720
Night Differential	420,000	412,375	404,972	369,405
Treasurer (1)	94,556	92,500	92,769	110,751
Information Technology Specialist 1 (1)	117,857	114,007	118,340	115,661
Account Clerk (1)	50,000	50,000		
Secretary to Commissioners (1)	121,809	118,839	114,134	110,139
School Crossing Guards (13)	410,000	405,000	374,446	346,776
Parking Meter Attendant (1)	48,166	46,991	45,887	45,929
Police Dispatchers (3)	275,424	251,146	272,398	281,272
Maintenance (1)	63,038	61,500	67,470	58,085
Overtime	1,020,000	1,003,275	1,009,973	779,967
Vacation Pay	160,000	125,000	146,544	182,913
Accumulated	50,000	50,000		
Holiday Pay	611,000	575,000	596,788	543,202
TOTAL SALARIES	12,798,105	12,480,407	12,096,353	11,493,478

** Note 2021 tax split varies from adopted budget due to changes made by the county after adoption*

	Town of North Hempstead				
	Commissioner Operated Special Districts	**Tentative Budget 2023**	**Adopted Budget 2022**	**Actual 2021**	**Actual 2020**
SS381	***BELGRAVE WATER POLLUTION CONTROL DISTRICT***				
	8110-00 - SEWER ADMINISTRATION				
100	PERSONAL SERVICES-See Details	276,661	266,038	255,922	255,541
	Commissioners Fees	60,000	60,000	33,600	33,500
	Subtotal	336,661	326,038	289,522	289,041
210	Office Equipment	5,000	5,000	2,353	4,676
	EXPENSES				
404	Office Supplies & Expenses	5,000	5,000	4,995	4,892
419	Telephone	6,000	6,000	3,953	3,118
425	Bonds, Commissioners, Treasurers	1,000	1,000	-	-
440	Assessment Rolls	1,000	1,000	-	-
441	Legal Notices	1,000	1,000	414	246
445	Conferences, Meetings, etc.	12,000	12,000	2,020	2,253
447	Election Expenses	1,000	1,000	379	260
440	Assessment Rolls	-	-	-	-
451	Engineering	75,000	75,000	25,256	-
452	Auditing	26,000	26,000	24,076	23,950
454	Legal	50,000	50,000	16,740	26,314
458	Other Professional Services	20,000	20,000	9,700	2,425
497	Other Operating Expenses	3,000	3,000	1,744	1,288
1950	Administrative Charge	15,707	18,147	17,476	16,462
	Subtotal	216,707	219,147	106,754	81,208
	TOTAL SEWER ADMINISTRATION	558,368	550,185	398,630	374,925
	8120-00 - SANITARY SEWERS				
100	PERSONAL SERVICES-See Details		-	14,520	12,080
	EXPENSES				
467	Gas, Oil, etc.	1,000	1,000		-
475	REPAIRS & MAINTENANCE				
	Truck Lines & Laterals	50,000	50,000		-
	Subtotal	51,000	51,000	-	-
	TOTAL SANITARY SEWERS	51,000	51,000	14,520	12,080
	8130-SEWAGE TREATMENT & DISPOSAL				
100	PERSONAL SERVICES-See Details	720,659	718,262	645,071	638,752
225	Operating Equipment	50,000	50,000	-	77,450
	EXPENSES				
420	Electricity	190,000	190,000	174,996	150,496
421	Water	14,000	14,000	1,345	1,097
422	Heating	70,000	70,000	44,938	49,058
451	Engineering	-		-	20,088
466	Uniforms	10,000	10,000	8,604	7,640
467	Gas, Oil, etc.	30,000	30,000	14,204	12,991
468	Chemicals & Testing	150,000	150,000	118,497	81,740
474	TOOLS, PARTS & SUPPLIES				
	Plant & Grounds	25,000	25,000	10,380	18,986
475	REPAIRS & MAINTENANCE				
	Operating Equipment	200,000	180,000	6,067	252,246
483	Sludge Disposal	80,000	80,000	86,050	48,837
492	Improvements	10,000	10,000	-	5,123.00
493	Permit Fees	11,000	11,000	9,256	9,095
	Subtotal	790,000	770,000	474,336	657,397
	TOTAL SEWAGE TREATMENT & DISPOSAL	1,560,659	1,538,262	1,119,407	1,373,599

	Town of North Hempstead				
	Commissioner Operated Special Districts	**Tentative Budget 2023**	**Adopted Budget 2022**	**Actual 2021**	**Actual 2020**
SS381	***BELGRAVE WATER POLLUTION CONTROL DISTRICT (cont.)***				
400	9910-00 Unallocated Insurance	88,000	88,000	78,607	74,820
400	9950-00 Taxes & Assessments	200,000	200,000	157,003	156,663
800	9010-00 State Retirement	130,000	150,000	137,819	114,713
800	9030-00 - Social Security	80,885	90,332	72,149	68,787
800	9040-00 - Workers' Compensation	36,000	36,000	30,231	31,625
800	9055-00 - Disability Insurance	5,000	5,000	4,380	4,709
800	9060-00 - Hospital & Medical Insurance	450,000	400,000	317,400	347,675
	Subtotal	989,885	969,332	797,589	798,992
900	9562-00 - INTERFUND TRANSFER				
	Capital Reserve Fund	1,000	1,000	350,000	349,000
	9710 - SERIAL BONDS				
600	Principal	544,707	607,588	623,847	539,816
700	Interest	90,792	104,221	119,777	184,865
800	EFC Administrative Charge	31,940	6,467	1,596	7,209
	EFC Principal	410,053	147,240		-
	EFC Interest	122,433	280,000		-
	Offset to Debt		(3,541)		-
	Subtotal	1,199,925	1,141,975	745,220	731,890
	Subtotal Other Expenses	2,190,810	2,112,307	1,892,809	1,879,882
	TOTAL BUDGETED/ACTUAL EXPENSES	4,360,837	4,251,754	3,425,366	3,640,486
	REVENUE				
2122	Sewer Charges	17,526	17,526	20,708	14,109
2374	Sewer Services for Other Govt's	939,478	939,478	844,850	867,312
2401	Interest	15,000	17,000	3,382	10,056
2770	Other Unclassified Revenue	4,000	4,000		2,400
	TOTAL ESTIMATED/ACTUAL REVENUE	976,004	978,004	868,940	893,877

Commissioner Operated Special Districts	Tentative Budget 2023	Adopted Budget 2022	Actual 2021	Actual 2020
SS381 ***BELGRAVE WATER POLLUTION CONTROL DISTRICT (cont.)***				
SUMMARY				
TOTAL BUDGETED/ACTUAL EXPENDITURES	4,360,837	4,251,754	3,425,366	3,640,486
ACTUAL FUND BALANCES AT END OF PERIOD			2,746,069	2,540,281
	4,360,837	4,251,754	6,171,435	6,180,767
TOTAL ESTIMATED/ACTUAL REVENUE	976,004	978,004	868,940	893,877
APPROPRIATED FUND BALANCES	460,049	462,280		
ACTUAL FUND BALANCES AT BEGINNING OF PERIOD			2,540,281	2,580,452
RAISED BY TAXATION			2,762,214	2,706,438
AMOUNT TO BE RAISED BY TAXATION	2,924,784	2,811,470		
	4,360,837	4,251,754	6,171,435	6,180,767
TAX LEVY				
TOTAL TAXABLE VALUATION				
TAX LEVY	2,924,784	2,811,470	2,762,214	2,706,438
SALARY SCHEDULE				
Commissioners Fees (3)	60,000	60,000	33,600	33,500
Administrative				
Superintendent (1)	151,036	145,278	139,817	139,651
Business Mgr (1)	125,625	120,760	116,106	115,890
Laborers				
Sewage Plant Operators (4)	380,173	443,838	442,746	443,284
Sewage Plant Attendants (3)	200,486	134,424	132,291	119,497
Overtime/Seasonal	100,000	100,000	84,553	88,050
Sick & Vacation Time Payout	30,000	30,000		-
Grade Raises	10,000	10,000		-
TOTAL SALARIES	1,057,320	1,044,300	949,113	939,872
SUMMARY				
Commissioners Fees	60,000	60,000	33,600	33,500
Sewer Administration	276,661	266,038	255,923	255,541
Sewage Treatment & Disposal	720,659	718,262	659,590	650,831
TOTAL SALARIES	1,057,320	1,044,300	949,113	939,872

	Commissioner Operated Special Districts	Tentative Budget 2023	Adopted Budget 2022	Actual 2021	Actual 2020
SS382	***GREAT NECK WATER POLLUTION CONTROL DISTRICT***				
	8110-00 - SEWER ADMINISTRATION				
100	Commissioners Fees	50,000	50,000	45,200	43,300
100	Personal Services	635,000	475,000	431,399	424,582
	Subtotal	685,000	525,000	476,599	467,882
210	Office Equipment	40,000	40,000	60,310	37,164
	EXPENSES				
402	Postage	8,500	10,000	5,918	8,145
404	Office Supplies & Expenses	30,000	30,000	25,672	27,106
419	Telephone	9,000	9,000	8,761	8,055
422	Heating	8,700	5,000	3,953	3,531
430	SPDES	8,000	8,000	8,000	8,000
440	Assessment Rolls	4,500	4,500	4,000	4,000
447	Election Expense	5,000	5,000	4,156	4,683
452	Auditing	27,000	27,000	24,950	24,950
454	Legal	125,000	125,000	72,684	78,318
458	Other Professional Services	175,000	175,000	150,724	153,177
493	Contractual Services	105,000	105,000	101,769	85,759
498	Training	6,000	6,000	4,400	1,672
	Subtotal	511,700	509,500	414,987	407,396
	TOTAL SEWER ADMINISTRATION	1,236,700	1,074,500	951,896	912,442
	8120-00 - SANITARY SEWERS				
100	PERSONAL SERVICES	735,000	785,000	709,897	644,914
225	Operating Equipment	500,000	490,000	1,099	422,270
	EXPENSES				
419	Telephone	7,700	7,000	6,260	5,305
420	Electricity	300,000	200,000	192,789	172,439
421	Water	5,000	6,500	7,020	3,751
451	Engineering	200,000	200,000	168,796	186,080
466	Uniforms & Laundry	10,000	10,000	3,914	10,672
467	Gas, Oil, etc.	45,000	30,000	16,727	14,254
	Trunk Lines & Laterals	300,000	300,000	243,416	280,895
	Plant and Grounds	200,000	200,000	223,481	313,952
475	REPAIRS & MAINTENANCE				
	Operating Equipment	340,000	340,000	192,948	319,644
	Plant & Grounds	50,000	50,000	23,781	32,614
	Trunk Lines & Laterals	250,000	250,000	240,985	590,173
	Alarm System	25,000	25,000	24,674	23,715
498	Training	30,000	30,000	11,272	11,353
	Subtotal	1,762,700	1,648,500	1,356,063	1,964,847
	TOTAL SANITARY SEWERS	2,997,700	2,923,500	2,067,059	3,032,031

	Commissioner Operated Special Districts	Tentative Budget 2023	Adopted Budget 2022	Actual 2021	Actual 2020
SS382	***GREAT NECK WATER POLLUTION CONTROL DISTRICT (cont.)***				
	8130-00 -SEWAGE TREATMENT & DISPOSAL				
100	PERSONAL SERVICES	675,000	640,000	651,041	626,860
225	Operating Equipment	40,000	40,000	54,562	14,259
	EXPENSES				
419	Telephone	4,500	4,500	4,021	3,727
420	Electricity	600,000	400,000	387,269	280,889
421	Water	5,000	3,000	2,204	2,072
422	Heating	30,000	20,000	12,445	7,702
451	Engineering	200,000	200,000	89,411	145,506
466	Uniforms & Laundry	10,000	10,000	3,667	10,283
467	Gas, Oil, etc.	250,000	100,000	102,186	91,240
468	Chemicals & Testing	130,000	85,000	83,476	73,908
469	Lab Testing & Supplies	100,000	100,000	57,042	61,352
473	Installation, Reconst. Replacement-Plant & Gro	350,000	350,000	2,807,863	232,941
475	REPAIRS & MAINTENANCE				
	Operating Equipment	350,000	350,000	374,730	318,872
	Plant & Grounds	100,000	100,000	133,224	100,598
483	Treatment & Disposal of Sewage & Sludge	450,000	350,000	277,252	280,608
498	Training	25,000	25,000	13,921	11,185
	Subtotal	2,604,500	2,097,500	4,348,711	1,620,883
	TOTAL SEWAGE TREATMENT & DISPOSAL	3,319,500	2,777,500	5,054,314	2,262,002
	SPECIAL ITEMS				
400	1910-Unallocated Insurance	325,000	290,000	264,448	259,349
460	1910-Judgments & Claims		-		2,358
	Subtotal	325,000	290,000	264,448	259,349
	BENEFITS & DEBT SERVICE				
800	9010 - State Retirement	220,000	200,000	225,903	184,366
800	9030 - Social Security	145,567	137,500	130,109	123,579
800	9040 - Workers' Compensation	55,000	60,000	55,848	56,067
800	9050 - NYS Unemployment Insurance		-		17,807
800	9055 - Disability	7,000	7,000	5,496	5,432
800	9060 - Hospital & Medical Insurance	690,000	560,000	464,643	444,258
	Subtotal	1,117,567	964,500	881,999	831,509
900	9550 Transfer, Capital Projects Fund	-	-	-	242,793
	DEBT SERVICE				
	9710 - Serial Bonds				
600	Principal	2,543,941	2,502,704	2,474,206	2,011,447
700	Interest	1,657,839	1,715,784	1,753,759	1,189,321
	Premiums on Obligations		-		(355,240)
	Capital Interest Applied from Debt Service Fund		-		(100,000)
	9901 - Fiscal Agent Fees	1,000	1,000	-	324
	Administration Charges (NYSEFC)	96,374	100,374	104,336	108,274
	Administration Charges (TNH)	48,762	44,167	42,956	40,786
	Subtotal	4,347,916	4,364,029	4,375,257	2,894,912
	TOTAL BUDGETED/ACTUAL EXPENSES	13,344,383	12,394,029	13,594,973	10,435,038

	Commissioner Operated Special Districts	Tentative Budget 2023	Adopted Budget 2022	Actual 2021	Actual 2020
SS382	***GREAT NECK WATER POLLUTION CONTROL DISTRICT (cont.)***				
	REVENUE				
1081	Payment in Lieu of Taxes - LIPA	288,099	288,099	265,558	376,257
2120	Sewer Rents	4,065,648	3,519,716	3,351,978	3,173,656
2401	Interest Earnings	15,000	5,000	4,887	19,888
2665	Sale of Equipment	90,000	-	166,120	100,207
2770	Other Unclassified Revenue	275,000	459,264	452,388	294,091
2680	Insurance Recoveries		-	17,807	192,978
3089	Grants		119,500		-
5031	Interfund Transfer		-	614,961	-
	TOTAL ESTIMATED/ACTUAL REVENUE	4,733,747	4,391,579	4,873,699	4,157,077
	SUMMARY				
	TOTAL BUDGETED/ACTUAL EXPENSES	13,344,383	12,394,029	13,594,973	10,435,038
	ACTUAL FUND BALANCES AT END OF PERIOD			2,648,910	4,432,554
		13,344,383	12,394,029	16,243,883	14,867,592
	TOTAL ESTIMATED/ACTUAL REVENUE	4,733,747	4,391,579	4,873,699	4,157,077
	APPROPRIATED FUND BALANCES	-	-	891,822	-
	ACTUAL FUND BALANCES AT BEGINNING OF PERIOD			4,432,554	3,627,707
	RAISED BY TAXATION			7,829,452	6,842,373
	AMOUNT TO BE RAISED BY TAXATION	8,610,636	8,002,450		
		13,344,383	12,394,029	18,027,527	14,627,157

(1) Village of Great Neck to pay a proportionate share of debt for the current upgrade of the District's treatment plant

TAX LEVY				
TAXABLE VALUATION				
CLASS I - RESIDENTIAL PROPERTIES	5,391,896	5,442,157	5,479,020	7,549,114
Tax Levy	4,171,645	3,876,994	3,865,640	3,034,471
CLASS II - RESIDENTIAL PROPERTIES	4,902,016	5,148,044	5,044,609	3,179,023
Tax Levy	1,278,566	1,188,258	1,166,527	1,073,349
CLASS III - UTILITY PROPERTIES	1,380,345	1,317,551	1,307,209	473,341
Tax Levy	239,702	222,771	178,149	240,163
CLASS IV - ALL OTHER PROPERTIES	11,437,855	11,766,543	11,474,277	9,993,533
Tax Levy	2,920,723	2,714,427	2,619,135	2,494,390
TOTAL TAXABLE VALUATION	23,112,112	23,674,295	23,305,115	21,195,011
TOTAL TAX LEVY (a)	8,610,636	8,002,450	7,829,451	6,842,373

Commissioner Operated Special Districts	Tentative Budget 2023	Adopted Budget 2022	Actual 2021	Actual 2020
SS382 ***GREAT NECK WATER POLLUTION CONTROL DISTRICT (cont.)***				
SALARY SCHEDULE				
Superintendent	231,337	216,300	209,670	197,707
Business Manager	196,330	183,500	177,942	172,774
Administration Staff	281,765	166,200	137,166	157,038
Sewage Plant Supervisor	124,800	-	25,272	35,016
Sewage Plant Operators	291,100	359,000	333,605	314,024
Sewage Plant Attendants	199,700	181,300	189,041	132,040
Sewer Service Supervisor	170,400	159,300	147,523	140,251
Sewer Servicer	208,700	200,100	192,966	183,576
GIS Specialist	-	85,700	81,346	33,173
IT Manager	78,000			-
Seasonal		-		-
Overtime / Accrued Time Payout/ Med. Insur. Benefit Pay	262,868	267,700	214,469	252,169
TOTAL SALARIES	2,045,000	1,900,000	1,792,337	1,696,356
SUMMARY				
Administration	635,000	475,000	431,399	424,582
Sanitary Sewers	735,000	785,000	709,897	644,914
Sewage Treatment & Disposal	675,000	640,000	651,041	626,860
TOTAL SALARIES	2,045,000	1,900,000	1,792,337	1,696,356

Town of North Hempstead					
	Commissioner Operated Special Districts	**Tentative Budget 2023**	**Adopted Budget 2022**	**Actual 2021**	**Actual 2020**
SS383	***PORT WASHINGTON WATER POLLUTION CONTROL DISTRICT***				
	8110- SEWER ADMINISTRATION				
100	Personal Services	277,500	272,690	268,996	247,973
	Commissioners Fees	31,200	31,200	31,100	31,200
	Subtotal	308,700	303,890	300,096	279,173
200	Equipment & Capital Outlay	10,000	10,000	15,479	19,515
400	**EXPENSES**				
402	Postage	1,000	1,000	925	916
404	Office Supplies & Expenses	6,300	5,000	6,083	5,185
419	Telephone & Communications	5,000	4,180	4,930	3,593
420	Light & Power	1,800	1,800	1,781	1,796
440	Assessment Roll	4,650	4,650	4,500	4,500
441	Legal Notices	1,000	1,000	463	1,297
445	Conferences, Meetings, Schools, Etc.	2,440	2,600	2,863	2,602
447	Election Expenses	3,000	3,000	2,587	1,952
451	Engineering	5,000	1,500	11,228	1,579
452	Auditing	35,500	35,000	35,000	35,000
453	Custodial	5,880	5,880	3,702	3,174
454	Legal	67,750	65,000	56,985	84,618
458	Other Professional Services	80,000	20,000	19,642	20,244
467	Gas, Oil, etc.	1,000	1,000	432	341
475	Repairs & Maintenance				
	Alarm System	3,785	3,785	2,346	1,944
	Operating Equipment	500	500	-	-
	Other	10,000	10,000	17,426	14,589
	Subtotal	234,605	165,895	170,893	183,330
	Total Sewer Administration	553,305	479,785	486,468	482,018
	8120 - SANITARY SEWERS				
100	Personal Services	888,845	869,500	783,166	711,251
225	Operating Equipment	351,100	189,000	611,853	404,005
400	**EXPENSES**				
419	Telephone & Communications	16,400	14,670	15,213	13,161
420	Light & Power	210,000	170,000	189,264	164,669
421	Water	12,000	9,000	15,395	8,282
422	Heating	29,200	21,000	15,395	18,133
445	Conferences, Meetings, Schools, Etc.	11,600	16,500	8,564	13,771
451	Engineering	27,400	27,400	33,365	23,637
453	Custodial	1,260	1,260	1,439	1,587
455	Medical	3,500	2,500	3,086	928
466	Uniforms & Laundry	6,200	6,000	5,749	4,689
467	Gas, Oil, etc.	22,500	15,000	16,054	11,866
468	Chemicals & Testing				
	Chemicals & Chlorine	12,000	15,000	11,028	15,822
475	Repairs & Maintenance				
	Alarm System	16,500	16,500	23,608	7,340
	Operating Equipment	40,000	37,000	45,662	32,540
	Plant & Grounds	150,000	145,000	416,235	162,839
	Wet Well Cleaning	100,000			
	Trunk Lines & Laterals	25,000	25,000	-	-
	Subtotal	683,560	521,830	800,057	479,264
	Total Sanitary Sewers	1,923,505	1,580,330	2,195,076	1,594,520

	Commissioner Operated Special Districts	Tentative Budget 2023	Adopted Budget 2022	Actual 2021	Actual 2020
SS383	***PORT WASHINGTON WATER POLLUTION CONTROL DISTRICT (cont.)***				
	8130 - SEWAGE TREATMENT & DISPOSAL				
100	Personal Services	717,350	684,800	610,319	572,858
225	Operating Equipment	41,140	270,000	38,699	5,830
400	**EXPENSES**				
419	Telephone & Communications	3,200	2,130	1,818	1,902
420	Light & Power	375,000	325,000	344,516	310,930
421	Water	55,000	33,000	64,672	30,998
422	Heating	26,400	19,000	21,840	18,951
445	Conferences, Meetings, Schools, Etc.	10,950	7,500	6,103	10,757
451	Engineering	131,100	131,100	147,002	134,755
453	Custodial	1,260	1,260	2,773	3,174
455	Medical	2,600	1,000	132	1,458
466	Uniforms & Laundry	2,200	2,000	1,113	1,325
467	Gas, Oil, etc.	2,000	2,000	1,299	1,069
468	Chemicals & Testing				
	Analysis	60,000	45,000	75,393	64,584
	Chemicals & Chlorine	70,000	70,000	74,563	71,725
475	Repairs & Maintenance				
	Alarm System	3,185	3,185	1,443	1,438
	Operating Equipment	1,000	1,000	966	-
	Plant & Grounds	80,000	80,000	64,960	70,656
483	Treatment & Disposal of Sewage & Sludge	910,000	870,000	618,777	564,625
493	Permit Fees	10,000	10,000	9,164	9,147
	Subtotal	1,743,895	1,603,175	1,436,534	1,297,494
	Total Sewage Treatment & Disposal	2,502,385	2,557,975	2,085,552	1,876,182
	SPECIAL ITEMS				
	400 1910 Unallocated Insurance	322,000	285,000	232,777	204,135
	400 1980 Payment of MTA Payroll Tax	6,000	3,800	4,740	2,704
	Subtotal	328,000	288,800	237,517	206,839

	Commissioner Operated Special Districts	Tentative Budget 2023	Adopted Budget 2022	Actual 2021	Actual 2020
SS383	***PORT WASHINGTON WATER POLLUTION CONTROL DISTRICT (cont.)***				
	BENEFITS & DEBT SERVICE				
800 9010	State Retirement	220,000	220,000	230,474	203,675
800 9030	Social Security	145,000	145,000	122,662	113,097
800 9040	Worker's Compensation	46,345	65,000	55,494	59,002
800 9050	Unemployment Insurance	-	-	-	2,407
800 9060	Hospital & Medical Insurance	900,000	837,000	715,682	717,947
	Subtotal	1,311,345	1,267,000	1,124,312	1,096,128
	Fiscal Agent Fees	-	-	58	-
9710	Serial Bonds				
	Principal	686,294	684,080	673,507	670,694
	Interest	125,041	139,572	159,801	265,961
	Subtotal	811,335	823,652	833,366	936,655
9730	Bond Anticipation Notes				
	600 Principal	163,000	81,000	70,000	13,000
	700 Interest	816,300	91,280	127,212	141,107
	Subtotal	979,300	172,280	197,212	154,107
9901	Administrative Charge (TNH)	36,337	31,025	34,304	34,851
	Administrative Charge (NYSEFC)	24,286	27,262	26,700	27,886
	Subtotal	60,623	58,287	61,004	62,737
	TOTAL BUDGETED/ACTUAL EXPENSES	8,469,798	7,228,109	7,220,507	6,409,186
	Total O & M budget (excluding debt service & interfund transfers)	6,618,540	6,173,890	6,128,925	5,255,687

(1) Debt Service reduction is funded by debt service reserve and general fund reserve.

	REVENUE				
1081	Payment in Lieu of Taxes-LIPA	53,060	53,068	52,027	51,105
2120	Sewer Rent	250,000	220,000	224,767	209,932
2122	Sewer Charges	25,000	15,000	21,350	16,980
2374	Sewer Charges for Other Gov'ts	950,000	890,000	901,994	924,863
2401	Interest Earnings	7,000	6,500	7,184	115,543
2665	Sales of Equipment	-	-	20,100	-
2701	Refund of Prior Years Expenses	-	-	-	157,325
2770	Other Unclassified Income	231,288	-	235,226	11,846
4960	Federal Aid-Emergency Disaster	-	-	195,095	-
4960	Federal Aid-Emergency Disaster	-	-	-	-
5031	Interfund Transfer Capital Projects	-		135,955	
	TOTAL ESTIMATED/ACTUAL REVENUE	1,516,348	1,184,568	1,657,743	1,487,594

Commissioner Operated Special Districts	Tentative Budget 2023	Adopted Budget 2022	Actual 2021	Actual 2020
SS383 ***PORT WASHINGTON WATER POLLUTION CONTROL DISTRICT (cont.)***				
SUMMARY				
TOTAL BUDGETED/ACTUAL EXPENDITURES	8,469,798	7,228,109	7,220,507	6,409,186
ACTUAL FUND BALANCES AT END OF PERIOD			3,764,592	3,782,392
	8,469,798	7,228,109	10,985,099	10,191,578
TOTAL ESTIMATED/ACTUAL REVENUE	1,516,348	1,184,568	1,657,743	1,487,594
APPROPRIATED FUND BALANCES	225,000	201,003		
ACTUAL FUND BALANCES AT BEGINNING OF PERIOD			3,782,392	3,466,415
RAISED BY TAXATION			5,544,964	5,237,569
AMOUNT TO BE RAISED BY TAXATION	6,728,450	5,842,538		
	8,469,798	7,228,109	10,985,099	10,191,578
TAX LEVY				
TAXABLE VALUATION				
Class I - Residential Properties	5,122,844	5,122,844	7,013,457	7,008,845
Tax Levy	3,933,236	3,415,360	2,639,680	3,149,551
Class II - Residential Properties	1,515,604	1,515,604	1,229,151	1,229,151
Tax Levy	303,054	263,152	305,324	245,901
Class III - Utility Properties	353,104	353,104	693,881	693,881
Tax Levy	110,205	95,695	100,647	30,221
Class IV - All Other Properties	9,716,763	9,716,763	9,677,030	9,684,325
Tax Levy	2,381,955	2,068,331	2,499,313	1,811,895
TOTAL TAXABLE VALUATION	16,708,315	16,708,315	18,613,519	18,616,202
TOTAL TAX LEVY (a)	6,728,450	5,842,538	5,544,964	5,237,568

(a) Nassau County Final Assessment Information will be available in October.

Commissioner Operated Special Districts	Tentative Budget 2023	Adopted Budget 2022	Actual 2021	Actual 2020

SS383 ***PORT WASHINGTON WATER POLLUTION CONTROL DISTRICT (cont.)***

SALARY SCHEDULE (b)				
Sewage Plant Operators	178,787	270,705	224,682	165,202
Sewer Servicers	132,336	210,442	98,646	186,449
Sewer Service Supervisor	114,849	118,988	114,694	108,994
Clerk Typist	18,000	16,000	-	65,261
Anticipated Overtime, Sick & Termination Pay	567,243	433,925	374,308	294,820
Business Manager	115,920	108,743	104,129	-
Accounting Systems Specialist	64,460	58,291	54,544	51,908
Sewage Plant Attendants	466,790	398,261	452,359	334,834
Sewage Plant Operator Trainee	-	-	-	41,687
Superintendent	167,199	160,077	174,731	165,837
Secretary to the Board	-	-	-	98,543
Treasurer	58,110	51,558	47,278	18,546
Total Salaries	1,883,695	1,826,990	- 1,645,371	1,532,082

SUMMARY				
Sewer Administration	277,500	272,690	268,996	247,973
Sanitary Sewers	888,845	869,500	783,166	711,251
Sewage Treatment & Disposal	717,350	684,800	610,319	572,858
Total Salaries	1,883,695	1,826,990	1,662,481	1,532,082

** Note 2021 tax split varies from adopted budget due to changes made by the county after adoption*

	Town of North Hempstead				
	Commissioner Operated Special Districts	**Tentative Budget 2023**	**Adopted Budget 2022**	**Actual 2021**	**Actual 2020**
SW391	***ALBERTSON WATER DISTRICT***				
	8120 - WATER ADMINISTRATION				
100	PERSONAL SERVICES	326,147	302,221	304,919	406,464
	Commissioners Fees	25,000	27,500	21,800	24,600
	Subtotal	351,147	329,721	326,719	431,064
	EQUIPMENT				
210	Office Equipment	5,000	5,000	-	-
225	Operating Equipment	55,000	55,000	-	14,717
	Subtotal	60,000	60,000	-	14,717
	EXPENSES				
404	Office Supplies & Expenses	75,000	70,000	66,485	63,820
419	Telephone & Communications	20,000	20,000	14,584	14,301
425	Bonds, Commissioners, Treasurers	1,000	1,000	-	-
441	Legal Notices	16,000	14,000	14,135	18,739
445	Conferences, Meetings, etc.	8,000	10,000	4,550	3,100
446	Education/Training	5,000	5,000	2,770	785
447	Election Expenses	2,500	1,200	2,577	1,189
451	Engineering	60,000	50,000	74,334	22,131
452	Auditing and accounting	70,000	65,000	68,548	54,565
454	Legal	50,000	25,000	76,635	41,590
	Consultants	5,000	5,000	1,500	36,000
466	Uniforms & Laundry	5,000	5,000	3,911	1,520
467	Gas, Oil, etc.	30,000	17,000	16,014	10,692
474	Tools,parts and supplies	10,000	10,000	7,548	5,837
	Vehicle maintenance and supplies	20,000	15,000	18,641	29,008
400	Insurance	80,000	80,000	72,621	67,152
499	Miscellaneous/SWMA	15,000	10,000	9,295	9,371
	Subtotal	472,500	403,200	454,148	379,800
	TOTAL WATER ADMINISTRATION	883,647	792,921	780,867	825,581
	8320 - SOURCE OF SUPPLY POWER & PUMPING				
100	PERSONAL SERVICES	453,000	420,676	375,692	479,116
	EXPENSES				
420	Light & Power	425,000	350,000	372,357	327,700
422	Heating	30,000	30,000	19,649	21,159
475	REPAIRS & MAINTENANCE	-		-	
	Operating Equipment	100,000	100,000	54,930	91,484
	Plant & Grounds	40,000	40,000	91,240	38,184
	Major Repairs	60,000	60,000	37,916	-
493	Purchase of Water	50,000	45,000	35,785	36,259
	Subtotal	705,000	625,000	611,877	514,786
	TOTAL SUPPLY, POWER & PUMPING	1,158,000	1,045,676	987,569	993,902
	8330 - PURIFICATION				
	EXPENSES				
468	Water Treatment, etc.	140,000	120,000	84,011	106,170
	TOTAL PURIFICATION	140,000	120,000	84,011	106,170

	Town of North Hempstead				
	Commissioner Operated Special Districts	**Tentative Budget 2023**	**Adopted Budget 2022**	**Actual 2021**	**Actual 2020**
SW391	***ALBERTSON WATER DISTRICT (cont.)***				
	8340-TRANSMISSION & DISTRIBUTION				
100	PERSONAL SERVICES	110,000	102,004	89,033	83,967
	EQUIPMENT				
250	Meters	10,000	7,500	9,069	5,950
	EXPENSES				
475	REPAIRS & MAINTENANCE				
	Mains, Valves & Hydrants	100,000	90,000	88,868	98,083
	Meters - Services	50,000	40,000	38,701	30,993
476	Road Repairs	55,000	45,000	41,795	30,992
	Subtotal	205,000	175,000	169,364	160,068
	TOTAL TRANSMISSION & DISTRIBUTION	325,000	284,504	267,466	249,985
800	9010 - State Retirement	150,000	120,000	150,690	89,103
800	9030 - Social Security/ MTA Tax	60,000	60,000	55,586	58,030
800	9040 - Worker's Compensation	40,000	40,000	27,276	29,387
800	9060 - Hospital & Medical Insurance	330,000	330,000	283,976	291,117
	Subtotal	580,000	550,000	517,528	467,637
	SERIAL BONDS				
901	Fiscal Agent Fees	15,000	14,589	14,179	16,170
902	Principal	445,473	455,260	440,940	440,506
	Interest	121,387	136,639	158,764	167,998
	Bond issuance costs		-		1,653
	Premiums on obligations		-	(120,120)	(44,570)
	Proceeds of Refunding Bonds		-		(78,157)
	Payments to Refunded bond Escrow Agent		-		83,138
	Subtotal	581,860	606,488	493,763	586,738
900	9560 - INTERFUND TRANSFER				
	Transfer to Capital Reserve	300,000	386,000		-
	Transfer from Capital Project fund		-	284,872	146,623
	Subtotal	300,000	386,000	284,872	146,623
	9730 - BOND ANTICIPATION NOTES				
600	Principal	55,000	44,000		-
700	Interest	238,680	90,000	46,875	-
	Subtotal	293,680	134,000	46,875	-
	TOTAL BUDGETED/ACTUAL EXPENDITURES	4,262,187	3,919,589	3,462,951	3,376,636
	REVENUE				
2140	Water Sales	2,000,000	1,790,000	1,708,693	1,325,890
2142	Unmetered Water Sales	180,000	140,000	157,000	123,895
2144	Water Services Charges	60,000	40,000	46,705	37,380
2148	Water Rent Penalties	25,000	18,000	21,406	18,284
2401	Interest Earnings	20,939	11,873	14,796	10,129
2770	Other Unclassified Revenue		-	34,950	15,692
1081	LIPA PILOT	91,248	89,725	89,725	107,712
	Transfers In	-	-	115,164	-
	TOTAL ESTIMATED/ACTUAL REVENUE	2,377,187	2,089,598	2,188,439	1,638,982

Town of North Hempstead				
Commissioner Operated Special Districts	**Tentative Budget 2023**	**Adopted Budget 2022**	**Actual 2021**	**Actual 2020**
SW391 ***ALBERTSON WATER DISTRICT (cont.)***				
SUMMARY				
TOTAL BUDGETED/ACTUAL EXPENSES	4,262,187	3,919,589	3,462,951	3,376,636
ACTUAL FUND BALANCES AT END OF PERIOD			2,239,513	1,752,942
	4,262,187	3,919,589	5,702,464	5,129,578
TOTAL ESTIMATED/ACTUAL REVENUE	2,377,187	2,089,598	2,188,439	1,638,982
APPROPRIATED FUND BALANCE				
APPROPRIATED DEBT SERVICE RESERVES	-	-		
ACTUAL FUND BALANCE AT BEGINNING OF PERIOD			1,752,942	1,774,598
RAISED BY TAXATION			1,761,083	1,715,998
AMOUNT TO BE RAISED BY TAXATION	1,885,000	1,829,991		
	4,262,187	3,919,589	5,702,464	5,129,578
TAX LEVY				
TAXABLE VALUATION				
CLASS I - RESIDENTIAL PROPERTIES	2,727,418	2,440,536	2,137,551	4,689,766
Tax rate Per 100	56.702	64.248	65.309	31.434
Tax Levy	1,546,489	1,567,995	1,396,013	1,474,181
CLASS II - RESIDENTIAL PROPERTIES	-	-	2,759	2,517
Tax rate Per 100	-	-	80.455	57.432
Tax Levy	-	-	2,219	1,446
CLASS III - UTILITY PROPERTIES	474,713	392,393	334,709	277,945
Tax rate Per 100	22.380	18.330	26.411	22.201
Tax Levy	106,243	71,926	88,400	61,707
CLASS IV - ALL OTHER PROPERTIES	796,482	753,109	696,461	646,377
Tax rate Per 100	29.162	25.238	39.396	27.641
Tax Levy	232,269	190,070	274,378	178,665
TOTAL TAXABLE VALUATION	3,998,613	3,586,038	3,171,480	5,616,605
TAX LEVY	1,885,000	1,829,991	1,761,010	1,715,999
SALARY SCHEDULE				
Superintendent	241,147	225,371	226,666	337,700
Water Plant Operator	343,000	315,676	375,692	479,116
Water Servicer	90,000	82,004	89,033	69,559
Account Clerk/Clerk Typist	85,000	76,850	78,253	68,764
Seasonal	20,000	20,000	-	14,408
Overtime & Increments	110,000	105,000	-	
TOTAL SALARIES	889,147	824,901	769,644	969,547
SUMMARY				
Water Administration	326,147	302,221	304,919	406,464
Source of Supply, Power, Pumping	453,000	420,676	375,692	479,116
Transmission & Distribution	110,000	102,004	89,033	83,967
TOTAL SALARIES	889,147	824,901	769,644	969,547

** Note tax split varies from adopted budget due to changes made by the county after adoption*

	Town of North Hempstead				
	Commissioner Operated Special Districts	**Tentative Budget 2023**	**Adopted Budget 2022**	**Actual 2021**	**Actual 2020**
SW392	***CARLE PLACE WATER DISTRICT***				
	8310-WATER ADMINISTRATION				
100	PERSONAL SERVICES	360,000	345,000	349,630	300,378
	Commissioners Fees	30,000	30,000	17,200	20,800
	Subtotal	390,000	375,000	366,830	321,178
	EQUIPMENT				
210	Office Equipment	20,000	20,000	4,439	1,400
	Subtotal	20,000	20,000	4,439	1,400
	EXPENSES				
401	Stationery & Printing	5,000	5,000	3,872	1,616
402	Postage	10,000	9,000	6,152	8,763
404	Office Supplies & Expenses	6,000	5,500	4,207	5,508
419	Telephone & Communications	25,000	25,000	14,278	13,229
420	Light & Power	12,000	10,000	4,624	8,832
422	Heating	12,000	12,000	1,920	2,250
425	Bonds, Commissioners, Treasurers	1,800	1,500	1,550	450
426	Insurance, Fire & Liability	80,000	65,000	63,819	56,626
429	Equipment Rental	500	500	473	416
441	Legal Notices	2,000	2,000	1,026	1,242
·03,445,44	Dues, Conferences, Meetings, Education	34,500	34,500	29,953	23,968
447	Election Expenses	2,500	2,500	377	190
451	Architects & Engineering	-	-	-	18,683
452	Auditing	19,200	18,800	18,400	18,000
454	Legal	30,000	25,000	9,831	11,600
458	Other Professional Services	42,000	42,000	25,769	41,105
474	TOOLS, PARTS & SUPPLIES				
	Plant & Grounds	2,000	2,000	600	67
475	REPAIRS & MAINTENANCE	-		-	
	Office Equipment	30,000	25,000	29,662	18,422
	Subtotal	314,500	285,300	216,513	230,967
	TOTAL WATER ADMINISTRATION	724,500	680,300	587,782	553,545
	8320 - SOURCE OF SUPPLY POWER & PUMPING				
100	PERSONAL SERVICES	360,000	345,000	270,829	281,531
	Purchase of Water	100,000	100,000		-
215	CAPITAL OUTLAY (RESERVE FUND)		-	1,284,940	433,928
	Subtotal	100,000	100,000	1,284,940	433,928
	EXPENSES				
420	Light & Power	355,000	355,000	232,061	200,524
422	Heating	35,000	36,000	16,216	13,703
451	Architectual and/or Engineering	36,000	30,000	27,615	4,037
466	Uniforms & Laundry	3,000	2,500	5,087	1,709
474	TOOLS, PARTS & SUPPLIES				
	Plant & Grounds	8,000	8,000	4,996	2,622
475	REPAIRS & MAINTENANCE				
	Operating Equipment	90,000	75,000	38,115	44,286
	Subtotal	527,000	506,500	324,090	266,881
	TOTAL SUPPLY, POWER & PUMPING	987,000	951,500	1,879,859	982,340

	Commissioner Operated Special Districts	Tentative Budget 2023	Adopted Budget 2022	Actual 2021	Actual 2020
SW392	***CARLE PLACE WATER DISTRICT (cont.)***				
	8330 - PURIFICATION				
	EXPENSES				
468	Water Analysis & Treatment	400,000	360,000	169,775	176,746
475	REPAIRS & MAINTENANCE				
	Operating Equipment	54,000	54,000	24,295	26,186
	Subtotal	454,000	414,000	194,070	202,932
	TOTAL PURIFICATION	454,000	414,000	194,070	202,932
	8340-TRANSMISSION & DISTRIBUTION				
100	PERSONAL SERVICES	360,000	345,000	270,829	281,532
225	OPERATING EQUIPMENT	225,000	75,546	302,326	-
	EXPENSES				
250	Meters	25,000	25,000	368	15,649
260	Mains, Valves, Hydrants Expense (Reserve Fds	-	-	-	-
451	Engineering	5,000	5,000	3,478	4,634
466	Uniforms & Laundry	3,000	2,500	-	-
467	Gas, Oil, etc.	20,000	17,000	13,206	8,047
474	TOOLS, PARTS & SUPPLIES	-		-	
	Operating Equipment	-	-	-	-
	Plants & Grounds	-	-	-	-
	Trunk Lines & Laterals	15,000	15,000	12,043	7,593
475	REPAIRS & MAINTENANCE	-		-	
	Operating Equipment	160,000	130,000	-	-
	Mains, Valves & Hydrants	-	-	159,824	186,914
476	Road Repairs	70,000	70,000	45,900	14,694
477	Road Resurfacing Materials	6,000	4,000	4,729	2,680
	Subtotal	304,000	268,500	239,548	240,211
	TOTAL TRANSMISSION & DISTRIBUTION	889,000	689,046	812,703	521,743
400	1910 - Unallocated Insurance	40,000	35,000	25,847	21,369
800	9010 - State Retirement	155,000	155,000	126,235	115,866
800	9030 - Social Security	84,915	81,843	69,009	67,814
800	9040 - Workers' Compensation	34,000	34,000	22,102	26,693
800	9045 - Life Insurance	12,100	12,000	11,137	10,618
	9060 - Medical Insurance	485,000	415,000	342,319	315,257
800	9055 - Disability Insurance	15,500	15,500	9,992	13,393
	Subtotal	826,515	748,343	606,641	571,010
900	9501-00 - INTERFUND TRANSFER				
	Fiscal Agent Fees	30,000	30,000	20,184	19,675
	Serial Bonds				
	Principal	609,689	533,146	522,905	513,490
	Capital interest applied		(32,487)		-
	Interest	413,094	276,062	290,846	305,345
	Interest		(5,571)		-
900	9730 BOND ANTICIPATION NOTES				
	600 Principal	30,000	-		-
	700 Interest	300,000	52,500		-
	Subtotal	1,382,783	853,650	833,935	838,510
900	9562 - Transfer to Capital Reserve	250,000	250,000		-
	TOTAL BUDGETED/ACTUAL EXPENSES	5,513,798	4,586,839	4,914,990	3,670,080

	Commissioner Operated Special Districts	Tentative Budget 2023	Adopted Budget 2022	Actual 2021	Actual 2020
SW392	***CARLE PLACE WATER DISTRICT (cont.)***				
	REVENUE				
2140	Metered Water Sales	750,000	750,000	719,091	730,336
2142	Unmetered Water Sales	100,000	100,000	110,630	110,320
2144	Water Services Charges	10,010	10,014	14,458	8,232
2148	Interest & Penalties on Water Rents	5,000	5,000	-	2,957
2401	Interest Earnings	10,000	10,000	7,559	14,220
2401.1	Interest Earnings (Reserve Fund)		-	11,005	34,021
2701	Refund of Prior Year's Expenses		-		2,810
2710	Premium on Oblligations		-	46,410	-
2770	Other Unclassified Revenue	250,000	250,000	312,792	300,378
1081	PILOT	250,960	150,692	150,692	144,420
2680	Insurance Recoveries		-	12,064	37,639
	TOTAL ESTIMATED/ACTUAL REVENUE	1,375,970	1,275,706	1,384,701	1,385,333
	SUMMARY				
	TOTAL BUDGETED/ACTUAL EXPENSES	5,513,798	4,586,839	4,914,990	3,670,080
	ACTUAL FUND BALANCES AT END OF PERIOD **			10,340,878	10,607,822
		5,513,798	4,586,839	15,255,868	14,277,902
	TOTAL ESTIMATED/ACTUAL REVENUE	1,375,970	1,275,706	1,384,701	1,385,333
	APPROPRIATED FUND BALANCE LIPA PILOT				
	ACTUAL FUND BALANCE AT BEGINNING OF PERIOD			10,607,822	10,097,775
	RAISED BY TAXATION			3,263,345	2,794,794
	AMOUNT TO BE RAISED BY TAXATION	4,137,828	3,311,133		
		5,513,798	4,586,839	15,255,868	14,277,902
	**RESERVE FUND BALANCE AT END OF YEAR			9,402,600	9,697,631
	TAX LEVY				
	TAXABLE VALUATION				
	CLASS I - RESIDENTIAL PROPERTIES	1,212,222	1,079,995	955,649	2,104,363
	Tax rate Per 100	125.676	128.848	139.485	54.078
	Tax Levy	1,523,473	1,391,552	1,332,985	1,137,994
	CLASS II - RESIDENTIAL PROPERTIES	268,901	237,452	206,004	178,671
	Tax rate Per 100	42.666	35.785	39.445	38.933
	Tax Levy	114,729	84,972	81,257	69,562
	CLASS III - UTILITY PROPERTIES	199,319	167,182	145,610	123,933
	Tax rate Per 100	68.438	50.804	49.488	53.871
	Tax Levy	136,410	84,935	72,060	66,763
	CLASS IV - ALL OTHER PROPERTIES	3,039,741	2,942,211	2,874,803	2,575,063
	Tax rate Per 100	77.744	59.468	61.806	59.046
	Tax Levy	2,363,216	1,749,674	1,776,799	1,520,472
	TOTAL TAXABLE VALUATION	4,720,183	4,426,840	4,182,066	4,982,030
	TAX LEVY	4,137,828	3,311,133	3,263,102	2,794,791

SW392 ***CARLE PLACE WATER DISTRICT (cont.)***

	Tentative Budget 2023	Adopted Budget 2022	Actual 2021	Actual 2020
SALARY SCHEDULE				
Superintendent (1)	177,000	160,000	150,000	135,000
Asst. Superintendent (1)	148,000	140,000	138,000	130,000
Water Serviceman (6)	490,000	470,000	465,000	455,000
Typist - Clerk (2)	183,000	185,000	170,000	160,000
Estimated Overtime & Increases (5)	82,000	80,000	87,000	100,000
TOTAL SALARIES	1,080,000	1,035,000	1,010,000	980,000
SUMMARY				
Water Administration	360,000	345,000	320,000	300,378
Source of Supply, Power, Pumping	360,000	345,000	345,000	281,531
Transmission & Distribution	360,000	345,000	345,000	281,532
TOTAL SALARIES	1,080,000	1,035,000	1,010,000	863,441

**** Note tax split varies from adopted budget due to changes made by the county after adoption***

Town of North Hempstead					
	Commissioner Operated Special Districts	**Tentative Budget 2023**	**Adopted Budget 2022**	**Actual 2021**	**Actual 2020**
SW393	***GARDEN CITY WATER DISTRICT***				
	8310 - WATER ADMINISTRATION				
100	PERSONAL SERVICES	330,000	314,000	295,671	287,428
	Commissioners Fees	18,000	18,000	18,500	17,800
	Subtotal	348,000	332,000	314,171	305,228
210	Office Equipment	15,000	15,000	5,329	2,878
	Subtotal	15,000	15,000	5,329	2,878
	EXPENSES				
404	Office Supplies & Expenses	80,000	70,000	78,821	59,154
419	Telephone & Communications	54,000	54,000	52,646	50,401
420	Light & Power	22,000	22,000	17,475	19,938
422	Heating	12,000	12,000	7,698	9,779
441	Legal Notices	2,000	2,000	-	643
445	Conferences, Meetings, etc.	24,000	23,000	23,550	21,355
446	Public Information	15,000	15,000	875	10,918
447	Election Expenses	3,000	3,000	2,200	1,775
452	Auditing	20,000	14,000	12,750	12,750
453	Custodial	15,000	16,000	360	14,912
454	Legal	45,000	45,000	41,948	23,574
458	Other Professional Services	105,000	105,000	105,998	100,627
475	Repairs & Maintenance	55,000	55,000	9,507	42,880
492	Improvements	5,000	5,000	-	-
499	Miscellaneous	10,000	9,000	10,509	7,719
	Subtotal	467,000	450,000	364,337	376,425
	TOTAL WATER ADMINISTRATION	830,000	797,000	683,837	684,531
	8320 - SOURCE OF SUPPLY, POWER & PUMPING				
100	PERSONAL SERVICES	595,000	595,000	507,618	496,663
215	Capital Outlay (Repair Reserve)		-	327,407	5,116,884
	EXPENSES				
420	Light & Power	600,000	550,000	563,544	482,693
422	Heating	35,000	20,000	35,547	15,917
451	Engineer & Architectural	65,000	85,000	28,734	77,231
466	Uniforms & Laundry	10,000	4,000	6,471	3,495
474	TOOLS, PARTS & SUPPLIES	-		-	
	Plant & Grounds	40,000	40,000	34,227	17,345
475	REPAIRS & MAINTENANCE	-		-	
	Plant & Grounds	620,000	675,000	247,702	340,219
497	Other Operating Expenses	10,000	10,000	798	4,334
	Subtotal	1,380,000	1,384,000	917,023	941,234
	TOTAL SUPPLY, POWER & PUMPING	1,975,000	1,979,000	1,752,048	6,554,781
	8330 - PURIFICATION				
468	Water Analysis & Treatment	300,000	275,000	227,226	143,849
469	Chemical Treatment	335,000	325,000	269,865	261,909
	TOTAL PURIFICATION	635,000	600,000	497,091	405,758

	Commissioner Operated Special Districts	Tentative Budget 2023	Adopted Budget 2022	Actual 2021	Actual 2020
SW393	***GARDEN CITY PARK WATER DISTRICT (cont.)***				
	8340 - TRANSMISSION & DISTRIBUTION				
100	PERSONAL SERVICES	675,000	675,000	611,274	614,796
	EQUIPMENT				
225	Operating Equipment	100,000	100,000	127,277	49,653
250	Meters	25,000	25,000	4,982	640
260	Mains, Valves & Hydrants	25,000	25,000	-	3,982
	Subtotal	150,000	150,000	132,259	54,275
	EXPENSES				
451	Engineering and Architectural	10,000	10,000	-	3,845
466	Uniforms & Laundry	10,000	5,000	582	607
467	Gas, Oil, etc.	35,000	25,000	38,844	12,962
475	REPAIRS & MAINTENANCE				
	Operating Equipment	28,000	28,000	29,909	21,123
	Mains, Valves & Hydrants	60,000	65,000	16,939	11,510
	Meters	10,000	10,000	-	-
	Other Repairs	1,000	1,000	-	-
476	Road Repairs	95,000	95,000	61,961	88,470
	Subtotal	249,000	239,000	148,235	138,517
	TOTAL TRANSMISSION & DISTRIBUTION	1,074,000	1,064,000	891,768	807,588
400	1910 - Unallocated Insurance	145,000	130,000	146,433	108,993
800	9010 - State Retirement	240,000	240,000	219,113	196,448
800	9030 - Social Security	125,000	125,000	111,797	109,053
800	9040 - Workers' Compensation	115,000	115,000	81,941	73,202
800	9060 - Hospital & Medical Insurance	685,000	685,000	544,707	494,861
	Subtotal	1,310,000	1,295,000	1,103,991	982,557
900	9501-00 - INTERFUND TRANSFER				
	Fiscal Agent Fees	25,000	20,000	18,791	17,919
	Serial Bonds				
	Principal	386,354	375,589	369,663	325,721
	Principal (neg)				
	Interest	422,225	437,617	421,523	393,902
	Interest (neg)	(110,899)	-		-
	BAN - principal	41,000			
	BAN - interest	250,000	75,000		-
	Interest (neg)	(110,000)			
	Subtotal	903,680	908,206	809,977	737,542
900	9562-00 - Transfer Capital Reserve	250,000	250,000		-
	TOTAL BUDGETED/ACTUAL EXPENSES	6,977,680	6,893,206	5,738,712	10,172,757

	Commissioner Operated Special Districts	Tentative Budget 2023	Adopted Budget 2022	Actual 2021	Actual 2020
SW393	***GARDEN CITY PARK WATER DISTRICT (cont.)***				
	REVENUE				
2140	Sales of Waters	2,025,000	2,025,000	2,005,286	1,824,451
2141A	Hydrant Rental	20,000	20,000	20,500	20,000
2142	Unmetered Water Sales	71,000	71,000	72,500	71,750
2144	Water Services Charges	10,000	10,000	14,569	10,397
2148	Interest & Penalties on Water Rents		-		25,171
2401	Interest Income	5,000	5,000	15,428	8,545
2401.1	Interest Income / (Repair Reserve)		-	3,976	20,289
2412	Rental of Real Property	450,000	450,000	460,340	465,278
2650	Sale of Scrap		-		35
2665	Sale of Equipment and Property		-		-
2710	Grant		-	1,087,890	19,600
2770	Other Unclassified Revenue	101,751	101,240	102,748	111,750
	TOTAL ESTIMATED/ACTUAL REVENUE	2,682,751	2,682,240	3,783,237	2,577,266

Commissioner Operated Special Districts	Tentative Budget 2023	Adopted Budget 2022	Actual 2021	Actual 2020
SW393 ***GARDEN CITY PARK WATER DISTRICT (cont.)***				
SUMMARY				
TOTAL BUDGETED/ACTUAL EXPENSES	6,977,680	6,893,206	5,738,712	10,172,757
ACTUAL FUND BALANCES AT END OF PERIOD*			4,209,406	2,036,498
	6,977,680	6,893,206	9,948,118	12,209,255
TOTAL ESTIMATED/ACTUAL REVENUE	2,682,751	2,682,240	3,783,237	2,577,266
ACTUAL FUND BALANCE AT BEGINNING OF PERIOD			2,036,498	6,219,596
RAISED BY TAXATION			4,128,383	3,412,393
AMOUNT TO BE RAISED BY TAXATION	4,294,929	4,210,966		
	6,977,680	6,893,206	9,948,118	12,209,255
* RESERVE FUND BALANCE AT END OF PERIOD				1,603,680
TAX LEVY				
TAXABLE VALUATION				
CLASS I - RESIDENTIAL PROPERTIES	3,913,180	3,485,045	3,039,563	6,605,769
Tax rate Per 100	79.200	92.347	104.082	39.801
Tax Levy	3,099,239	3,218,335	3,163,638	2,629,165
CLASS II - RESIDENTIAL PROPERTIES	16,515	7,448	6,873	7,774
Tax rate Per 100	24.277	21.801	23.156	21.100
Tax Levy	4,009	1,624	1,592	1,640
CLASS III - UTILITY PROPERTIES	233,564	193,381	165,596	137,475
Tax rate Per 100	35.134	29.278	28.573	30.706
Tax Levy	82,060	56,618	47,316	42,213
CLASS IV - ALL OTHER PROPERTIES	2,556,671	2,268,818	2,083,580	1,837,740
Tax rate Per 100	43.401	41.184	43.955	40.233
Tax Levy	1,109,621	934,390	915,838	739,375
TOTAL TAXABLE VALUATION	6,719,930	5,954,692	5,295,612	8,588,758
TAX LEVY	4,294,929	4,210,966	4,128,383	3,412,394
SALARY SCHEDULE				
Superintendent (1)	190,000	190,000	175,445	173,502
Assistant Superintendent (1)	145,000	145,000	130,868	-
Senior Account Clerk (1)	65,000	63,000	64,258	58,865
Plant Operator (3)	450,000	450,000	376,750	496,663
Water Servicers (6)	650,000	650,000	583,055	604,746
Water Servicers Part Time (5)	25,000	25,000	28,219	10,050
Secretary (1)	75,000	61,000	55,968	55,061
TOTAL SALARIES	1,600,000	1,584,000	1,414,563	1,398,887
SUMMARY				
Water Administration	330,000	314,000	295,671	287,428
Source of Supply, Power, Pumping	595,000	595,000	507,618	496,663
Transmission & Distribution	675,000	675,000	611,274	614,796
TOTAL SALARIES	1,600,000	1,584,000	1,414,563	1,398,887

** Note 2021 tax split varies from adopted budget due to changes made by the county after adoption*

Town of North Hempstead					
	Commissioner Operated Special Districts	**Tentative Budget 2023**	**Adopted Budget 2022**	**Actual 2021**	**Actual 2020**
SW394	***GLENWOOD WATER DISTRICT***				
	8310 - WATER ADMINISTRATION				
100	PERSONAL SERVICES				
	Commissioners Fees	39,500	39,500	32,608	36,149
	Part time Clerk	31,700	29,540	27,718	26,300
	Subtotal	71,200	69,040	60,326	62,449
	EXPENSES				
404	Office Supplies & Expenses	2,500	2,000	128	409
419	Telephone & Communications	7,200	6,900	6,036	6,864
420	Electricity	2,200	2,000	1,680	1,854
441	Legal Notices	1,500	1,500	314	231
445	Conferences, Meetings, etc.	3,000	1,500	1,889	1,252
447	Election Expense	400	400	462	219
451	Engineering	8,000	9,000	5,456	1,688
452	Auditing	19,000	19,000	18,538	18,493
454	Legal	9,000	9,000	531	1,806
458	Other Professional Services	4,500	4,500	3,100	1,285
474	Tools, Parts & Supplies	800	800	548	730
499	Miscellaneous	2,500	2,500	485	110
	Subtotal	60,600	59,100	39,167	34,941
	TOTAL WATER ADMINISTRATION	131,800	128,140	99,493	97,390
	1312 - DATA PROCESSING				
	EXPENSES				
4050	Data Processing	4,500	3,000	3,927	2,482
4060	Supplies-Data Processing	4,000	4,000	2,680	5,440
	TOTAL DATA PROCESSING	8,500	7,000	6,607	7,922
	8320 - SOURCE OF SUPPLY, POWER & PUMPING				
	EXPENSES				
493	Purchase of Water	201,000	193,000	178,538	157,895
	TOTAL SUPPLY, POWER & PUMPING	201,000	193,000	178,538	157,895
	8330 - PURIFICATION				
	EXPENSES				
468	Water Analysis & Testing	4,000	4,000	2,699	3,761
	TOTAL PURIFICATION	4,000	4,000	2,699	3,761
	8340-TRANSMISSION & DISTRIBUTION				
225	Operating Equipment	1,000	500	8,759	-
250	Meters	4,000	4,500	108	5,248
	Subtotal	5,000	5,000	8,867	5,248
	EXPENSES				
451	Engineering	18,000	30,000	21,055	13,434
467	Gas, Oil, etc.	2,000	2,000	867	521
475	REPAIRS & MAINTENANCE				
	Plant & Ground	5,000	6,000	4,518	3,702
	Cross Connection Controls	7,000	6,500	5,790	5,524
	Operating Equipment	3,000	5,000	-	-
	Mains, Valves & Hydrants	52,000	50,000	77,153	73,829
	Meters	3,200	3,268	-	-
476	Road Repairs	50,000	43,000	10,100	-
497	Other Operating Equipment		-		-
	Subtotal	140,200	145,768	119,483	97,010
	TOTAL TRANSMISSION & DISTRIBUTION	145,200	150,768	128,350	102,258

	Commissioner Operated Special Districts	Tentative Budget 2023	Adopted Budget 2022	Actual 2021	Actual 2020
SW394	***GLENWOOD WATER DISTRICT (cont.)***				
400	1910 - UNALLOCATED INSURANCE				
	Property Insurance	3,467	3,352	-	13,923
	General Liability Insurance	3,683	3,583	13,961	-
	Automobile Insurance	3,726	3,629	-	-
	Municipal Umbrella Insurance	3,275	3,175	-	-
	Public Employee Bonds	900	900	-	-
	Workers' Compensation	1,500	1,500	-	1,046
800	9010 - State Retirement	8,000	8,000	4,409	3,140
800	9030 - Social Security	5,500	5,500	4,615	4,899
800	9060 - Hospital & Medical Insurance	7,500	7,000	5,717	6,147
800	9070 - Disability Insurance	3,500	3,500	3,104	3,431
		41,051	40,139	31,806	32,586
	9501-00 - INTERFUND TRANSFER				
	Administrative Charge	572	572	409	224
	Subtotal	572	572	409	224
	TOTAL BUDGETED/ACTUAL EXPENSES	532,123	523,619	447,902	402,036
	REVENUE				
2140	Metered Water Sales	178,000	172,200	167,080	164,019
2144	Water Service Charge	3,000	3,000	1,272	1,397
2401	Interest Income	50	50	15	68
2440	Rental Income	300	300	170	-
2655	Sales of Equipment	2,000	5,000	-	5,000
	LIPA PILOT	39,000	39,000	37,195	35,440
	TOTAL ESTIMATED/ACTUAL REVENUES	222,350	219,550	205,732	205,924

Commissioner Operated Special Districts	Tentative Budget 2023	Adopted Budget 2022	Actual 2021	Actual 2020
SW394 ***GLENWOOD WATER DISTRICT (cont.)***				
SUMMARY				
TOTAL BUDGETED/ACTUAL EXPENSES	532,123	523,619	447,902	402,036
ACTUAL FUND BALANCES AT END OF PERIOD			592,278	557,342
	532,123	523,619	1,040,180	959,378
TOTAL ESTIMATED/ACTUAL REVENUES	222,350	219,550	205,732	205,924
APPROPRIATED FUND BALANCES	50,000	74,896		1,345
APPROPRIATED FUND BALANCE - LIPA PILOT				
ACTUAL FUND BALANCES AT BEGINNING OF PERIOD			557,342	553,106
RAISED BY TAXATION			277,106	199,003
AMOUNT TO BE RAISED BY TAXATION	259,773	229,173		
	532,123	523,619	1,040,180	959,378
TAX LEVY				
TAXABLE VALUATION				
CLASS I - RESIDENTIAL PROPERTIES	168,208	157,550	158,208	339,916
Tax rate Per 100	100.583	20.466	21.826	6.872
Tax Levy	169,189	32,244	34,530	23,360
CLASS III - UTILITY PROPERTIES	843,893	715,432	838,484	808,282
Tax rate Per 100	2.676	24.960	26.597	19.749
Tax Levy	22,581	178,569	223,011	159,629
CLASS IV - ALL OTHER PROPERTIES	2,168,654	198,753	183,342	245,881
Tax rate Per 100	3.136	9.238	10.671	6.513
Tax Levy	68,003	18,360	19,565	16,014
TOTAL TAXABLE VALUATION	3,180,755	1,071,735	1,180,034	1,394,079
TAX LEVY	259,773	229,173	277,106	199,003
SALARY SCHEDULE				
Commissioner Fees (3)	39,500	39,500	32,608	36,149
Part Time Clerk (1)	31,700	29,540	27,718	26,300
Subtotal	71,200	69,040	60,326	62,449

** Note 2021 tax split varies from adopted budget due to changes made by the county after adoption*

Town of North Hempstead					
	Commissioner Operated Special Districts	**Tentative Budget 2023**	**Adopted Budget 2022**	**Actual 2021**	**Actual 2020**
SW395	***MANHASSET-LAKEVILLE WATER DISTRICT***				
	8310- WATER ADMINISTRATION				
100	PERSONAL SERVICES - See Detail	724,820	767,825	745,169	692,537
	Commissioners Fees	72,000	70,000	77,999	73,310
	Subtotal	796,820	837,825	823,168	765,847
	EQUIPMENT				
210	Office Equipment	287,000	100,000	125,523	80,495
225	Operating Equipment	180,000	170,000	147,022	155,102
250	Meters	85,000	75,000	47,703	34,429
	Subtotal	552,000	345,000	320,248	270,026
300	Capital Outlay				
	Improvement to Plant & Grounds	2,349,043	2,298,327	473,821	407,698
	EXPENSES				
401	Stationery & Printing	1,000	890	20	145
402	Postage	30,000	30,000	22,729	42,253
404	Office Supplies & Expenses	30,000	30,000	25,387	21,798
419	Telephone & Communications	50,000	50,000	48,998	43,301
441	Legal Notices	7,000	5,000	6,929	4,397
445	Conferences, Meetings, etc.	30,000	30,000	10,549	14,208
447	Election Expense	8,000	8,000	7,954	2,990
450	Conservation Program	25,000	25,000	13,200	15,839
451	Engineering & Architectural	400,000	300,000	84,303	48,525
452	Auditing	70,000	105,000	97,680	97,400
454	Legal	115,000	110,000	93,483	104,176
463	PERB, Counsel, etc.	10,000	15,000	4,598	3,938
466	Uniforms & Laundry	14,000	12,000	7,650	10,641
474	Tools, Parts & Supplies	70,000	55,000	64,066	56,212
493	Other Contractual Expenses	30,000	30,000	18,630	25,885
495	HR & Payroll Services	10,000	10,000	9,469	5,136
499	Misc	1,500	1,000	826	1,946
	Subtotal	901,500	816,890	516,471	498,790
	TOTAL WATER ADMINISTRATION	4,599,363	4,298,042	2,133,708	1,942,361
	8320 - SOURCE OF SUPPLY, POWER & PUMPING				
100	Personal Services - See Detail	289,930	307,130	268,322	261,299
	EXPENSES				
420	Light & Power	1,400,000	1,350,000	1,263,669	1,236,335
422	Heating	80,000	60,000	62,254	45,758
475	R. & M. Operating Equipment	277,000	300,000	238,748	233,886
475	R. & M. Plant & Grounds	70,000	80,000	50,846	62,153
	Subtotal	1,827,000	1,790,000	1,615,517	1,578,132
	TOTAL SUPPLY, POWER & PUMPING	2,116,930	2,097,130	1,883,839	1,839,431
	8330 - PURIFICATION				
	EXPENSES				
468	Water Analysis & Treatment	150,000	140,000	122,743	129,623
470	Chlorine	40,000	40,000	32,661	26,615
475	Caustic Treatment	90,000	75,000	89,174	57,622
480	GAC Carbon Exchange	100,000	-		88,000
483	Salt		-		11,864
485	Hydrogen Peroxide	40,000			
	TOTAL PURIFICATION	420,000	255,000	244,578	313,724

	Commissioner Operated Special Districts	Tentative Budget 2023	Adopted Budget 2022	Actual 2021	Actual 2020
SW395	***MANHASSET-LAKEVILLE WATER DISTRICT (cont.)***				
	8340-TRANSMISSION & DISTRIBUTION				
100	Personal Services - See Details	595,965	631,322	523,660	489,237
	EQUIPMENT				
260	Mains, Valves, Hydrants	138,100	100,000	116,963	20,142
	EXPENSES				
467	Gas & Oil	45,000	40,000	21,828	24,326
475	R & M - Mains, Valves & Hydrants	150,000	180,000	119,215	34,779
476	Road Repairs	75,000	90,000	52,027	42,161
	Subtotal	270,000	310,000	193,070	101,266
	TOTAL TRANSMISSION & DISTRIBUTION	1,004,065	1,041,322	833,693	610,645
400	1910 - Unallocated Insurance	225,000	200,000	142,344	136,759
400	1930 - Judgments & Claims	1,000	1,000	20	-
400	1950 - Taxes & Assessments	21,000	22,000	17,089	20,718
800	9010 - State Retirement	220,000	260,000	206,229	249,236
800	9030 - Social Security	128,800	135,885	114,349	106,395
800	9035 - MCTD Tax	5,750	6,040	2,376	2,031
800	9040 - Workers' Compensation	85,000	100,000	85,341	77,903
800	9045 - Supplemental Longevity Incentive Plan	7,000	6,000	5,648	5,803
800	9060 - Hospital & Medical Insurance	725,000	750,000	580,255	551,032
500	9501-Administrative Fee	24,245	31,262	20,911	18,493
	Subtotal	1,442,795	1,512,187	1,174,562	1,168,370
600	Principal	859,368	1,070,300	1,062,669	844,836
700	Interest	452,497	489,507	231,313	161,987
	Subtotal	1,311,865	1,559,807	1,293,982	1,006,823
	9950 - Transfer to Capital Reserve Fund		-	1,567,849	2,786,433
	TOTAL BUDGETED/ACTUAL EXPENSES	10,895,018	10,763,488	9,132,211	9,667,787
	REVENUE				
1001.001	Restored Taxes			344	
1082	PILOT	212,100	252,897	194,900	252,897
2140	Metered Water Sales	5,434,885	5,499,887	5,283,554	5,315,204
2142	Unmetered Water Sales	112,600	112,600	113,860	112,600
2144	Water Service Charge	50,000	25,000	51,368	27,397
2148	Interest Penalties on Water Rents	30,000	30,000	261	29,998
2379	Water Service for Other Communities	440,000	440,000	438,311	467,294
2401	Interest Earned	75,000	1,000	20,663	42,521
2410	Rental of District Property	226,000	235,000	266,657	235,321
2655	Minor Sales of Equipment (Taps)(Meters)	35,000	25,000	36,990	27,990
2665	Sale of Equipment	20,000	20,000	36,301	34,506
2680	Insurance Recoveries	-	-	18,808	26,823
2690	Other Compensation of Loss	165,000	165,000	184,849	166,984
2701	Refunds of Prior Years Expenses	-	-	2,861	3,084
2770	Other Unclassified Revenue	10,000	15,000	12,668	4,405
	Operating Transfers-In	206,800	161,747	205,881	223,052
	TOTAL ESTIMATED/ACTUAL REVENUE	7,017,385	6,983,131	6,868,276	6,970,076

Commissioner Operated Special Districts	Tentative Budget 2023	Adopted Budget 2022	Actual 2021	Actual 2020
SW395 ***MANHASSET-LAKEVILLE WATER DISTRICT (cont.)***				
SUMMARY				
TOTAL BUDGETED/ACTUAL EXPENSES	10,895,018	10,763,488	9,132,211	9,667,787
ACTUAL FUND BALANCES AT END OF PERIOD	-	-	9,365,101	7,943,183
	10,895,018	10,763,488	18,497,312	17,610,970
TOTAL ESTIMATED/ACTUAL REVENUE	7,017,385	6,983,131	6,868,276	6,970,076
APPROPRIATED FUND BALANCES	-	-		
ACTUAL FUND BALANCES AT BEGINNING OF PERIOD		-	7,943,183	7,047,201
RAISED BY TAXATION			3,685,853	3,593,693
AMOUNT TO BE RAISED BY TAXATION	3,877,633	3,780,357		
	10,895,018	10,763,488	18,497,312	17,610,970
TAX LEVY				
TAXABLE VALUATION				
CLASS I - RESIDENTIAL PROPERTIES	9,855,386	8,837,802	7,917,355	17,869,840
Tax rate Per 100	19.538	23.480	25.627	11.158
Tax Levy	1,925,545	2,075,122	2,028,963	1,993,917
CLASS II - RESIDENTIAL PROPERTIES	3,407,537	3,232,554	2,611,555	2,071,090
Tax rate Per 100	7.183	6.652	7.415	8.564
Tax Levy	244,763	215,021	193,655	177,368
CLASS III - UTILITY PROPERTIES	649,390	551,704	526,857	468,299
Tax rate Per 100	14.188	12.475	11.963	14.256
Tax Levy	92,135	68,826	63,030	66,761
CLASS IV - ALL OTHER PROPERTIES	15,381,287	14,312,620	13,049,366	11,587,817
Tax rate Per 100	10.501	9.931	10.730	11.656
Tax Levy	1,615,189	1,421,388	1,400,205	1,350,676
TOTAL TAXABLE VALUATION	29,293,600	26,934,680	24,105,133	31,997,046
TAX LEVY	3,877,633	3,780,357	3,685,854	3,588,722

Commissioner Operated Special Districts	Tentative Budget 2023	Adopted Budget 2022	Actual 2021	Actual 2020
SW395 ***MANHASSET-LAKEVILLE WATER DISTRICT (cont.)***				
SALARY SCHEDULE				
PLANT OPERATIONS				
Superintendent	214,720	207,478	201,362	195,839
Foreman	188,695	181,580	175,536	149,936
Water Servicer (5)	443,495	523,121	508,685	504,997
Water Servicer Trainee	46,500	44,000		
Water Plant Operators (2)	174,630	164,331	163,029	169,270
Seasonal	15,000	15,000	10,125	9,491
Overtime and Increments	171,500	222,558	226,852	212,512
OFFICE				
Account Clerk (1.5)	109,295	106,019	101,148	97,602
Treasurer	116,790	112,190	108,938	106,348
Secretary	130,090	130,000	41,476	70,388
TOTAL SALARIES	1,610,715	1,706,277	1,537,151	1,516,383
SUMMARY				
Water Administration	724,820	767,825	745,169	765,847
Source of Supply, Power, Pumping	289,930	307,130	268,322	261,299
Transmission & Distribution	595,965	631,322	523,660	489,237
TOTAL SALARIES	1,610,715	1,706,277	1,537,151	1,516,383

** Note 2021 tax split varies from adopted budget due to changes made by the county after adoption*

	Town of North Hempstead				
	Commissioner Operated Special Districts	**Tentative Budget 2023**	**Adopted Budget 2022**	**Actual 2021**	**Actual 2020**
SW396	***PORT WASHINGTON WATER DISTRICT***				
	8310 - WATER ADMINISTRATION				
100	PERSONAL SERVICES - See Detail	470,000	438,250	439,749	413,286
	Commissioners Fees	25,000	23,000	24,200	25,600
	Subtotal	495,000	461,250	463,949	438,886
	EQUIPMENT/CAPITAL OUTLAY				
210	Office Equipment	12,500	12,200	9,581	9,102
300	Capital Outlay				
	EXPENSES				
402	Postage	32,000	32,000	34,135	33,135
404	Office Supplies & Expenses	25,000	30,000	22,203	24,465
405	Data Processing	55,000	50,000	58,437	69,960
408	Photocopier Exp	2,500	2,500	3,409	2,766
419	Telephone & Communications	60,000	60,000	57,003	60,593
420	Light & Power	10,000	10,000	9,452	8,896
422	Heating	3,000	3,000	2,690	3,490
425	Bonds, Commissioners, Treasurer	1,000	1,000	-	-
441	Legal Notices, Advertising	1,600	1,600	919	1,141
445	Conferences, Meetings, Etc.	10,000	10,000	3,945	2,525
446	Public Information & Education	75,000	75,000	88,004	78,616
447	Election Expense	3,000	3,000	2,882	1,589
451	Engineering	5,000	5,000	-	337
452	Auditing/Accounting	45,000	32,000	40,250	36,700
454	Legal	40,000	40,000	39,613	47,859
497	Employee Life Insurance	500	500	-	-
498	Employee Physicals	1,000	1,000	-	-
499	Miscellaneous	1,000	1,000	-	9,430
	Subtotal	370,600	357,600	362,942	381,502
	TOTAL WATER ADMINISTRATION	878,100	831,050	836,472	829,490
	8320 - SOURCE OF SUPPLY, POWER & PUMPING				
100	PERSONAL SERVICES - See Detail	273,000	263,500	159,708	179,549
	EQUIPMENT/CAPITAL OUTLAY				
225	Operating Equipment	50,000	50,000	36,470	68,794
300	Capital Outlay	80,000	80,000	-	53,815
	Subtotal	130,000	130,000	36,470	122,609
	EXPENSES				
419	Telephone & Communications				
420	Light & Power	980,000	930,000	987,537	943,804
422	Heating, Oil, Auxiliary Power	21,000	21,000	12,342	16,070
451	Engineering	60,000	60,000	72,921	52,176
466	Uniforms & Laundry	6,500	6,500	2,616	5,835
467	Gas, Oil, Maint. Vehicles	25,000	25,000	21,013	13,444
474	Tools, Parts & Supplies	30,000	10,000	29,950	16,801
475	REPAIRS & MAINTENANCE				
	Operating Equipment	60,000	60,000	150,757	246,629
	Plant & Grounds	150,000	90,000	196,472	282,775
	Subtotal	1,332,500	1,202,500	1,473,608	1,577,534
	TOTAL SUPPLY, POWER & PUMPING	1,735,500	1,596,000	1,669,786	1,879,692

	Commissioner Operated Special Districts	Tentative Budget 2023	Adopted Budget 2022	Actual 2021	Actual 2020
SW396	***PORT WASHINGTON WATER DISTRICT (con't.)***				
	8330 - PURIFICATION				
225	Water Analysis Purchase	10,000	10,000	2,533	3,853
468	Water Analysis & Treatment	150,000	140,000	129,946	267,075
469	Purchase of Caustic	160,000	120,000	94,977	104,226
4691	Purchase of Carbon	150,000	170,000	2,800	102,020
	TOTAL PURIFICATION	470,000	440,000	230,256	477,174
	8340-TRANSMISSION & DISTRIBUTION				
100	PERSONAL SERVICES - See Detail	468,000	539,250	542,030	551,955
	EQUIPMENT				
225	Operating Equipment	80,000	80,000	-	-
250	Meters	120,000	120,000	261,174	106,639
251	Cross Connections	25,000	20,000	9,160	17,889
260	Mains, Valves, Hydrants, etc.	32,000	32,000	98,752	22,546
	Subtotal	257,000	252,000	369,086	147,074
	EXPENSES				
451	Architectural and/or Engineering	24,000	24,400	46,704	58,798
466	Uniforms & Laundry	6,100	6,100	15,146	7,592
467	Gas, Oil, Vehicle Repairs	32,000	30,000	26,232	20,523
474	Tools, Parts & Supplies	12,000	10,000	18,778	12,512
475	REPAIRS & MAINTENANCE				
	Operating Equipment	10,000	10,000	-	29,652
	Mains, Valves & Hydrants	100,000	100,000	148,241	-
	Meters	1,000	1,000	-	-
476	Road Repairs	54,000	54,000	26,190	36,948
	Subtotal	239,100	235,500	281,291	166,025
	TOTAL TRANSMISSION & DISTRIBUTION	964,100	1,026,750	1,192,407	865,054
400	1910 - Unallocated Insurance	132,500	131,415	135,475	129,346
400	1950 - Taxes & Assessments	9,700	9,700	3,544	3,222
800	9010 - State Retirement	150,000	170,000	145,206	156,558
800	9030 - Social Security	95,000	96,300	86,023	87,013
800	9040 - Workers' Compensation	60,000	76,500	55,824	62,737
800	9060 - Hospital & Medical Insurance	705,000	665,000	614,678	623,027
	Subtotal	1,152,200	1,148,915	1,040,750	1,061,903
900	9501 - Interfund Transfer				
	Fiscal Agent Fees/Administrative Charges	40,000	40,000	36,348	22,318
	Serial Bonds - Principal	1,190,988	1,157,117	1,129,581	1,089,635
	Principal (neg)	-	-	-	-
	Serial Bonds - Interest	461,822	502,817	592,944	584,841
	Interest (neg)	-	(20,000)	-	-
	Subtotal	1,692,810	1,679,934	1,758,873	1,696,794
900	9560 TRANSFER TO CAPITAL RESERVE				
	9561 - Transfer to Repair Reserve	300,000	300,000	-	-
	Subtotal	300,000	300,000	-	-
	9730 - BOND ANTICIPATION NOTES				
600	Principal	87,000	-		-
700	Interest	456,000	50,000	30,492	-
	Interest (neg)	(112,000)	-	-	-
	Subtotal	431,000	50,000	30,492	-
	TOTAL BUDGETED/ACTUAL EXPENSES	7,623,710	7,072,649	6,759,036	6,810,107

	Commissioner Operated Special Districts	Tentative Budget 2023	Adopted Budget 2022	Actual 2021	Actual 2020
SW396	***PORT WASHINGTON WATER DISTRICT (con't.)***				
	REVENUE				
2140	Metered Water Sales	5,000,000	4,500,000	5,954,608	5,456,564
2148	Interest & Penalties-Water Rent	40,000	30,200	57,282	63,699
2401	Interest	5,000	5,000	11,008	35,501
2665	Minor Sales of Equipment	35,400	33,400	37,145	43,340
	PILOTS	111,650	105,600	148,368	121,157
2770	Other Unclassified Revenue	60,480	60,474	202,307	180,533
	TOTAL ESTIMATED/ACTUAL REVENUE	5,252,530	4,734,674	6,410,718	5,900,794
	SUMMARY				
	TOTAL BUDGETED/ACTUAL EXPENSES	7,623,710	7,072,649	6,759,036	6,810,107
	ACTUAL FUND BALANCES AT END OF PERIOD			4,419,978	2,642,111
		7,623,710	7,072,649	11,179,014	9,452,218
	TOTAL ESTIMATED/ACTUAL REVENUE	5,252,530	4,734,674	6,410,718	5,900,794
	APPROPRIATED FUND BALANCES	-	169,194		
	APPROPRIATED FUND BALANCE-LIPA PILOT				
	ACTUAL FUND BALANCES AT BEGINNING OF PERIOD			2,642,111	1,867,155
	RAISED BY TAXATION			2,126,185	1,684,269
	AMOUNT TO BE RAISED BY TAXATION	2,371,180	2,168,781		
		7,623,710	7,072,649	11,179,014	9,452,218
	TAX LEVY				
	TAXABLE VALUATION				
	CLASS I - RESIDENTIAL PROPERTIES	5,796,101	5,215,590	4,635,761	10,212,075
	Tax rate Per 100	24.921	27.677	30.355	10.769
	Tax Levy	1,444,446	1,443,519	1,407,166	1,099,738
	CLASS II - RESIDENTIAL PROPERTIES	1,770,200	1,703,579	1,540,560	1,366,904
	Tax rate Per 100	7.125	5.863	6.308	5.591
	Tax Levy	126,127	99,881	97,183	76,424
	CLASS III - UTILITY PROPERTIES	491,597	409,549	363,632	307,201
	Tax rate Per 100	12.717	10.175	9.810	9.747
	Tax Levy	62,516	41,672	35,671	29,943
	CLASS IV - ALL OTHER PROPERTIES	4,192,029	3,956,550	3,794,326	3,583,092
	Tax rate Per 100	17.607	14.753	15.448	13.345
	Tax Levy	738,091	583,710	586,151	478,164
	TOTAL TAXABLE VALUATION	12,249,927	11,285,268	10,334,279	15,469,272
	TAX LEVY	2,371,180	2,168,781	2,126,171	1,684,268

Commissioner Operated Special Districts	Tentative Budget 2023	Adopted Budget 2022	Actual 2021	Actual 2020
SW396 ***PORT WASHINGTON WATER DISTRICT (con't.)***				
SALARY SCHEDULE				
Superintendent (1)	203,611	198,156	194,481	178,371
Account Clerk (4)	256,389	240,094	245,268	234,915
Water Service Suprv. (1)	96,560	92,475	73,884	94,061
Senior Water Servicer (1)	111,090	108,118	118,752	116,375
Water Plant Operators (2)	161,440	151,025	85,824	85,488
Water Servicer (6)	306,910	341,132	423,278	435,580
Estimated Overtime & other pay,	75,000	110,000	-	-
TOTAL SALARIES	1,211,000	1,241,000	1,141,487	1,144,790
Water Administration	470,000	438,250	439,749	413,286
Source of Supply, Power, Pumping	273,000	263,500	159,708	179,549
Transmission & Distribution	468,000	539,250	542,030	551,955
TOTAL SALARIES	1,211,000	1,241,000	1,141,487	1,144,790

*Actual amounts distributed to salary classification

** Note 2021 tax split varies from adopted budget due to changes made by the county after adoption*

	Town of North Hempstead				
	Commissioner Operated Special Districts	**Tentative Budget 2023**	**Adopted Budget 2022**	**Actual 2021**	**Actual 2020**
SW397	***ROSLYN WATER DISTRICT***				
	8310 - WATER ADMINISTRATION				
100	PERSONAL SERVICES - See Detail	562,860	457,008	385,250	372,642
	Commissioners Fees	22,000	22,000	16,700	15,700
	Subtotal	584,860	479,008	401,950	388,342
	EQUIPMENT				
210	Office Equipment	3,000	4,000	1,648	2,418
	EXPENSES				
402	Postage	25,000	26,000	20,912	21,927
406	Computer Expenses	40,000	35,000	38,446	49,349
404	Office Supplies & Expenses	14,000	13,000	11,816	10,952
419	Telephone & Communications	8,000	8,000	6,469	6,976
420	Light & Power	8,400	8,400	8,400	8,400
422	Heating	7,000	2,000	3,504	1,473
441	Legal Notices	5,000	5,000	3,498	2,932
445	Conferences, Meetings, etc.	13,000	14,000	11,149	11,269
447	Election Expense	400	300	369	93
451	Architectural and/or Engineering	17,000	32,000	15,506	35,573
452	Auditing	23,000	13,000	12,750	12,750
454	Legal	35,000	35,000	31,253	30,025
458	Other Professional Services	25,000	33,000	31,850	29,200
475	REPAIRS & MAINTENANCE	-		-	
	Operating Equipment	8,000	8,000	6,018	7,075
497	Other Operating Expenses	14,000	14,000	12,486	10,384
407	Printing Expense / Public Relations Expense	50,000	47,000	45,033	44,148
	Subtotal	292,800	293,700	259,459	282,526
	TOTAL WATER ADMINISTRATION	880,660	776,708	663,057	673,286
	8320 - SOURCE OF SUPPLY, POWER & PUMPING				
100	PERSONAL SERVICES - See Detail	345,436	340,588	321,633	335,121
220	CAPITAL OUTLAY (Reserve Fund)	-	-	272,079	1,204,440
	EXPENSES				
419	Telephone & Communications	35,000	35,000	23,204	16,932
420	Light & Power	860,000	701,010	658,504	598,676
422	Heating	65,000	51,000	40,132	41,343
451	Architectural and/or Engineering	20,000	30,000	17,598	15,373
474	TOOLS, PARTS & SUPPLIES				
	Plant & Grounds	20,000	15,000	6,276	4,052
475	REPAIRS & MAINTENANCE				
	Operating Equipment	371,000	375,500	196,859	217,856
	Plant & Grounds	55,000	55,000	19,439	27,423
497	Other Operating Expenses	4,000	4,000	2,097	1,971
	Subtotal	1,430,000	1,266,510	964,109	923,626
	TOTAL SUPPLY, POWER & PUMPING	1,775,436	1,607,098	1,557,821	2,463,187

	Town of North Hempstead				
	Commissioner Operated Special Districts	**Tentative Budget 2023**	**Adopted Budget 2022**	**Actual 2021**	**Actual 2020**
SW397	***ROSLYN WATER DISTRICT (cont.)***				
	8330 - PURIFICATION				
	EXPENSES				
468	Water Analysis & Treatment	160,000	160,000	64,926	83,104
469	Water Treatment	200,000	200,000	113,007	116,548
	TOTAL PURIFICATION	360,000	360,000	177,933	199,652
	8340-TRANSMISSION & DISTRIBUTION				
100	Personal Services - See Detail	684,006	724,896	512,488	524,408
	EQUIPMENT				
220	Capital Outlay (Reserve Fund)	-	-	-	-
225	Operating Equipment	35,000	35,000	117,331	64,743
250	Meters	50,000	60,000	32,005	26,893
260	Mains, Valves, Hydrants, etc.	10,000	10,000	1,246	(11,895)
	Subtotal	95,000	105,000	150,582	79,741
	EXPENSES				
451	Architectural and/or Engineering	75,000	7,000	23,707	-
466	Uniforms & Laundry	10,000	7,500	7,195	1,743
467	Gas, Oil, etc.	30,000	16,000	15,379	8,587
474	Tools, Parts & Supplies	70,000	50,000	40,784	49,310
475	REPAIRS & MAINTENANCE				
	Operating Equipment	30,000	20,000	15,165	10,733
	Mains, Valves & Hydrants	108,100	110,000	58,701	77,496
476	Road Repairs	40,000	35,000	46,217	10,845
497	Other Operating Expenses	6,000	7,000	2,494	6,404
	Subtotal	369,100	252,500	209,642	165,118
	TOTAL TRANSMISSION & DISTRIBUTION	1,148,106	1,082,396	872,712	769,267
400	1910 - Unallocated Insurance	125,000	130,000	113,887	111,412
800	9010 - State Retirement	178,000	201,318	179,544	169,707
800	9030 - Social Security	97,983	154,106	89,916	89,088
800	9040 - Workers' Compensation	60,000	70,000	51,488	51,913
800	9050 - Unemployment Insurance/MTA Tax	3,000	3,000	-	2,806
800	9060 - Hospital & Medical Insurance	538,000	505,000	440,112	432,721
	Subtotal	1,001,983	1,063,424	874,947	857,647
900	9501 - INTERFUND TRANSFER				
	Fiscal Agent Fees / Administrative Charge	29,073	20,717	20,759	21,217
	Serial Bonds / Principal	441,138	443,173	434,502	395,736
	Serial Bonds / Interest	410,920	421,694	432,417	442,466
	Interest (neg)	(72,280)	-	-	-
	Subtotal	808,851	885,584	887,678	859,419
	9730-Bond Anticipation Note				
600	Principal	43,000	-	-	-
700	Interest	225,000	75,000		-
	Interest (neg)	(91,320)			
	Subtotal	176,680	75,000	-	-
	TOTAL BUDGETED/ACTUAL EXPENSES	6,151,716	5,850,210	5,034,148	5,822,458

	Commissioner Operated Special Districts	Tentative Budget 2023	Adopted Budget 2022	Actual 2021	Actual 2020
SW397	***ROSLYN WATER DISTRICT (cont.)***				
	REVENUE				
2140	Metered Water Sales	1,915,000	1,915,000	2,011,408	1,962,363
2142	Unmetered Water Sales	134,000	131,018	129,027	133,634
2144	Water Service Charge	90,000	85,000	77,948	132,853
2148	Penalty Charges	22,000	22,000	-	5,618
2401	Interest Earnings	15,000	8,000	18,267	8,198
2401.1	Interest Earnings (Reserve Fund)		-	13,494	26,315
2770	Other Unclassified Revenue	300,000	300,000	360,465	317,111
	TOTAL ESTIMATED/ACTUAL REVENUE	2,476,000	2,461,018	2,610,609	2,586,092
	SUMMARY				
	TOTAL BUDGETED/ACTUAL EXPENSES	6,151,716	5,850,210	5,034,148	5,822,458
	ACTUAL FUND BALANCES AT END OF PERIOD**			6,017,223	5,771,623
		6,151,716	5,850,210	11,051,371	11,594,081
	TOTAL ESTIMATED/ACTUAL REVENUE	2,476,000	2,461,018	2,610,609	2,586,092
	APPROPRIATED FUND BALANCES	440,001	439,993		
	LIPA PILOT				
	ACTUAL FUND BALANCES AT BEGINNING OF PERIOD			5,771,623	6,389,956
	RAISED BY TAXATION			2,669,139	2,618,033
	AMOUNT TO BE RAISED BY TAXATION	3,235,715	2,949,199		
		6,151,716	5,850,210	11,051,371	11,594,081
	**RESERVE FUND BALANCE AT END OF PERIOD			4,930,420	
	TAX LEVY				
	TAXABLE VALUATION				
	CLASS I - RESIDENTIAL PROPERTIES	4,288,083	3,847,577	3,406,300	7,577,797
	Tax rate Per 100	47.127	51.593	53.475	23.400
	Tax Levy	2,020,845	1,985,080	1,821,519	1,773,204
	CLASS II - RESIDENTIAL PROPERTIES	839,765	756,561	660,487	574,885
	Tax rate Per 100	24.200	21.495	22.534	25.327
	Tax Levy	203,223	162,623	148,834	145,601
	CLASS III - UTILITY PROPERTIES	721,574	610,979	389,962	345,500
	Tax rate Per 100	12.884	10.323	9.296	14.719
	Tax Levy	92,968	63,071	36,251	50,854
	CLASS IV - ALL OTHER PROPERTIES	4,484,643	4,203,714	3,749,275	3,443,114
	Tax rate Per 100	20.485	17.566	17.671	18.831
	Tax Levy	918,679	738,424	662,534	648,373
	TOTAL TAXABLE VALUATION	10,334,065	9,418,831	8,206,024	11,941,296
	TAX LEVY	3,235,715	2,949,199	2,669,138	2,618,033

Commissioner Operated Special Districts	Tentative Budget 2023	Adopted Budget 2022	Actual 2021	Actual 2020
SW397 ***ROSLYN WATER DISTRICT (cont.)***				
SALARY SCHEDULE				
Superintendent	204,850	199,368	203,526	193,275
Assistant Superintendent	160,000	155,048	157,328	150,310
Water Plant Operator	88,950	83,080	78,672	
Water Servicer Trainee	51,955	44,900	39,231	-
Water Plant Operator	103,448	101,171	100,772	96,718
Water Plant Operator	-	-	-	59,120
Water Servicer Part Time	30,000	30,000	27,130	22,217
Water Servicer Trainee	44,900	44,900		-
Water Plant Attendant / Part Time Seasonal	-	8,000		-
Water Plant Operator	100,946	98,725	98,336	94,372
Water Servicer	96,284	94,166	93,373	88,062
Water Servicer	93,740	88,706	85,890	78,459
Water Servicer	-	-	-	71,606
Water Servicer Trainee	62,363	57,078	51,697	44,768
Overtime	156,856	149,388	101,692	93,356
Anticipated - Retirees	145,765	180,322	-	60,541
Clerk	92,270	90,240	84,708	86,261
Senior Clerk	-	97,400	97,016	93,106
TOTAL SALARY	1,592,302	1,522,492	1,219,371	1,232,171
SUMMARY				
Water Administration	562,860	457,008	385,250	372,642
Source of Supply, Power, Pumping	345,436	340,588	321,633	335,121
Transmission & Distribution	684,006	724,896	512,488	524,408
TOTAL SALARY	1,592,302	1,522,492	1,219,371	1,232,171

** Note 2021 tax split varies from adopted budget due to changes made by the county after adoption*

	Town of North Hempstead				
	Commissioner Operated Special Districts	**Tentative Budget 2023**	**Adopted Budget 2022**	**Actual 2021**	**Actual 2020**
SW398	***WESTBURY WATER DISTRICT***				
	8310 - WATER ADMINISTRATION				
100	PERSONAL SERVICES - See Detail	417,462	383,152	364,359	354,240
	Commissioner Fees	36,000	42,000	29,800	29,900
	Subtotal	453,462	425,152	394,159	384,140
	EQUIPMENT				
210	Office Equipment	50,000	55,000	21,490	66,696
	EXPENSES				
402	Postage	22,000	21,000	23,421	12,875
404	Office Supplies & Expenses	160,000	145,000	149,099	117,220
419	Telephone & Communications	75,000	73,000	85,722	68,816
420	Light & Power	20,000	18,000	18,000	18,000
422	Heating	12,000	10,000	580	5,502
425	Bonds, Commissioners, Treasurers	1,000	1,000	550	550
441	Legal Notices	5,000	5,000	1,163	2,036
445	Conferences, Meetings, etc.	15,000	15,000	9,238	4,697
446	Public Information & Education	35,000	35,000	29,617	32,166
447	Election Expense	1,000	1,000	50	58
452	Auditing	47,000	45,000	43,000	39,350
454	Legal	40,000	40,000	41,093	35,213
458	Other Professional Services	32,000	32,000	1,700	28,410
466	Uniforms & Laundry	6,000	6,000	2,412	5,119
474	TOOLS, PARTS & SUPPLIES				
	Plant & Grounds	3,000	3,000	106	1,419
475	REPAIRS & MAINTENANCE				
	Operating Equipment	1,000	1,000	60	-
	Plant & Grounds	48,000	48,000	77,319	43,767
499	Miscellaneous	3,000	3,000	-	-
451	Architectural Engineering	5,000	5,000	-	-
	Subtotal	531,000	507,000	483,130	415,198
	TOTAL WATER ADMINISTRATION	1,034,462	987,152	898,779	866,034
	8320 - SOURCE OF POWER, SUPPLY & PUMPING				
100	PERSONAL SERVICES - See Detail	619,772	619,430	587,906	538,246
200	CAPITAL OUTLAY (Reserve Fund)	-	-	-	534,829
	EXPENSES				
420	Light & Power	750,000	705,000	676,978	607,394
422	Heating	20,000	15,000	15,419	12,867
451	Architectural and/or Engineering	85,000	85,000	60,634	23,042
474	TOOLS, PARTS & SUPPLIES	-		-	
	Plant & Grounds	5,000	3,000	1,276	1,439
475	REPAIRS & MAINTENANCE	-		-	
	Operating Equipment	5,000	5,000	852	-
	Plant & Grounds	275,000	295,000	160,582	93,684
492	Improvements	400,000	425,000	191,195	218,004
	Subtotal	1,540,000	1,533,000	1,106,936	956,430
	TOTAL POWER, SUPPLY & PUMPING	2,159,772	2,152,430	1,694,842	2,029,505
	8330 - PURIFICATION				
	EXPENSES				
468	Water Analysis & Testing	385,000	385,000	83,716	172,852
	Water Treatment	375,000	375,000	195,287	181,428
	TOTAL PURIFICATION	760,000	760,000	279,003	354,280

	Commissioner Operated Special Districts	Tentative Budget 2023	Adopted Budget 2022	Actual 2021	Actual 2020
SW398	***WESTBURY WATER DISTRICT (cont.)***				
	8340-TRANSMISSION & DISTRIBUTION				
100	PERSONAL SERVICES - See Detail	448,571	425,469	505,494	448,144
	EQUIPMENT/CAPITAL OUTLAY				
220	Capital Outlay (Reserve Fund)	-	-	276,237	86,610
225	Operating Equipment	195,000	175,000	157,059	106,592
250	Meters	30,000	30,000	4,671	82,900
260	Mains, Valves, Hydrants, etc.	50,000	50,000	70,423	462,463
	Subtotal	275,000	255,000	508,390	738,565
	EXPENSES				
451	Architectural and/or Engineering	75,000	75,000	19,966	57,501
467	Gas, Oil, etc.	35,000	25,000	18,761	19,307
474	TOOLS, PARTS & SUPPLIES				
	Plant & Grounds	50,000	43,000	21,447	29,277
475	REPAIRS & MAINTENANCE				
	Operating Equipment	18,000	18,000	7,389	7,462
	Plant & Grounds		-		-
476	Road Repairs	70,000	75,000	8,027	53,872
	Subtotal	248,000	236,000	75,590	167,419
	TOTAL TRANSMISSION & DISTRIBUTION	971,571	916,469	1,089,474	1,354,128
400	1910 - Unallocated Insurance	155,000	145,000	131,214	122,693
800	9010 - State Retirement	225,000	225,000	207,788	180,928
800	9030 - Social Security	118,000	112,000	112,862	103,750
800	9040 - Workers' Compensation	65,000	65,000	53,467	54,219
800	9050 - Disability Insurance	600	600	-	149
800	9060 - Hospital & Medical Insurance	450,000	425,000	358,705	370,889
800	9070 - MTA Tax	4,400	4,400	4,659	4,274
9560	Transfer to Repair Reserve Fund	205,000	205,000	-	-
	Subtotal	1,223,000	1,182,000	868,695	836,902
900	9501 - INTERFUND TRANSFER				
	Admin Fees	15,986	-	7,797	-
	Serial Bonds Princ	237,580	15,000	259,285	6,546
	Principal (neg)		272,062		268,060
	Serial Bonds Interest	22,518	-	48,543	-
	Interest (neg)		35,259		57,746
	Subtotal	276,084	322,321	315,625	332,352
	9730-Bond Anticipation Note				
600	Principal	92,000	54,000	-	-
700	Interest	478,630	155,000	58,125	-
	Interest (neg)	(138,590)			
	Subtotal	432,040	209,000	58,125	-
	TOTAL BUDGETED/ACTUAL EXPENSES	6,856,929	6,529,372	5,204,543	5,773,201
	REVENUE				
2140	Metered Water Sales	1,700,000	1,500,000	1,542,689	1,580,519
2142	Unmetered Water Sales	90,000	90,000	89,400	89,675
	Water Rents	-	-	13,841	8,769
2401	Interest Earnings	2,500	2,000	10,951	10,364
2401.1	Interest Earnings (Reserve Fund)	-	-	3,050	9,156
2655	Minor Sale of Equipment	-	-	5,490	3,462
2701	Refund of Prior Yrs. Exp.	-	-	-	-
2770	Other Unclassified Revenue	607,047	563,878	931,561	739,335
	TOTAL ESTIMATED/ACTUAL REVENUE	2,399,547	2,155,878	2,596,982	2,441,280

Town of North Hempstead				
Commissioner Operated Special Districts	**Tentative Budget 2023**	**Adopted Budget 2022**	**Actual 2021**	**Actual 2020**
SW398 ***WESTBURY WATER DISTRICT (cont.)***				
SUMMARY				
TOTAL BUDGETED/ACTUAL EXPENSES	6,856,929	6,529,372	5,204,543	5,773,201
ACTUAL FUND BALANCES AT END OF PERIOD **			4,598,458	3,461,433
	6,856,929	6,529,372	9,803,001	9,234,634
TOTAL ESTIMATED/ACTUAL REVENUE	2,399,547	2,155,878	2,596,982	2,441,280
APPROPRIATED FUND BALANCES-lipa pilot				
ACTUAL FUND BALANCES AT BEGINNING OF PERIOD			3,461,433	3,388,224
RAISED BY TAXATION			3,744,586	3,405,130
AMOUNT TO BE RAISED BY TAXATION	4,457,382	4,373,494		
	6,856,929	6,529,372	9,803,001	9,234,634
** RESERVE FUND BALANCE AT END OF PERIOD			-	2,796,967
TAX LEVY				
TAXABLE VALUATION				
CLASS I - RESIDENTIAL PROPERTIES	1,869,677	1,686,889	1,465,759	3,224,809
Tax rate Per 100	101.774	124.012	122.562	50.546
Tax Levy	1,902,849	2,091,945	1,796,464	1,630,012
CLASS II - RESIDENTIAL PROPERTIES	809,877	764,359	688,010	611,910
Tax rate Per 100	34.103	32.606	31.333	32.034
Tax Levy	276,193	249,228	215,574	196,019
CLASS III - UTILITY PROPERTIES	366,624	312,918	277,831	244,252
Tax rate Per 100	49.058	44.450	40.131	45.637
Tax Levy	179,857	139,092	111,496	111,469
CLASS IV - ALL OTHER PROPERTIES	3,809,448	3,499,784	3,296,830	2,971,632
Tax rate Per 100	55.060	54.096	49.170	49.388
Tax Levy	2,097,498	1,893,229	1,621,051	1,467,630
TOTAL TAXABLE VALUATION	6,855,626	6,263,950	5,728,430	7,052,603
TAX LEVY	4,456,396	4,373,494	3,744,585	3,405,130

Commissioner Operated Special Districts	Tentative Budget 2023	Adopted Budget 2022	Actual 2021	Actual 2020
SW398 ***WESTBURY WATER DISTRICT (cont.)***				
SALARY SCHEDULE				
Superintendent	100,000	100,000	91,447	91,603
Water Plant Operators (4)	334,397	388,641	373,913	327,169
Water Servicemen (4)	308,194	225,162	286,822	252,768
Maintenance Man (1)	120,023	120,307	118,512	117,710
Account Clerks (3)	297,462	273,152	272,912	246,800
Seasonal	30,000	25,000	50,176	35,202
Overtime	150,000	145,000	121,150	121,808
Supervisor Water Plant Operations	145,729	150,759	142,827	147,570
TOTAL SALARY	1,485,805	1,428,021	1,457,759	1,340,630
SUMMARY				
Water Administration	417,462	383,152	364,359	354,240
Source of Power, Supply, Pumping	619,772	619,430	587,906	538,246
Transmission & Distribution	448,571	425,469	505,494	448,144
TOTAL SALARY	1,485,805	1,428,051	1,457,759	1,340,630

** Note 2021 tax split varies from adopted budget due to changes made by the county after adoption*

Schedule of 2023 Long Term Debt Payments

DESCRIPTION	ISSUED	2023 PRINCIPAL	2023 INTEREST	2023 P + I
GENERAL FUND				
Refunding-Capping and Closure of L5-Landfill (1) - 2005 Bonds [2014 Series A]	04/16/14	115,118	7,984	123,102
Refunding-Installation of New Gat & Waste Oil Facility (2014 Series A)	04/16/14	5,382	377	5,759
Refunding-Computer/Tech. imp, wiring & climate cont - 2005 Bonds [2014 Series A]	04/16/14	13,454	942	14,396
Refunding-Improvements of Animal Shelter - 2005 Bonds [2014 Series A]	04/16/14	8,761	614	9,375
Refunding-Plans & Spec-Const of a Town Wide Trail System - 2005 Bonds [2014 Series A]	04/16/14	3,442	241	3,683
Refunding-Plans & Spec-Const. of Imporvements to Pond View - 2005 Bonds [2014 Series A]	04/16/14	3,129	219	3,348
Refunding-Plans & Spec-Restoration of Ponds,Wetlands - 2005 Bonds [2014 Series A]	04/16/14	3,129	219	3,348
Refunding-Town Hall Improvemnts-HVAC & Emerg Generator - 2005 Bonds [2014 Series A]	04/16/14	12,203	855	13,058
Construction of Town Landfill Improvements 1 - 2014 Series D	10/02/14	1,995	475	2,470
Construction of Town Landfill Improvements 2 - 2014 Series D	10/02/14	14,214	3,386	17,600
Construction of Various Improvements 1- 2014 Series D	10/02/14	15,321	3,650	18,971
Construction of Various Improvements 2- 2014 Series D	10/02/14	26,264	6,257	32,521
Construction of Various Improvements 3 -2014 Series D	10/02/14	438	104	542
Construction of Various Improvements 4 - 2014 Series D	10/02/14	10,068	2,398	12,466
Construction of Various Improvements 5 - 2014 Series D	10/02/14	13,570	3,233	16,803
DPW Building - 2014 Series D	10/02/14	8,339	1,986	10,325
New Cassel Community Center - 2014 Series D	10/02/14	529,359	126,220	655,579
Parking Lot Upgrades Town Hall - 2014 Series D	10/02/14	3,938	938	4,876
Port Washington Water Loop -2014 Series D	10/02/14	31,733	7,560	39,293
Town Hall I & II - 2014 Series D	10/02/14	11,877	2,829	14,706
Tully Park General Improvements - 2014 Series D	10/02/14	8,861	2,111	10,972
Tully Park Pool Reconstruction - 2014 Series D	10/02/14	30,213	7,197	37,410
Tully Park Pool Reconstruction 2 - 2014 Series D	10/02/14	88,547	21,094	109,641
Var Improvs to Manorhaven Beach Park Pool Complex 2014 Series D	10/02/14	671,273	159,911	831,184
Various Improvements Town Hall I & II - 2014 Series D	10/02/14	15,014	3,577	18,591
Various Park Improvements - 2014 Series D	10/02/14	30,642	7,300	37,942
Various Park Improvements - Skate Park - 2014 Series D	10/02/14	2,613	622	3,235
Various Vehicles - 2014 Series D	10/02/14	25,721	6,127	31,848
Public Improvement - 2015 Series B	04/07/15	210,000	89,163	299,163
Refunding - Mill Pond Rehabilitation (2007 B) - 2015 Series A	04/16/15	39,302	5,439	44,741
Refunding - Improvements to Various Parks (2006) - 2015 Series A	04/16/15	43,440	4,970	48,410
Refunding - ELF - Ridders& Searingtown Pond (2006) - 2015 Series A	04/16/15	17,219	1,970	19,189
Refunding - ELF East Sheets Creek Debris Removal (2006) - 2015 Series A	04/16/15	19,635	2,246	21,881
Refunding - ELF- Rehab & Storm Water Qual Imp Searingtown & Ridders Pds (2006) - 2015 Series A	04/16/15	46,521	5,322	51,843
Refunding - Improvements to Parks and Recreational Facilities (2007 B) - 2015 Series A	04/16/15	11,488	1,658	13,146
Refunding - Improvements to the Town Landfill (2006) - 2015 Series A	04/16/15	19,031	2,177	21,208
Refunding - Improvements to Various Parks (2006) - 2015 Series A	04/16/15	15,345	1,756	17,101
Refunding - Passenger Vehicles (2006) - 2015 Series A	04/16/15	3,625	415	4,040
Refunding - Various Improvements to Town Hall (2007 B) - 2015 Series A	04/16/15	2,902	419	3,321
Refunding - Various Improvements to Town Hall I & II (2006) - 2015 Series A	04/16/15	9,063	1,037	10,100
Improvements to Animal Shelter	04/01/16	4,085	1,843	5,928
Manorhaven Park General Improvements	04/01/16	16,299	7,351	23,650
New Cassel Community Center	04/01/16	379,308	171,075	550,383
Port Wash & Roslyn Community Center	04/01/16	2,460	1,109	3,569
Tully Park General Improvements	04/01/16	91,228	41,145	132,373
Various Improvements to Town Landfill	04/01/16	10,566	4,765	15,331
Various Park Improvements	04/01/16	25,762	11,619	37,381
Various Park Improvements at Manhasset Valley Park	04/01/16	3,251	1,466	4,717
Acquisition of Parcel - Roslyn/Levit Park Property	09/20/16	102,067	31,517	133,584
80 Roslyn Road	09/20/16	5,874	1,857	7,731
Acq and installation of Security Cameras	09/20/16	1,993	630	2,623
Acq if computer hardware and software	09/20/16	8,707	2,752	11,459
Acq of Security Vehicles	09/20/16	839	265	1,104
Acquisition of computer hardware and software	09/20/16	7,028	2,221	9,249
Acquisition of Heavy Duty Equipment and Vehicles	09/20/16	30,793	9,733	40,526
Acquisition of Parks Department Vehicles	09/20/16	30,158	9,532	39,690
Acquisition of Pump Out Boat	09/20/16	333	105	438
Acquisition of vehicles	09/20/16	7,867	2,487	10,354
Acquisition of vehicles for SWMA	09/20/16	5,245	1,658	6,903
Clark Botanic Garden Greenhouse	09/20/16	15,210	4,808	20,018
Computer Hardware and Software	09/20/16	2,465	779	3,244
Computer Hardware and Software 2	09/20/16	6,923	2,188	9,111
Construct outdoor classrm Martin Bunky Reid Park	09/20/16	18,357	5,802	24,159
Construct rec improve at Alvan Petris Rec Fac	09/20/16	41,960	13,262	55,222
Construct Var Improve to the Alvan Patrus Rec Fac	09/20/16	10,490	3,316	13,806
Construction of improve to Mill Pond Yacht House	09/20/16	5,245	1,658	6,903
Construction of various improvements to Town Hall	09/20/16	7,867	2,487	10,354
Construction of various park improvements	09/20/16	14,948	4,725	19,673
Construction var improve at Michael J. Tully Park	09/20/16	61,628	19,479	81,107
Construction var improve to Clark Greenhouse	09/20/16	7,867	2,487	10,354
Construction var improve to Manhasset Valley Park	09/20/16	11,801	3,730	15,531
Elevator improvements	09/20/16	10,490	3,316	13,806
Expansion of Hempstead Harbor Trail	09/20/16	2,622	829	3,451
Greenhouse at Clark Botanical Garden	09/20/16	11,014	3,481	14,495
Grounds Maintenance Equipment - Parks	09/20/16	5,088	1,608	6,696
Harbor Patrol Boat Motors	09/20/16	1,836	580	2,416
Hempstead Harbor Trail	09/20/16	39,809	12,583	52,392
Improv to Town Hall I and II	09/20/16	39,809	12,583	52,392
Improve Sewer system at North Hempstead Beach Park	09/20/16	5,245	1,658	6,903
Improve Whitney Pond Park Pool Complex (Phase 1)	09/20/16	26,225	8,289	34,514
Improvements to Bayview Avenue seawall	09/20/16	5,245	1,658	6,903
Improvements to Manhasset Valley Park	09/20/16	29,844	9,433	39,277
Improvements to Manhasset Valley Park 2	09/20/16	10,490	3,316	13,806
Improvements to North Sheets Creek	09/20/16	30,526	9,648	40,174
Improvements to pond at Plandome Park (dredging)	09/20/16	11,539	3,647	15,186
Improvements to Stepping Stones Lighthouse	09/20/16	2,622	829	3,451
Installation of new fencing at various locations	09/20/16	2,622	829	3,451
Lighting at Tully Park	09/20/16	20,980	6,631	27,611
Lighting improvements at Michael J. Tully Park	09/20/16	41,960	13,262	55,222
Main Street Streetscape Improvements	09/20/16	4,144	1,310	5,454
New Cassel Community Center	09/20/16	97,661	30,868	128,529
North Hempstead Beach Park Pier Improvements	09/20/16	13,112	4,145	17,257
North Hempstead Beach Park Pier Improvements 2	09/20/16	7,867	2,487	10,354
North Hempstead Beach Park Pier Improvements 3	09/20/16	3,934	1,243	5,177
North Sheets Creek Improvments	09/20/16	74,688	23,607	98,295
Park Improvements	09/20/16	9,965	3,150	13,115

Schedule of 2023 Long Term Debt Payments

DESCRIPTION	ISSUED	2023 PRINCIPAL	2023 INTEREST	2023 P + I
Plans for New Crew Center at NH Beach Park	09/20/16	4,406	1,393	5,799
Pond Improvements at Plandome Park (dredging)	09/20/16	1,652	522	2,174
Port Washington Baywalk Improvements	09/20/16	13,112	4,145	17,257
Rehabilitation var ponds, streams and waterways	09/20/16	34,092	10,776	44,868
Removal and Replace of Oil Tank at Animal Shelter	09/20/16	367	116	483
Renovations of Clinton G. Martin Offices	09/20/16	4,039	1,277	5,316
Replacement of Kennels at the Town Animal Shelter	09/20/16	2,832	895	3,727
Restoration of Beacon Hill Bluff	09/20/16	1,626	514	2,140
Roof at Caemmerer Park	09/20/16	8,235	2,603	10,838
Roof Replacement at Clark Botanic Garden	09/20/16	17,413	5,504	22,917
Roslyn Pond Park Improvements - Phase 1	09/20/16	37,344	11,804	49,148
Roslyn Pond Park Improvements - Phase 1 2	09/20/16	52,449	16,578	69,027
Schumacher House	09/20/16	15,735	4,973	20,708
Schumacher House 2	09/20/16	10,490	3,316	13,806
Sewer System Improvements at NH Beach Park	09/20/16	5,088	1,608	6,696
SWMA Facilities Improvements	09/20/16	25,648	8,107	33,755
Under car capital projects ident in 2014 EPA Audit	09/20/16	13,112	4,145	17,257
Var capital projects relating to EPA 2014 Audit	09/20/16	26,225	8,289	34,514
Var capital projects relating to EPA 2014 Audit 2	09/20/16	6,556	2,072	8,628
Various Park Improve at Manhasset Valley Park	09/20/16	87,381	27,619	115,000
Various Park Improvements	09/20/16	10,490	3,316	13,806
Various Town Hall Improvements	09/20/16	3,934	1,243	5,177
Vehicle and Equipment Purchase for SWMA	09/20/16	10,490	3,316	13,806
Visioning design of North Hempstead Beach Park	09/20/16	5,245	1,658	6,903
Whitney Pond Park Pool Complex Improv. (Phase 1)	09/20/16	3,724	1,177	4,901
Whitney Pond Park Pool Complex Improv. (Phase 1) 2	09/20/16	13,112	4,145	17,257
Acquisition of Great Neck Arts Center	04/01/17	29,919	18,345	48,264
Acquisition of Landfill Maintenance Equipment	04/01/17	4,582	2,977	7,559
Acquisition of Vehicles	04/01/17	8,521	5,535	14,056
Clinton G. Martin - Parking Lot (2017 Series A)	04/01/17	7,574	4,920	12,494
Const. of Sound Abatement Animal Shelter	04/01/17	1,818	1,181	2,999
Construction of General Park Improvements	04/01/17	5,567	3,616	9,183
Construction of Sound Abatement	04/01/17	2,840	1,845	4,685
Construction of Various Park Improvements	04/01/17	5,264	3,419	8,683
Demolition Abatement of Grant Street School	04/01/17	15,527	10,086	25,613
Demolition Abatement of Grant Street School	04/01/17	6,438	4,182	10,620
Design of Aquatic Sand Removal	04/01/17	3,787	2,460	6,247
Dog Park Creation	04/01/17	4,734	3,075	7,809
Elevator improvements - Town Wide	04/01/17	3,787	2,460	6,247
Facility Improvements SWMA	04/01/17	3,787	2,460	6,247
Facility Improvements SWMA 838-2016	04/01/17	6,627	4,305	10,932
Fuschillo Park - General Improvements	04/01/17	7,385	4,797	12,182
Gas and Groundwater Monitoring System Upgrades	04/01/17	14,770	9,594	24,364
Gold Couast Arts Center - HVAC Replacement	04/01/17	2,462	1,599	4,061
Improve Alvin Petrus Recreation Facility	04/01/17	4,507	2,927	7,434
Improvements at Bunky Reid Park	04/01/17	11,361	7,380	18,741
Improvements to Alvin Petrus Recreation Facility	04/01/17	14,202	9,225	23,427
Improvements to Manhasset Valley Park	04/01/17	15,906	10,332	26,238
Improvements to the Facilities of SWMA	04/01/17	14,088	9,151	23,239
John D. Caemmerer Park Upgrades	04/01/17	2,840	1,845	4,685
Leachate System Improvements	04/01/17	18,935	12,300	31,235
Manorhaven Beach Park- Roof Replacement	04/01/17	12,119	7,872	19,991
Manorhaven Park General Improvement 280-2008	04/01/17	5,378	3,493	8,871
Manorhaven Park General Improvements	04/01/17	1,704	1,107	2,811
Manorhaven Park General Improvements	04/01/17	11,361	7,380	18,741
Manorhaven Park General Improvements	04/01/17	6,817	4,428	11,245
Michael J. Tully Park - Drainage Work	04/01/17	9,468	6,150	15,618
Michael J. Tully Park - Handball Court Restoration	04/01/17	5,681	3,690	9,371
Michael J. Tully Park - Methane Work	04/01/17	2,840	1,845	4,685
North Hempstead Beach Park - Sanitary System	04/01/17	4,766	3,096	7,862
North Hempstead Beach Park Pier	04/01/17	12,876	8,364	21,240
Port Wash & Roslyn Community Center	04/01/17	1,742	1,132	2,874
Purchasing of Equipment Vehicles - SWMA 807-2016	04/01/17	6,438	4,182	10,620
Purchasing of Equipment Vehicles - SWMA 807-2016	04/01/17	567	369	936
Removal Replacement Oil Tank Animal Shelter	04/01/17	227	148	375
Roslyn Pond Park Improvements - Phase 1	04/01/17	28,403	18,450	46,853
Sewer System Improvements at NH Beach Park	04/01/17	11,361	7,380	18,741
Town Facilities - ADA	04/01/17	1,894	1,230	3,124
Town Hall 2 - Various Improvement Parking Lot Septic	04/01/17	5,681	3,690	9,371
Town Hall 2 - Various Improvements - HVAC	04/01/17	3,787	2,460	6,247
Town Hall I & II Various Improvements	04/01/17	10,983	7,134	18,117
Tully Park General Improvements	04/01/17	10,661	6,925	17,586
Various Animal Shelter Improvements	04/01/17	4,734	3,075	7,809
Various Capital relating to EPA	04/01/17	4,734	3,075	7,809
Various Park Improvements	04/01/17	7,764	5,043	12,807
Various Park Improvements Bar Beach/N Hemp Beach	04/01/17	29,615	19,237	48,852
Various Park Improvements Manhasset Valley	04/01/17	20,753	13,481	34,234
Various Town Hall Improvements	04/01/17	4,734	3,075	7,809
Whitney Pond Park Pool Complex (Phase 1)	04/01/17	30,565	19,854	50,419
Whitney Pond Park Pool Complex Improv. (Phase 1)	04/01/17	13,255	8,610	21,865
Dock at Stepping Stones Lighthouse	09/28/17	3,124	1,272	4,396
Improvements to Animal Shelter	09/28/17	2,403	978	3,381
Improvements to Broadway Park	09/28/17	7,210	2,935	10,145
Manorhaven Park Improvements	09/28/17	4,326	1,761	6,087
Roslyn Community Center	09/28/17	4,807	1,957	6,764
Various Capital Projects (WTC, Mackey House, Fencing Improv) (835-2016)	09/28/17	1,923	783	2,706
Various Park Improvements (832-2016)	09/28/17	2,403	978	3,381
Main Street Streetscape Improvements	04/02/18	61,512	28,341	89,853
Acquisition Heavy Duty Equipment for use by SWMA	04/02/18	40,668	19,089	59,757
Acquisition Information Technology software and equipment	04/02/18	19,280	9,049	28,329
Acquisition of vehicles and equipment	04/02/18	21,027	9,869	30,896
Acquisition of vehicles and equipment (2)	04/02/18	1,205	566	1,771
Acquisition of vehicles and equipment (3)	04/02/18	1,566	735	2,301
Acquisition of vehicles and equipment (4)	04/02/18	5,350	2,511	7,861
Clark Botanic Gardens	04/02/18	6,025	2,828	8,853
Computer Hardware & Software	04/02/18	422	198	620
Computer Networking and Software/Hardware Upgrades	04/02/18	18,075	8,484	26,559
Construction of Dock for Non-Motorized vessels in Port Washington	04/02/18	42,174	19,796	61,970

Schedule of 2023 Long Term Debt Payments

DESCRIPTION	ISSUED	2023 PRINCIPAL	2023 INTEREST	2023 P + I
Construction of improvements to the Gold Coast Arts Center	04/02/18	904	424	1,328
Construction of Various Park Improvements - Bunky Reid Park	04/02/18	18,075	8,484	26,559
Construction of Various Park Improvements - Fuschillo Park Allocation	04/02/18	11,749	5,514	17,263
Construction of Various Park Improvements - Martin Bunky Reid Allocation	04/02/18	4,217	1,980	6,197
Construction of Various Park Improvements - Mary Jane Davies Green Park Allocation	04/02/18	15,062	7,070	22,132
Construction of Variuos Park Improvements - Broadway Park Allocation	04/02/18	12,729	5,975	18,704
Design Plans and Specifications Various Projects	04/02/18	3,012	1,414	4,426
Elevator Improvements	04/02/18	9,037	4,242	13,279
Gas and Groundwater Monitoring System	04/02/18	30,171	14,162	44,333
Improvements at Fuschillo Park	04/02/18	3,314	1,555	4,869
Improvements at Fuschillo Park	04/02/18	3,012	1,414	4,426
Installation of new fencing at various locations	04/02/18	6,025	2,828	8,853
Leachate System Improvements	04/02/18	21,087	9,898	30,985
Mill Pond Yacht House	04/02/18	12,063	5,662	17,725
Parks and Recreation Message Board	04/02/18	2,289	1,075	3,364
Purchasing of Equipment (805-2016)	04/02/18	6,236	2,927	9,163
Purchasing of Equipment (and Vehicles - Parks and Recreation	04/02/18	22,652	10,632	33,284
Purchasing of Vehicles (805-2016)	04/02/18	3,766	1,767	5,533
Restoration of Beacon Hill Bluff	04/02/18	1,566	735	2,301
SWMA Facility Improvements	04/02/18	6,025	2,828	8,853
System Wide Fencing Program	04/02/18	3,012	1,414	4,426
System Wide Fencing Program (2)	04/02/18	3,615	1,697	5,312
Town-wide Security Facility Improvements	04/02/18	4,820	2,262	7,082
Tully HVAC Review	04/02/18	10,544	4,949	15,493
Tully Park Handball Court	04/02/18	9,027	4,237	13,264
Tully Stadium Seating Study	04/02/18	3,012	1,414	4,426
Various Improvements Town Hall 2 Façade	04/02/18	3,012	1,414	4,426
Various projects for SWMA	04/02/18	15,062	7,070	22,132
Wetland Restoration North Hempstead Beach Park	04/02/18	6,025	2,828	8,853
Whitney Pond Park	04/02/18	27,112	12,726	39,838
Caemmerer Park Upgrades (2) Series B	09/26/18	4,252	5,452	9,704
Caemmerer Park Upgrades Series B	09/26/18	7,732	9,913	17,645
Courts at Bunky Reid Series B	09/26/18	1,939	2,486	4,425
Gas and Groundwater Monitoring System Series B	09/26/18	7,196	9,226	16,422
Leachate System Improvements	09/26/18	16,752	21,478	38,230
Mackey Horse Series B	09/26/18	870	1,115	1,985
North Hempstead Beach Park Sanitary System Series B	09/26/18	10,309	13,217	23,526
Various Park Improvements	09/26/18	2,320	2,974	5,294
HA1012 - BROADWAY PARK	03/28/19	2,643	1,147	3,790
HA1201 - RESTORATION OF BEACON HILL BLUFF	03/28/19	277,016	120,191	397,207
HA1304 - ACQUISITION OF SECURITY EQUIP	03/28/19	12,649	5,488	18,137
HA1404 - Acq Comp Hdwr&Sftwr-Res 180-2014	03/28/19	7,677	3,331	11,008
HA1617 - STEPPING STONES LIGHTHOUSE	03/28/19	16,676	7,235	23,912
HA1618 - HEMPSTEAD HARBOR TRAIL	03/28/19	6,167	2,676	8,843
HA1712 - 822-16 GAS & GRNDWTR MONITOR SWM	03/28/19	15,858	6,881	22,739
HA1724 - 832-16 DOG PARK CREATION	03/28/19	7,677	3,331	11,008
HA1724 - 832-16 DOG PARK CREATION	03/28/19	10,006	4,341	14,347
HA1730 - 834-16 TOWN HALL2 VAR IMPRV HVAC	03/28/19	32,598	14,143	46,741
HA1730 - 834-16 TOWN HALL2 VAR IMPRV HVAC	03/28/19	24,857	10,785	35,642
HA1730 - 834-16 TOWN HALL2 VAR IMPRV HVAC	03/28/19	13,278	5,761	19,039
HA1809 - 697-17 VAR SWMA PROJECTS	03/28/19	8,307	3,604	11,911
HA1818 - 656-2018 ACQ VEHICLES DPW	03/28/19	1,825	792	2,617
HA1901 - YWC INSULATION - RESO 636-2018	03/28/19	18,438	8,000	26,438
HA1902 - HARBOR PATROL EQUIP-RESO 656-2018	03/28/19	4,027	1,747	5,775
HA1904 - ANIM SHEL VAR IMPROV 634-2018	03/28/19	2,265	983	3,248
HA1904 - ANIM SHEL VAR IMPROV 634-2018	03/28/19	1,510	655	2,166
HA1904 - ANIM SHEL VAR IMPROV 634-2018	03/28/19	3,084	1,338	4,421
HA1905 - CGM Parking Lot	03/28/19	15,418	6,689	22,107
HA1906 - CGM CC HVAC 640-2018	03/28/19	3,084	1,338	4,421
HA1907 - HL VAR EQUIP 655-2018	03/28/19	12,208	5,297	17,505
HA1908 - HL VAR EQUIP 656-2018	03/28/19	9,251	4,014	13,264
HA1909 - HL COMPUTERS 651-2018	03/28/19	629	273	902
HA1910 - MANORHAVEN VAR IMPROV 636-2018	03/28/19	6,167	2,676	8,843
HA1911 - TULLY ELECTRICAL 627-2018	03/28/19	15,418	6,689	22,107
HA1912 - NHBP ENG VISIONING 644-2018	03/28/19	15,418	6,689	22,107
HA1913 - PARKS SYS WIDE IMPROV 636-2018	03/28/19	6,167	2,676	8,843
HA1914 - TOWN DOCK IMRPOV 636-2018	03/28/19	2,454	1,065	3,519
HA1915 - PW BAY WALK 647-2018	03/28/19	12,334	5,352	17,686
HA1916 - GPP BUILDING 636-2018	03/28/19	4,594	1,993	6,587
HA1917 - RP AND WATER MNGMT 626-2018	03/28/19	12,334	5,352	17,686
HA1918 - Acq Comp Hdwr&Sftwr-Res 672-2017	03/28/19	8,747	3,795	12,542
HA1919 - PARKS EQUIP SUP Z 656-2018	03/28/19	1,573	683	2,256
HA1920 - PARKS EQUIPMENT 654-2018	03/28/19	10,320	4,478	14,798
HA1921 - PARKS VEHICLE 654-2018	03/28/19	5,852	2,539	8,392
HA1922 - DOSA/CS BUS 656-2018	03/28/19	16,928	7,345	24,273
HA1923 - SWMA CONCRETE PAD 631-2018	03/28/19	7,677	3,331	11,008
HA1924 - SWMA HVAC UPGRADES 631-2018	03/28/19	21,207	9,201	30,409
HA1925 - SWMA ROB SLOPE MOWER 630-2018	03/28/19	15,418	6,689	22,107
HA1926 - 911 MEMORIAL 835-2016	03/28/19	1,510	655	2,166
IMPROVEMENTS TO PARKING LOTS AND WALKWAYS IN THE TOWN	09/26/19	7,778	8,281	16,060
IMPROVEMENTS TO THE BLUFFS AT BEACON HILL	09/26/19	50,393	53,654	104,047
HVAC IMPROVEMENTS AT MICHAEL J. TULLY PARK	09/26/19	2,778	2,958	5,736
Refunding-Various Improvements to Town Buildings (2020 Series B)	08/11/20	4,794	373	5,167
Refunding-Improvements to Various Parks in the Town (2020 Series B)	08/11/20	6,208	483	6,691
Feasibility Study of Animal Shelter	08/11/20	730	844	1,573
Town Hall 2 Roof and HVAC	08/11/20	2,607	3,013	5,619
9/11 Memorial Creation at Manhasset Valley Park	08/11/20	4,171	4,820	8,991
Beacon Hill Bluffs	08/11/20	1,397	1,615	3,012
Additional Soil Sampling for Town Dock ASR	08/11/20	676	781	1,456
Electrical Service Upgrades	08/11/20	26,067	30,128	56,195
Broadway Park - Resurfacing/Painting of Tennis and Volley Ball Courts	08/11/20	3,124	3,610	6,734
Broadway Park - HVAC and Door Replacement	08/11/20	938	1,085	2,023
Manorhaven Beach Park - Resurfacing/Painting of Basketball Courts	08/11/20	1,835	2,121	3,956
Dance Floor Replacement at YWCCC	08/11/20	1,564	1,808	3,372
Replacement of Playground at Ridders Pond Park	08/11/20	2,607	3,013	5,619
Various Park Improvements	08/11/20	2,085	2,410	4,496
Super Zs (3) for Parks Department	08/11/20	782	904	1,686
Sand Pros (2) for Parks Department	08/11/20	931	1,076	2,008

Schedule of 2023 Long Term Debt Payments

DESCRIPTION	ISSUED	2023 PRINCIPAL	2023 INTEREST	2023 P + I
Ford F550 and Skid Steer for Parks Department	08/11/20	3,368	3,893	7,260
Construction of various improvements to the facilities of SWMA	08/11/20	17,152	19,824	36,976
Preparation of design plans and specs for SWMA	08/11/20	4,692	5,423	10,115
Replacement of the doors at the Transfer Station	08/11/20	5,297	6,122	11,419
Safe Boat GPS, Radar and Sounder	08/11/20	229	265	495
Emergency Management Vehicle	08/11/20	834	964	1,798
Equipment for SWMA (2020 Series B)	08/11/20	7,701	600	8,300
Landfill Improvements (2020 Series B)	08/11/20	5,373	418	5,791
Mill Pond Rehabilitation (2020 Series B)	08/11/20	62,682	4,880	67,562
Refunding-Acq. Of Land for Open Space Preservation (2020 Series B)	08/11/20	31,433	2,447	33,881
Refunding-Acq. Of Machinery & Apparatus (2020 Series B)	08/11/20	786	61	847
Refunding-cq. Of Equipment & Machinery (2020 Series B)	08/11/20	393	31	424
Engineering Services for Fuschillo Park Improvements - 2020 Series C	09/24/20	1,465	687	2,152
Martin "Bunky" Reid Park Pool Improvements - 2020 Series C	09/24/20	17,579	8,248	25,827
20' Showmobile - 2020 Series C	09/24/20	6,035	2,832	8,867
Super Zs (3) for Parks Department - 2020 Series C	09/24/20	2,197	1,031	3,228
Construction of various improvements to the facilities of SWMA - 2020 Series C	09/24/20	4,395	2,062	6,457
Replacement of the doors at the Transfer Station - 2020 Series C	09/24/20	11,485	5,389	16,874
SWMA Equipment - 2020 Series C	09/24/20	7,617	3,574	11,192
East Hills Building Purchase (Series E)	12/18/20	66,389	18,382	84,771
Refunding-Acq/Dev of Morewood Property - 2004 Ref. [2014 Series A] (2020 Series F)	12/18/20	203,678	10,497	214,175
Refunding-Acquisition of Equip. for Harbor Links-1 - 2005 Bonds [2014 Series A](2020 Series F)	12/18/20	1,015	52	1,067
Refunding-Acquisition of Equip. for Harbor Links-2- 2005 Bonds [2014 Series A](2020 Series F)	12/18/20	652	34	686
Refunding-Const of Clubhouse at Harbor Links Golf Course - 2005 Bonds [2014 Series A](2020 Series F)	12/18/20	54,655	2,817	57,472
Bar Beach Boat Ramp Improvements [2014 Series C] (2020 Series F)	12/18/20	5,946	1,139	7,085
Bar Beach Boat Ramp Improvements [2014 Series C] (2020 Series F)	12/18/20	8,398	1,608	10,006
Bar Beach Wetlands Improvements [2014 Series C] (2020 Series F)	12/18/20	1,916	367	2,283
Construction of Hempstead Harbor Trail Improvements [2014 Series C] (2020 Series F)	12/18/20	5,270	1,009	6,279
Construction of Swalm Street Park Improvements [2014 Series C] (2020 Series F)	12/18/20	2,182	418	2,600
Improvements to North Sheets Creek [2014 Series C] (2020 Series F)	12/18/20	30,458	5,833	36,291
Manorhaven Park Pool Reconstruction [2014 Series C] (2020 Series F)	12/18/20	39,031	7,475	46,506
Manorhaven Park Pool Reconstruction [2014 Series C] (2020 Series F)	12/18/20	147,787	28,303	176,090
Reconstruction of Tully Park Pool [2014 Series C] (2020 Series F)	12/18/20	265,462	50,839	316,301
Reconstruction of Tully Park Pool [2014 Series C] (2020 Series F)	12/18/20	228,221	43,707	271,928
Harbor Links Golf Facility Improvements -2014 Series D (2020 Series F)	12/18/20	5,000	718	5,718
Refunding - Construction of Golf Clubhouse at Harbor Links Facility (2007 B) - 2015 Series A (2020 Series F)	12/18/20	181,728	17,436	199,164
Refunding - Harbor Links Golf Facility Const or Improvements (2007A) - 2015 Series A (2020 Series F)	12/18/20	2,182	209	2,391
Refunding - Harbor Links Golf Facility Equipment Acquistion (2007A) - 2015 Series A (2020 Series F)	12/18/20	1,091	105	1,195
Refunding - Acq of Morewoodl Property - 9 Hole [2015 Series C] (2020 Series F)	12/18/20	563,345	5,633	568,979
Refunding - Acq of Real Property - MOREWOOD [2015 Series C] (2020 Series F)	12/18/20	48,262	483	48,745
Refunding - Harbor Links Golf Course Construction 3 [2015 Series C] (2020 Series F)	12/18/20	126,154	1,262	127,416
Refunding - Harbor Links Golf Course - Utility Services [2015 Series C] (2020 Series F)	12/18/20	32,238	322	32,560
Acquisition of Golf Course Equip at Harbor Links (2020 Series F)	12/18/20	1,098	268	1,366
Construct new concesstion building at Harbor Links (2020 Series F)	12/18/20	54,899	13,387	68,286
Grounds Maintenance Equipment at Harbor Links (2020 Series F)	12/18/20	9,003	2,195	11,199
Acquisitiom of Grounds Maintenance Equipment at Harbor Links (2020 Series F)	12/18/20	5,153	1,928	7,081
Harbor Links - Tee Repair #3 (2020 Series F)	12/18/20	2,551	955	3,506
Harbor Links General Improvements (2020 Series F)	12/18/20	7,653	2,864	10,517
Harbor Links General Improvements 818-2016 (2020 Series F)	12/18/20	5,357	2,005	7,362
Construction Improvements to Harbor Links Golf (2020 Series F)	12/18/20	4,286	1,604	5,889
Acquisition of equipment - Harbor Links Golf Course (2020 Series F)	12/18/20	2,146	407	2,553
Acquisition of equipment - Harbor Links Golf Course (2) (2020 Series F)	12/18/20	6,285	1,192	7,477
Acquisition of equipment - Harbor Links Golf Course (3) (2020 Series F)	12/18/20	26,672	5,059	31,731
Construction of improvements to Harbor Links Golf Course (2020 Series F)	12/18/20	28,090	5,328	33,418
Harbor Links - General Improvements (2020 Series F)	12/18/20	31,041	5,888	36,929
Harbor Links - General Improvements (2 (2020 Series F))	12/18/20	766	145	912
Town-wide GIS Asset mapping Management	03/25/21	1,794	1,180	2,974
GIS Asset Mapping	03/25/21	3,498	2,301	5,800
GIS Asset Mapping	03/25/21	2,377	1,564	3,941
Acquisition of Various Vehicles and Equipment	03/25/21	5,509	3,624	9,133
HVAC Improvements at Michael J. Tully Park	03/25/21	12,398	8,154	20,552
Design & Specs. - North Hempstead Beach Park & Coastline Visioning Project	03/25/21	18,796	12,363	31,159
Construction Improvements to the Town Landfill	03/25/21	21,415	14,085	35,499
Construction of Various Improvements to Town's Solid Waste Management Authority	03/25/21	13,074	8,599	21,673
Construction of Town Hall Improvements	03/25/21	2,254	1,483	3,737
Design & Specs. -Various Projects in and for the Town	03/25/21	2,254	1,483	3,737
Various Software and Hardware Upgrades and Enhancements	03/25/21	9,017	5,930	14,947
Installation of New Fencing at Various Locations in the Town	03/25/21	7,634	5,021	12,655
Construction of Various Park Improvements	03/25/21	4,508	2,965	7,474
Acquisition of Various Vehicles and Equipment	03/25/21	6,402	4,211	10,612
Acquisition of Various Vehicles and Equipment	03/25/21	541	356	897
Construction of Improvements to Various Parks	03/25/21	22,542	14,826	37,368
Acquisition of Various Vehicles and Equipment	03/25/21	1,566	1,030	2,595
Acquisition of Various Vehicles and Equipment	03/25/21	2,930	1,927	4,857
Acquisition of a Harbor Patrol Boat	03/25/21	4,485	2,950	7,435
Acquisition of Heavy-Duty Vehicles and Equipment	03/25/21	4,734	3,114	7,847
Design & Specs. -Various Projects in and for the Town	03/25/21	6,762	4,448	11,210
HVAC Improvements at Michael J. Tully Park	09/23/21	22,739	13,025	35,764
Pool Improvements at Martin "Bunky" Reid Park	09/23/21	39,931	22,874	62,805
Construction of Various Improvements to the Facili	09/23/21	29,675	16,999	46,675
Construction of Town Hall Improvements	09/23/21	53,582	30,694	84,276
Construction of Improvements to Town Landfill	09/23/21	4,278	2,451	6,729
Pool Improvements at Manorhaven Beach Park	09/23/21	8,527	4,885	13,412
Pool Improvements at Manorhaven Beach Park (2)	09/23/21	8,557	4,902	13,458
HVAC Improvements at Michael J. Tully Park (2)	09/23/21	65,785	37,684	103,469
Preparation of Design Plans and Specifications for	09/23/21	4,278	2,451	6,729
Acquisition of Various Vehicles and Equipment	09/23/21	2,085	1,194	3,279
Acquisition of Various Vehicles and Equipment	09/23/21	2,282	1,307	3,589
Michael J. Tully Park Facility Improvements	03/24/22	16,516	7,542	24,059
Michael J. Tully Park - Parking Lot Reconstruction	03/24/22	13,075	5,971	19,047
Michael J. Tully Park - Parking Lot Reconstruction	03/24/22	42	19	61
Authorizing Stabilization Projects for Bayview Avenue and Robert Dayton Park	03/24/22	12,023	5,490	17,513
The Installation of New Fencing at Various Locations in the Town	03/24/22	5,173	2,362	7,535
The construction of various improvements to the facilities of the Town of North Hempstead Solid Waste Management Authority	03/24/22	52,296	23,882	76,178
The construction of various improvements to the facilities of the Town of North Hempstead Solid Waste Management Authority	03/24/22	69,038	31,527	100,565
The construction of a parking lot at Manhasset Valley Park	03/24/22	8,602	3,928	12,531
The acquisition of various vehicles and equipment for use by the Town	03/24/22	12,168	5,557	17,725
The acquisition of various heavy-duty vehicles and equipment	03/24/22	12,945	5,911	18,856

Schedule of 2023 Long Term Debt Payments

DESCRIPTION	ISSUED	2023 PRINCIPAL	2023 INTEREST	2023 P + I
The acquisition of various vehicles and equipment for use by the Town	03/24/22	6,213	2,837	9,051
The acquisition of various vehicles and equipment for use by the Town	03/24/22	21,600	9,864	31,464
The construction of various park improvements	03/24/22	17,303	7,902	25,204
The construction of improvements to various parks	03/24/22	19,848	9,064	28,912
The construction of various improvements to Michael J. Tully Park	03/24/22	76,805	35,074	111,879
The reconstruction of the parking lot at the Public Safety Building in Roslyn Heights	03/24/22	12,903	5,893	18,796
The construction of various park improvements	03/24/22	17,259	7,882	25,141
The construction of building improvements at the Town Dock	03/24/22	24,516	11,196	35,712
The acquisition of various vehicles and equipment for use by the Town	03/24/22	6,346	2,898	9,243
The acquisition of various vehicles and equipment	03/24/22	9,320	4,256	13,576
Equipment and apparatus required to establish and operate an oyster farm in the Town	03/24/22	8,602	3,928	12,531
The construction of improvements to Harbor Links Golf Course	03/24/22	25,038	9,511	34,549
The acquisition of various vehicles and equipment for use by the Town	03/24/22	1,721	654	2,375
The acquisition of various vehicles and equipment	03/24/22	536	204	739
Various vehicles and equipment for Harbor Links Golf Course	03/24/22	7,308	2,776	10,083
TOTAL GENERAL FUND		9,124,746	2,960,495	12,085,241
TOWN OUTSIDE VILLAGE				
HD1904 - BLDG IT UPGRADES 651-2018	03/28/19	24,605	10,676	35,281
HD1905 - BLDG IT HARDWARE 651-2018	03/28/19	1,259	546	1,805
HD1906 - 2019 BUILDING VEHICLES 656-2018	03/28/19	8,244	3,577	11,821
HD1908 - 2019 CE LPR 651-2018	03/28/19	1,825	792	2,617
Various Software and Hardware Upgrades and Enhance	09/23/21	28,522	16,338	44,861
Culvert replacement at Leeds Pond	09/20/16	10,490	3,316	13,806
Leeds Park Series B	09/26/18	5,155	6,609	11,764
Refunding-Acq & Install. of Hwy Salt Storage -2005 Bonds [2014 Series A]	04/16/14	4,068	285	4,353
Refunding-Acq of Various Equip.by Hwy Dept - 2005 Bonds [2014 Series A]	04/16/14	43,804	3,068	46,872
Refunding-Prep. of Design & Specs for Hwy & Drainage - 2005 Bonds [2014 Series A]	04/16/14	9,700	679	10,379
Refunding-Prepare Design Plans & Specs for Road Improvement - 2005 Bonds [2014 Series A]	04/16/14	6,258	438	6,696
Refunding-Reconst of Various Town Roads - 2005 Bonds [2014 Series A]	04/16/14	113,266	7,933	121,199
Refunding-Resurfacing Various Roads - 2005 Bonds [2014 Series A]	04/16/14	71,292	4,993	76,285
Refunding-Road Reconstruction - 2005 Bonds [2014 Series A]	04/16/14	108,885	7,626	116,511
Refunding-Road Resurfacing - 2005 Bonds [2014 Series A]	04/16/14	17,835	1,249	19,084
Refunding - Acquisition of Highway Equipment (2006) - 2015 Series A	04/16/15	38,666	4,424	43,090
Refunding - Acquisition of Machinery & Apparatus (2006) - 2015 Series A	04/16/15	20,965	2,398	23,363
Refunding - Albertson Road Reconstruction & Related Drainage (2007B) - 2015 Series A	04/16/15	9,372	1,352	10,724
Refunding - Construction of Curb and Sidewalk Improvments - New Hyde Park (2007 B) - 2015 Series A	04/16/15	2,721	393	3,114
Refunding - Drainage Improvements (2006) - 2015 Series A	04/16/15	200,886	22,982	223,868
Refunding - Highway Repaving (2006) - 2015 Series A	04/16/15	90,021	10,299	100,320
Refunding - Oak Ridge Reconstruction/Drainage Improvements (2007 B) - 2015 Series A	04/16/15	6,046	872	6,918
Refunding - Repaving of Certain Roads - 2005 (2006) - 2015 Series A	04/16/15	77,334	8,847	86,181
Reconstruction of Plandome Road	04/01/16	22,844	10,303	33,147
Replace Fuel Tanks at Albertson Highway	04/01/16	7,335	3,308	10,643
Stormwater Pump Station Albertson	04/01/16	6,733	3,036	9,769
Acq of Highway Equip	09/20/16	35,288	11,154	46,442
Acquisition of Various Highway Equipment	09/20/16	367	116	483
Acquisition of vehicles for use by the Highway Dept	09/20/16	41,960	13,262	55,222
Annual Road Paving	09/20/16	104,899	33,156	138,055
Construction of var improvements to Plandome Road	09/20/16	2,622	829	3,451
Drainage Improvements in Carle Place /Mineola	09/20/16	41,570	13,139	54,709
Essex Court Improvement Project	09/20/16	2,518	796	3,314
HVAC imporvements to DPW building	09/20/16	10,490	3,316	13,806
Port Washington Salt Storage Facility Improvements	09/20/16	26,225	8,289	34,514
Port Washington Senior Center Parking Lot Improve	09/20/16	2,622	829	3,451
Purchase of Highway Vehicles and Equipment	09/20/16	41,960	13,262	55,222
Reconstruction of Var Roads - Essex Ct Area of PW	09/20/16	4,720	1,492	6,212
Reconstruction of Various Roads - Carle Place	09/20/16	122,732	38,793	161,525
Repaving and reconstruction of Industrial Roads	09/20/16	18,357	5,802	24,159
Road Reconstruction and Repaving	09/20/16	68,918	21,784	90,702
Road Reconstruction and Repaving	09/20/16	16,522	5,222	21,744
Road reconstruction and repaving	09/20/16	104,899	33,156	138,055
Roslyn Train Parking Lot Improvements	09/20/16	15,210	4,808	20,018
Stormwater Drainage Improvement Carle Place	09/20/16	50,456	15,948	66,404
Stormwater Pump Station	09/20/16	25,333	8,007	33,340
Allen Drive and Summer Drive - Great Neck Drainage (2017 Series A)	04/01/17	3,030	1,968	4,998
Annual Road Repaving - Industrial Areas (2017 Series A)	04/01/17	7,574	4,920	12,494
Annual Road Repaving (2017 Series A)	04/01/17	83,314	54,119	137,433
Denton Avenue DPW Building - HVAC Replacement (2017 Series A)	04/01/17	30,335	19,704	50,039
Drainage on Plandome Road (2017 Series A)	04/01/17	3,787	2,460	6,247
Emergency Repairs Storm Water Drain Pipe Tully (2017 Series A)	04/01/17	16,550	10,750	27,300
Environmental Protection Agency (EPA) Compliance (2017 Series A)	04/01/17	40,332	26,199	66,531
Fuel Tank Replacement Denton Avenue Highway Yard (2017 Series A)	04/01/17	24,351	15,818	40,169
Fuel Tank Replacement Denton Avenue Highway Yard (2017 Series A)	04/01/17	9,468	6,150	15,618
Heavy Duty Maintenance Equipment (2017 Series A)	04/01/17	9,543	6,199	15,742
Herbert Avenue, Port Washington - Road Reconstrucion (2017 Series A)	04/01/17	1,894	1,230	3,124
Highways Vehicle & Equipment Replacement (2017 Series A)	04/01/17	30,297	19,680	49,977
Mill Pond Park - Curb Work (2017 Series A)	04/01/17	5,681	3,690	9,371
Port Washington Salt Dome (2017 Series A)	04/01/17	9,468	6,150	15,618
Reconstruction Various Roads Essex Ct Area PW (2017 Series A)	04/01/17	9,543	6,199	15,742
Repaving and Resurfacing (2017 Series A)	04/01/17	11,361	7,380	18,741
Repaving of Various Roads (2017 Series A)	04/01/17	66,842	43,418	110,260
Salt Storage Facility at the Denton Avenue (2017 Series A)	04/01/17	8,900	5,781	14,681
Stormwater Pump Albertson (2017 Series A)	04/01/17	8,635	5,609	14,244
Various Drainage Improvements in the Town (2017 Series A)	04/01/17	29,577	19,212	48,789
Acquisition of Highway Equipment	09/28/17	6,787	2,763	9,550
Roof Replacement - Denton Avenue	04/02/18	3,012	1,414	4,426
Acquisition Heavy Duty Vehicles and equipment	04/02/18	602	283	885
Acquisition Heavy Duty Vehicles and equipment - 2	04/02/18	131,042	61,507	192,549
Acquisition of Vehicles & Equipment (673-2017)	04/02/18	6,627	3,111	9,738
Buildings Department Vehicle Replacement (806-2016)	04/02/18	6,025	2,828	8,853
Construction of Road Improvements	04/02/18	162,673	76,354	239,027
Construction of Road Improvements Concrete	04/02/18	15,062	7,070	22,132
Drainage Improvements to Allen Drive and Summer Ave in Great Neck	04/02/18	5,432	2,550	7,982
Improvements to DPW/Highway Facilities - Bay Door Replacement	04/02/18	6,025	2,828	8,853
Improvements to DPW/Highway Facilities - LED Light	04/02/18	3,012	1,414	4,426
Improvements to DPW/Highway Facilities - Lifts	04/02/18	9,037	4,242	13,279
Improvements to DPW/Highway Facilities - Various 1	04/02/18	3,012	1,414	4,426

Schedule of 2023 Long Term Debt Payments

DESCRIPTION	ISSUED	2023 PRINCIPAL	2023 INTEREST	2023 P + I
Improvements to Parking Lots and Walkways - Mill Pond Curb	04/02/18	15,080	7,078	22,158
Public Safety Vehicle Replacement (806-2016)	04/02/18	1,717	806	2,523
Reconstruction of Grand Boulevard	04/02/18	37,595	17,646	55,241
Replacement HVAC Denton Avenue DPW Building	04/02/18	60,189	28,251	88,440
Roslyn Train Station - Median removal and striping	04/02/18	1,807	848	2,655
Denton Avenue Roof Repalcement Series B	09/26/18	1,289	1,652	2,941
Road Repaving Series B	09/26/18	33,504	42,955	76,459
HD1801 - 676-17 HIGHWAY BAY DOOR REPLCMT	03/28/19	6,167	2,676	8,843
HD1804 - 680-17 CNSTR ROAD IMP CONCRETE	03/28/19	30,773	13,351	44,124
HD1901 - 2019 INDUSTRIAL RDS 535-2017	03/28/19	12,334	5,352	17,686
HD1902 - 2019 RESIDENTIAL RDS 678-2017	03/28/19	216,919	94,116	311,034
HD1903 - DRAINAGE IMPROV 642-2018	03/28/19	11,831	5,133	16,964
HD1907 - 2019 HWY EQUIP & VEHICLES 625-2018	03/28/19	91,689	39,781	131,470
HD722 - RECONSTRUCTION OF GRAND BLD	03/28/19	7,174	3,113	10,287
CONSTRUCTION OF ROAD IMPROVEMENTS (Concrete Roads)	09/26/19	6,945	7,394	14,339
Residential Road Resurfacing	08/11/20	20,853	24,102	44,956
Industrial Road Resurfacing	08/11/20	5,213	6,026	11,239
Concrete Road	08/11/20	18,872	21,813	40,685
Acquisition of Highway Equipment (2020 Series B)	08/11/20	7,250	564	7,814
Albertson Area Road Reconstruction (2020 Series B)	08/11/20	71,636	5,577	77,214
Refunding-Reconstruction for Various Roads in the Town (2020 Series B)	08/11/20	16,502	1,285	17,787
Refunding-Reconstruction for Various Roads in the Town (2020 Series B)	08/11/20	40,345	3,141	43,486
Repaving of Various Roads (2020 Series B)	08/11/20	37,922	2,953	40,875
Repaving of Various Roads (2020 Series B)	08/11/20	68,055	5,299	73,353
Residential Road Resurfacing - 2020 Series C	09/24/20	140,630	65,987	206,618
Highway Department Equipment and Vehicles - 2020 Series C	09/24/20	58,596	27,495	86,091
Acquisition of Highway Equipment (Series E)	12/18/20	33,672	9,323	42,995
Albertson Road Reconstruction (Series E)	12/18/20	27,726	7,677	35,403
Highway Equipment (Series E)	12/18/20	8,764	2,427	11,190
Highway Equipment (Series E)	12/18/20	9,513	2,634	12,147
Highway Equipment (Series E)	12/18/20	6,400	1,772	8,172
Highway Equipment (Series E)	12/18/20	2,883	798	3,681
Repaving Various Roads (Series E)	12/18/20	109,490	30,316	139,807
Port Washington Drainage Study [2014 Series C] (2020 Series F)	12/18/20	1,378	264	1,642
Prospect Avenue Road Reconstruction [2014 Series C] (2020 Series F)	12/18/20	2,195	420	2,616
Resurfacing of Various Roads [2014 Series C] (2020 Series F)	12/18/20	106,319	20,361	126,680
Leeds Pond Culvert Repair Town-wide GIS Asset Mapping Management	03/25/21	10,468	6,885	17,354
Construction of a Vehicle Washing Station	03/25/21	24,805	16,315	41,120
Acquisition of Heavy-Duty Vehicles and Equipment for the Highway Department	03/25/21	22,353	14,702	37,054
Acquisition of Heavy-Duty Vehicles and Equipment for the Highway Department	03/25/21	131,677	86,608	218,285
Various Drainage Improvements in the Town	03/25/21	18,033	11,861	29,894
Construction of Road Improvements	03/25/21	21,396	14,072	35,468
Construction of Road Improvements	03/25/21	13,310	8,754	22,064
Construction of Road Improvements	03/25/21	144,903	95,306	240,209
The construction of road improvements	03/24/22	238,738	174,446	413,184
The construction of road improvements	03/24/22	2,800	2,046	4,846
The acquisition of heavy-duty equipment and vehicles for use by the Highway Department	03/24/22	84,261	61,569	145,830
The preparation of design plans and specification for various projects	03/24/22	16,869	12,326	29,196
Concrete Road Improvements	03/24/22	53,466	39,068	92,534
Roof Replacement at the Denton Avenue Department of Public Works Building	03/24/22	134,388	98,197	232,585
TOTAL TOWN OUTSIDE VILLAGE FUND		4,691,323	1,956,455	6,647,778
TOWN OPERATED SPECIAL DISTRICTS				
Improvement of facilities of the Harbor Hills Park District	04/02/18	4,519	2,121	6,640
Improvement of facilities of the Harbor Hills Park Park District (pool mechanical systems)	09/26/19	13,890	14,788	28,678
Pool Improvement Project at Harbor Hills	08/11/20	6,256	7,231	13,487
Increase and Improvement of the Facilities of the Harbor Hills Park District	03/25/21	5,185	3,410	8,595
Increase & Improvement of the Facilities of Harbor Hills	09/23/21	29,758	17,047	46,805
TOTAL HARBOR HILLS:		59,608	44,597	104,204
Refunding - Manhasset Bay Park District (2007 B) - 2015 Series A	04/16/15	9,100	1,313	10,413
TOTAL MANHASSET BAY PARK DISTRICT:		9,100	1,313	10,413
New Hyde Special Park District - CGM Pool (2017 Series A)	04/01/17	265,096	172,197	437,293
New Hyde Park District (29-2017)	09/28/17	25,124	10,306	35,430
New Hyde Park District (338-2017)	09/28/17	400,000	164,086	564,086
New Hyde Park District (388-2015)	09/28/17	5,000	2,051	7,051
New Hyde Park District (402-2016)	09/28/17	294,876	120,962	415,838
Improvement of facilities of the New Hyde Park Park District	04/02/18	60,249	28,279	88,528
New Hyde Park District (388-2015)	04/02/18	23,196	10,888	34,084
TOTAL CLINTON G. MARTIN PARK DISTRICT:		1,073,541	508,769	1,582,310

Schedule of 2023 Long Term Debt Payments

DESCRIPTION	ISSUED	2023 PRINCIPAL	2023 INTEREST	2023 P + I
Improve facilities - PW Public Parking District	09/20/16	5,245	1,658	6,903
Port Washington Public Parking District - Parking Lot 19-2017 (2017 Series A)	04/01/17	11,854	7,700	19,554
Port Washington Public Parking District - Parking Lot 223-2016 (2017 Series A)	04/01/17	7,574	4,920	12,494
Port Washington Public Parking Improvement - Parking Lot	04/02/18	8,194	3,846	12,040
Port Washington Public Parking Improvement - Vehicle Acquisition	04/02/18	5,078	2,383	7,461
Port Washington Public Parking Improvement	09/26/18	4,819	6,179	10,998
Inc & Imprv of the Facilities- PW Parking Dist (Series E)	12/18/20	265,163	73,420	338,583
Increase and Improvement of Facilities of the Port Washington Public Park District	03/25/21	3,381	2,224	5,605
The increase and improvement of facilities of the Port Washington Public Parking District	03/24/22	31,265	40,586	71,851
TOTAL PORT WASHINGTON PUBLIC PARKING PARK DISTRICT:		342,573	142,916	485,489
Improve facilities - North Hempstead Sidewalk Dist	09/20/16	5,245	1,658	6,903
Plandome Road, Manhasset - Sidewlak over LIRR Track (2017 Series A)	04/01/17	2,840	1,845	4,685
Fairway Drive - Sidewalk District	04/02/18	2,681	1,258	3,939
Improvement of facilities - North Hempstead Sidewalk District - Area study	04/02/18	3,012	1,414	4,426
Improvement of facilities - North Hempstead Sidewalk District - Equipment	04/02/18	4,519	2,121	6,640
Improvement of facilities - North Hempstead Sidewalk District - Equipment (2)	04/02/18	1,506	707	2,213
Improvement of facilities - North Hempstead Sidewalk District - Sidewalk repair	04/02/18	30,125	14,139	44,264
HC1603 - SIDEWALK REPAIRS	03/28/19	6,167	2,676	8,843
HC1603 - SIDEWALK REPAIRS	03/28/19	20,956	9,092	30,048
HC1802 - 24-2018 SIDEWALK EQUIPMENT	03/28/19	9,251	4,014	13,264
Sidewalk Equipment - Area Study	09/26/19	1,389	1,479	2,868
Dump Body F-550 for Sidewalk District	08/11/20	1,606	1,856	3,462
Sidewalk Improvements	08/11/20	11,772	13,606	25,377
Safe Routes to Schools Port Washington	03/25/21	19,906	9,236	29,142
Acquisition of Various Vehicles and Equipment - Sidewalk District	03/25/21	25,877	12,007	37,884
Acquisition of Various Vehicles and Equipment - Sidewalk District	03/25/21	4,217	1,957	6,174
Improvements to facilities at the North Hempstead Sidewalk District	03/24/22	24,679	18,033	42,712
TOTAL SIDEWALK DISTRICT:		175,747	97,097	272,844
COMMISSIONER OPERATED SPECIAL DISTRICTS				
Refunding-Albertson Water Dist (2) -Improve Facilities - 2005 Bonds [2014 Series A]	04/16/14	105,131	7,363	112,494
Refunding-Albertson Water Dist-Improve Facilities - 2005 Bonds [2014 Series A]	04/16/14	30,663	2,148	32,811
Refunding - Albertson Water Dist Incr. & Improve Facilities (2006) - 2015 Series A	04/16/15	72,500	8,294	80,794
Refunding - Improvements of Facilities at Albertson Water District (2007B) - 2015 Series A	04/16/15	9,070	1,309	10,379
Increase & Improve Facilities - Albertson Water Dist	09/20/16	82,398	26,044	108,442
Increase & Improve Facilities - Albertson Water Dist	09/20/16	39,337	12,434	51,771
Albertson Water - Improvement of Facilities (2017 Series A)	04/01/17	4,393	2,854	7,247
Improve Facilities Albertson Water District (2017 Series A)	04/01/17	92,708	60,220	152,928
Refunding-Albertson Water District (2020 Series B)	08/11/20	2,436	190	2,626
Refunding-Albertson Water District (2020 Series B)	08/11/20	6,837	532	7,369
TOTAL ALBERTSON WATER DISTRICT:		445,473	121,387	566,860
Belgrave WPCD - SERIES 2006 C (2015 Series D)	07/28/06	115,000	13,062	128,062
Belgrave WPC EFC 2012E (EFC-refunding of 2002F)	11/15/12	85,000	1,342	86,342
Belgrave WPC EFC 2012E (Refund EFC 2003A)	11/15/12	45,000	2,034	47,034
Refunding-Belgrave WPC Dist Improvements - 2005 Bonds [2014 Series A]	04/16/14	15,019	1,052	16,071
Refunding - Increase and Improvements to Belgrave WPCD (2007 B) - 2015 Series A	04/16/15	82,837	11,954	94,791
Increase and Improvements of Facitities Belgrave WPCD [2014 Series C] (2020 Series F)	12/18/20	108,211	20,723	128,934
Increase and Improvements of Facitities Belgrave WPCD Equipment [2014 Series C] (2020 Series F)	12/18/20	93,640	17,933	111,573
TOTAL BELGRAVE WATER POLLUTION CONTROL DISTRICT:		544,707	68,100	612,807
Refunding- Carle Place Water Dist Improvements (2006) - 2015 Series A	04/16/15	34,135	3,905	38,040
Improve Facilities Carle Place Water District (2017 Series A)	04/01/17	271,761	176,527	448,288
Increase & Improve Carle Place Water 75-2013 (2017 Series A)	04/01/17	18,783	12,201	30,984
Carle Place Water	09/28/17	167,810	68,316	236,126
The increase and improvement of facilities of the Carle Place Water District	03/24/22	117,200	152,145	269,345
TOTAL CARLE PLACE WATER DISTRICT DISTRICT:		609,689	413,095	1,022,784
Garden City Park (2017 Series B)	04/01/17	27,612	34,134	61,746
Garden City Park (2017 Series B)	04/01/17	23,701	29,299	53,000
Garden City Park (2017 Series D)	09/29/17	125,000	124,500	249,500
Garden City Park (2018 Series B)	09/26/18	128,863	165,213	294,076
INCREASE AND IMPROVEMENT OF FACILITIES OF THE GARDEN CITY PARK WATER/FIRE DISTRICT	03/28/19	30,773	13,351	44,124
Garden City Park Water Fire District - various water improvements	09/26/19	27,779	29,577	57,356
Garden City Park Water/Fire District	08/11/20	22,626	26,151	48,777
TOTAL GARDEN CITY PARK WATER DISTRICT DISTRICT:		386,354	422,225	808,579
Refunding - Great Neck Park District (2006) - 2015 Series A	04/16/15	90,626	10,368	100,994
Increase and Improve Great Neck Park District Facilities (Series C)	09/20/16	78,092	66,471	144,563
Increase and Improve Great Neck Park District Facilities 2 (Series C)	09/20/16	27,449	23,364	50,813
Great Neck Park (2017 Series B)	04/01/17	47,402	58,598	106,000
Improve Facility of Great Neck Park (2017 Series A)	04/01/17	14,768	9,594	24,362
Great Neck Renovations & Improvements (2020 Series B)	08/11/20	229,207	17,845	247,052
Refunding-Land Acq.-Great Neck Park (2020 Series B)	08/11/20	48,722	3,793	52,515
TOTAL GREAT NECK PARK DISTRICT:		536,265	190,034	726,299
Great Neck WPCD- EFC Series 2012E	10/18/12	1,615,000	631,614	2,246,614
Improve Great Neck Water Pollution Control (Series C)	09/20/16	82,347	70,092	152,439
Great Neck Water Pollution (2017 Series B)	04/01/17	64,585	79,840	144,425
INCREASE AND IMPROVEMENT TO THE GREAT NECK WATER POLLUTION DISTRICT	09/26/19	302,379	321,942	624,320
Great Neck Water Pollution Control District	08/11/20	479,630	554,351	1,033,981
TOTAL GREAT NECK WATER POLLUTION CONTROL DISTRICT:		2,543,941	1,657,840	4,201,780
Construction of Improvements to Shelter Rock Library (2020 Series B)	08/11/20	200,582	15,617	216,199
TOTAL SHELTER ROCK LIBRARY DISTRICT:		200,582	15,617	216,199
Refunding - Manhasset-Lakeville Water Dist - Improvements (2006) - 2015 Series A	04/16/15	174,302	19,941	194,243
Refunding - Manhasset-Lakeville Water Dist - Improvements [2015 Series C]	10/13/15	11,480	287	11,767
Manhasset-Lakeville Water District - 2020 Series D	09/24/20	175,000	127,975	302,975
Increase and Improvements to Facilities MLWD [2014 Series C] (2020 Series F)	12/18/20	173,586	33,243	206,829
Increase and Improvement to the Manhasset-Lakeville Water District	09/23/21	325,000	271,050	596,050
TOTAL MANHASSET-LAKEVILLE WATER DISTRICT:		859,368	452,496	1,311,864

Schedule of 2023 Long Term Debt Payments

DESCRIPTION	ISSUED	2023 PRINCIPAL	2023 INTEREST	2023 P + I
Refunding-Improv. To Cent Business Dist of Port Washington (2020 Series B)	08/11/20	2,515	196	2,710
TOTAL GREATER PW BID DISTRICT:		2,515	196	2,710
Port Washington Water 2013B- EFC Ref of 2003F	07/12/13	65,000	(3,825)	61,175
Refunding-PWW-Dist (2)-Increase and Improvement of Facilities - 2005 Bonds [2014 Series A]	04/16/14	30,976	2,169	33,145
Refunding-PWW-Dist-Increase and Improvement of Facilities - 2005 Bonds [2014 Series A]	04/16/14	38,485	2,695	41,180
Refunding - Port Washington Water Dist Improvements (2006) - 2015 Series A	04/16/15	121,437	13,893	135,330
Refunding - Port Washington Water Dist Inc & Improvements (2006) - 2015 Series A	04/16/15	56,490	6,463	62,953
Improvements of the Facilities of the PWW District	04/01/16	20,129	9,079	29,208
Increase and Improve Facilities PW Water District	09/20/16	237,228	74,982	312,210
Increase and Improve Facilities PW Water District (2017 Series A)	04/01/17	237,147	154,043	391,190
Increase Improvement Facilities Port Washington Water District (2017 Series A)	04/01/17	40,901	26,567	67,468
Port Washington Water	09/28/17	144,207	58,708	202,915
Increase and improvement to the Port Washington Water District Facilities	04/02/18	124,721	58,538	183,259
INCREASE AND IMPROVEMENT OF FACILITIES OF THE PORT WASHINGTON WATER DISTRICT	03/28/19	32,598	14,143	46,741
INCREASE AND IMPROVEMENT OF FACILITIES OF THE PORT WASHINGTON WATER DISTRICT	09/26/19	41,669	44,365	86,034
TOTAL PORT WASHINGTON WATER DISTRICT:		1,190,988	461,821	1,652,809
Port Washington Water Pollution District (2011C- Leveraged)	06/19/08	20,000	8,327	28,327
EFC Clean Water Statutory Installment Bond 2010C	06/24/10	475,000	102,247	577,247
Refunding - PWWPCD Improve & incr. facilities (2006) - 2015 Series A (1)	04/16/15	42,292	4,838	47,130
Refunding - PWWPCD Improve & incr. facilities (2006) - 2015 Series A (2)	04/16/15	19,635	2,246	21,881
Refunding - PWWPCD Improve & incr. facilities (2006) - 2015 Series A (3)	04/16/15	60,416	6,912	67,328
EFC Clean Water Statutory Installment Bond 2016	05/15/16	62,900	-	62,900
Refunding-Improv. To Port Washington WPCD (2020 Series B)	08/11/20	6,051	471	6,522
TOTAL PORT WASHINGTON WATER POLLUTION DISTRICT:		686,294	125,041	811,335
Increase and Improve Roslyn Water District Facilities (Series C)	09/20/16	176,909	150,581	327,490
Increase and Improve Roslyn Water District Facilities 2 (Series C)	09/20/16	82,856	70,525	153,381
Increase and Improve Roslyn Water District Facilities 3 (Series C)	09/20/16	82,347	70,092	152,439
Roslyn Water District #2 (2017 Series B)	04/01/17	49,772	61,528	111,300
Roslyn Water District (2017 Series B)	04/01/17	46,928	58,012	104,940
Refunding-Roslyn Water District (2020 Series B)	08/11/20	2,326	181	2,507
TOTAL ROSLYN WATER DISTRICT:		441,138	410,920	852,058
Refunding - Westbury Water Dist-Improvements (2006) - 2015 Series A	04/16/15	176,416	20,183	196,599
Refunding - Westbury Water Dist-Improvements [2015 Series C]	10/13/15	37,309	933	38,242
Refunding - Westbury Water Dist-Improvements - 2 [2015 Series C]	10/13/15	8,610	215	8,825
Refunding-Westbury Water District (2020 Series B)	08/11/20	15,245	1,187	16,432
TOTAL WESTBURY WATER DISTRICT:		237,580	22,518	260,098