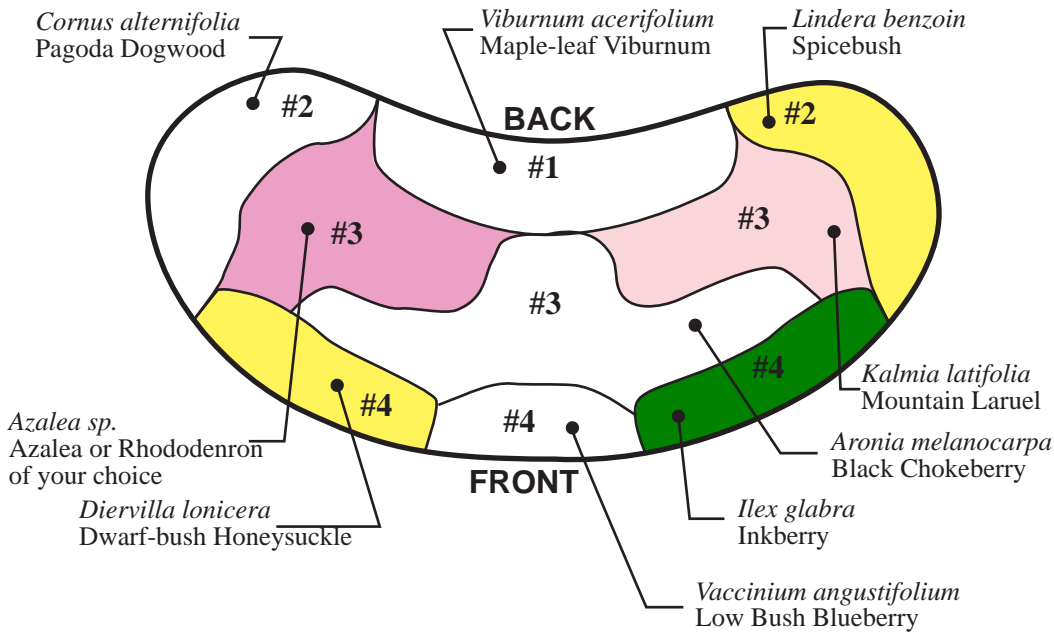


SHRUB GARDEN (SHADE)

Shrubs and Trees - Part Shade to Shade (Base Plant List 2+ hours of sun per day)

- A mix of native and non-native shrub species.
- Low maintenance.
- Base plant list is tall (3 to 15 feet).
- Base list is adapted to clay or sandy soils.
- All species are host plants for pollinators.

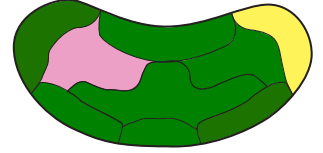


- 2 - #1 *Viburnum acerifolium* - Maple-leaf Viburnum
- 1 - #2 *Cornus alternifolia* - Pagoda Dogwood
- 2 - #2 *Lindera benzoin* - Spicebush
- 3 - #3 *Azalea sp.* - Azalea or small Rhododendron
- 3 - #3 *Aronia melanocarpa* - Black Chokeberry
- 2 - #3 *Kalmia latifolia* - Mountain Laurel
- 2 - #4 *Diervilla lonicera* - Dwarf-bush Honeysuckle
- 2 - #4 *Vaccinium angustifolium* - Low Bush Blueberry
- 2 - #4 *Ilex glabra* - Inkberry

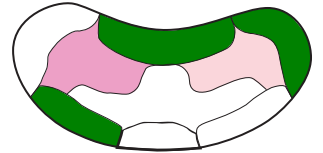
Blooming Period

How the garden changes for each month

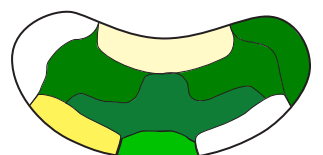
April



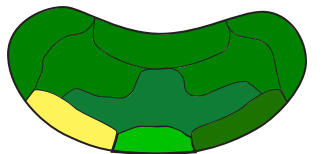
May



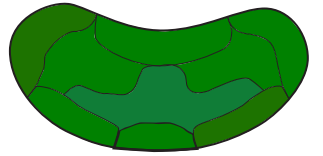
June



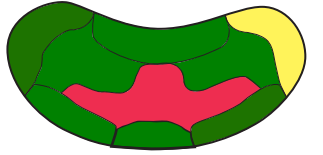
July



August



September



October

